

CITY OF HOUSTON, TEXAS

FY 2010 FULL COST ALLOCATION PLAN

**Based on the Actual Expenditures
For the Fiscal Year Ended June 30, 2008**

MAXIMUS
HELPING GOVERNMENT SERVE THE PEOPLE

© 2009



TABLE OF CONTENTS

- I. Introduction**
- II. Organization Chart**
- III. Summary of Allocated Costs Schedules**
- IV. Central Service Cost Allocation Plan**

MAXIMUS

LIBERING GOVERNMENT FROM THE PAPER

SECTION I

Introduction

INTRODUCTION

The Full Cost Indirect Cost Allocation Plan (Plan) for indirect services provided by central service departments for the CITY OF HOUSTON, TEXAS is based on actual expenditures for the fiscal year ending June 30, 2008. The Plan was prepared by MAXIMUS, Inc. at the request of the CITY OF HOUSTON, TEXAS.

METHODOLOGY

The Plan has been prepared in conformity with Generally Accepted Accounting Principles applied on a consistent basis. A consistent approach has been followed in the treatment of costs as direct or indirect costs; in no case have costs that have been charged as direct costs to programs been included as indirect costs. Expenditure information has been obtained from the City's expenditure reports for the base year. Statistics used to allocate costs are from full base years or a representative sample period's data

A double step-down allocation procedure has been used to distribute costs of central services to other City departments that receive benefits (the user department). The procedure initially requires a sequential ordering of departments. Department indirect cost allocations are then made in the order selected to all user departments. To ensure that the cross-benefit of services among central service departments is fully accounted for, a second step-down allocation from each central service department is made. Costs allocated from each central service department consist of the following:

First Allocation - includes the actual operating expenditures for the department and all allocated costs from other central service departments which have been identified up to this point.

Second Allocation - allocated costs from other central services made subsequent to that department's first allocation.

With respect to the double step-down methodology, two important points should be noted:

- (1) The initial sequencing of departments has been made in consideration of the ordering which maximizes the benefits of services, and
- (2) After the second allocation, that user department is "closed" and can not receive any additional allocation from other central services.

To ease comprehension and avoid unnecessary bulk in the Plan, the first and second allocations are shown on the same schedules within

MAXIMUS

HELPING GOVERNMENT SERVE THE PEOPLE

the Plan.

FORMAT

A Table of Contents is included at the beginning of the Plan. The allocation of indirect costs has occurred in the same order as shown in the Table of Contents. The Table of Contents also permits the ready identification of the following summary data and sections of the Plan:

Summary Data - Three summary schedules are provided at the beginning of the Plan.

- (1) **Allocated Costs by Department (Schedule A)** - provides the costs allocated from each central service department to each user department. The central service departments are listed in the first column and the user departments detailed in the Plan are listed across the top of the page with a total listed on the last page of the schedule.
- (2) **Summary of Allocated Costs (Schedule C)** - shows the total expenditures and cost adjustments allocated by central service departments. The total \$ amount allocated to each user department is also shown.
- (3) **Summary of Allocation Basis (Schedule E)** - shows the basis used to allocate the costs for each function of every central service department.

Detail Data

Sections on each central service are presented in the following format:

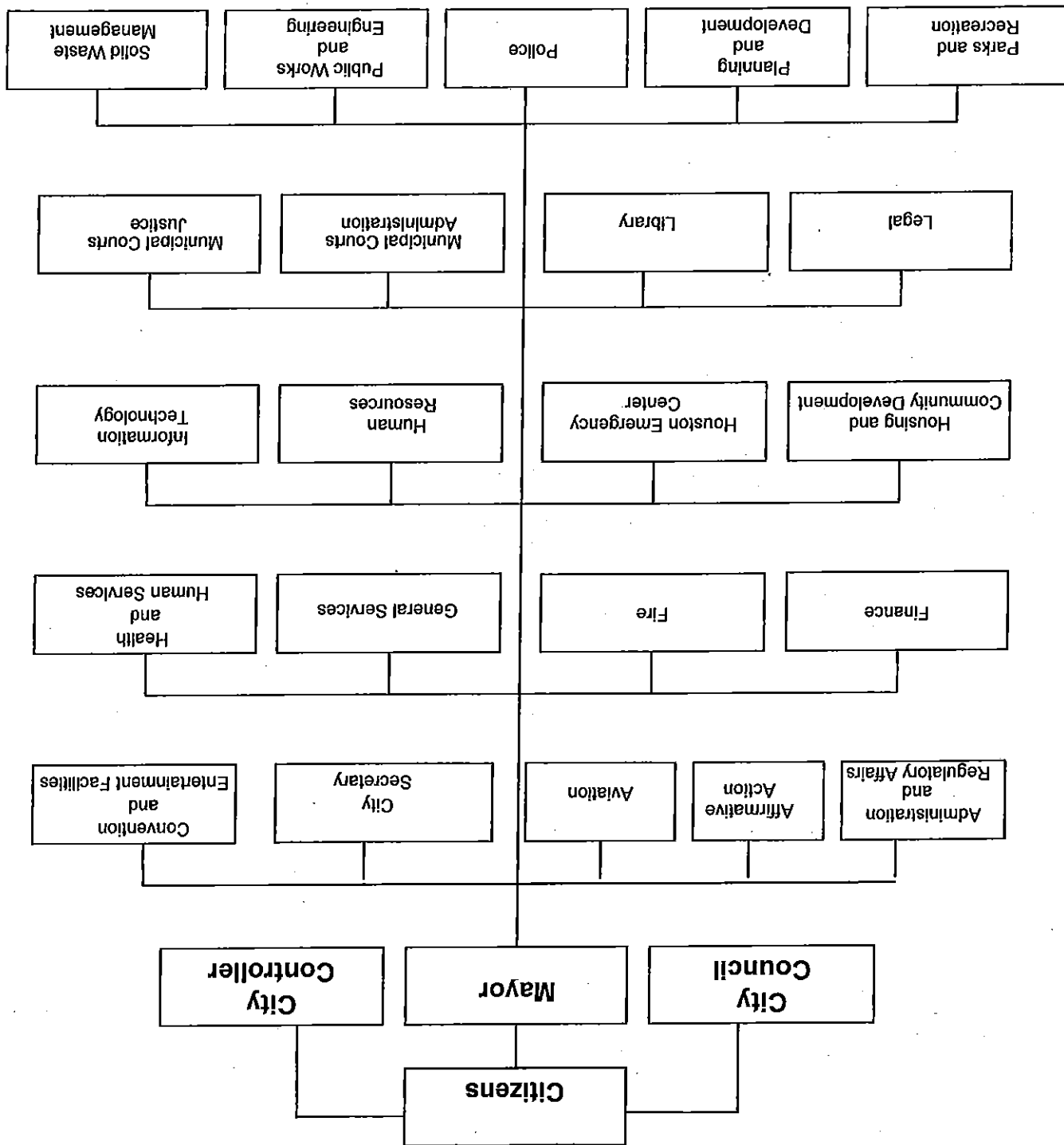
- (1) **Nature and Extent of Services** - It is a narrative description of the central service and all functions that are identified. Also, described are the allocation basis used for each function and any other relevant information on expenditures.
- (2) **Costs to be Allocated** - It presents the total costs to be allocated based on the actual expenditures from the financial statements and the allocated additions that represent costs allocated to the central service from other central services.
- (3) **Costs to be Allocated by Function** - Costs for each central service department are listed by function to the extent deemed necessary to ensure the application of allocation basis which most closely correlate with the benefits received by user departments. Total costs allocated are the same as reflected on the previous schedule. Functions of the central service are listed across the top of the page.

- (4) Detail Allocation - A detailed schedule of the allocation of each function is provided for all allocated functions except for General Administration. Costs of General Administration are first allocated to all other departmental functions in proportion to functional costs. The schedule lists the user department's allocation of each function of the central service department.
- (5) Departmental Cost Allocation Summary - The last schedule in each central service shows a summary of the costs allocated by function. The user departments are listed in the first column of the page and the central service functions are listed across the top of the page.

SECTION II

Organizational Chart

ORGANIZATION CHART



SECTION III

Summary of Allocated Cost Schedules



City Of Houston, Texas
 Full Cost Allocation Plan
 Table of Contents

Summary Data		
Schedule A - Allocated Costs By Department.....	A	Summary
Schedule C - Summary Of Allocated Costs.....	C	1
Schedule E - Summary Of Allocation Basis.....	E	17
Building Usage Charge		20
Narrative		
Schedule 2 - Detail Costs To Be Allocated.....	1.1	Detail
Schedule 3 - Costs To Be Allocated By Activity.....	1.2	25
Schedule 4 - Detail Activity Allocations-City Hall.....	1.3	26
Schedule 4 - Detail Activity Allocations-City Hall Annex.....	1.4.1	27
Schedule 4 - Detail Activity Allocations-Municipal Cr Bldg.....	1.4.2	28
Schedule 5 - Allocation Summary.....	1.4.3	29
Equipment Usage Charge	1.5	30
Narrative		
Schedule 2 - Detail Costs To Be Allocated.....	2.1	Detail
Schedule 3 - Costs To Be Allocated By Activity.....	2.2	31
Schedule 4 - Detail Activity Allocations-Equipment Usage.....	2.3	32
Schedule 5 - Allocation Summary.....	2.4.1	33
	2.5	34
		35
		37
Citywide General Government		
Narrative		
Schedule 2 - Detail Costs To Be Allocated.....	3.1	Detail
Schedule 3 - Costs To Be Allocated By Activity.....	3.2	39
Schedule 4 - Detail Activity Allocations-Insurance Retirees.....	3.3	40
Schedule 4 - Detail Activity Allocations-Memberships.....	3.4.1	41
Schedule 4 - Detail Activity Allocations-Accounting & Consulting.....	3.4.2	47
Schedule 4 - Detail Activity Allocations-Interest.....	3.4.3	49
Schedule 4 - Detail Activity Allocations-Other.....	3.4.4	51
Schedule 4 - Detail Activity Allocations-Claims & Judgements.....	3.4.5	54
Schedule 4 - Detail Activity Allocations-Elections.....	3.4.6	56
Schedule 4 - Detail Activity Allocations-Legal.....	3.4.7	58
Schedule 5 - Allocation Summary.....	3.4.8	59
	3.5	60
		61
Fin-Dir- Office		
Narrative		
Schedule 2 - Detail Costs To Be Allocated.....	4.1	Detail
Schedule 3 - Costs To Be Allocated By Activity.....	4.2	67
Schedule 4 - Detail Activity Allocations-Dept. Admin.....	4.3	68
Schedule 5 - Allocation Summary.....	4.4.1	69
		70
		71



City Of Houston, Texas
 Full Cost Allocation Plan
 Table of Contents

Fin-OMB

Narrative	Detail	Page #
Schedule 2 - Detail Costs To Be Allocated	5.1	72
Schedule 3 - Costs To Be Allocated By Activity	5.2	73
Schedule 4 - Detail Activity Allocations-Budget	5.3	74
Schedule 5 - Allocation Summary	5.4,1	75
	5.5	78

Fin-Debt Svc

Narrative	Detail	Page #
Schedule 2 - Detail Costs To Be Allocated	6.1	81
Schedule 3 - Costs To Be Allocated By Activity	6.2	82
Schedule 4 - Detail Activity Allocations-Debt Svcs	6.3	83
Schedule 5 - Allocation Summary	6.4,1	84
	6.5	87

Fin-Genl. Acctg

Narrative	Detail	Page #
Schedule 2 - Detail Costs To Be Allocated	7.1	90
Schedule 3 - Costs To Be Allocated By Activity	7.2	91
Schedule 4 - Detail Activity Allocations-General Acctg	7.3	92
Schedule 4 - Detail Activity Allocations-Fixed Assets	7.4,1	93
Schedule 4 - Detail Activity Allocations-Auditing Svcs	7.4,2	96
Schedule 5 - Allocation Summary	7.4,3	98
	7.5	101

Fin-Auditing

Narrative	Detail	Page #
Schedule 2 - Detail Costs To Be Allocated	8.1	104
Schedule 3 - Costs To Be Allocated By Activity	8.2	105
Schedule 4 - Detail Activity Allocations-Auditing	8.3	106
Schedule 5 - Allocation Summary	8.4,1	107
	8.5	109

Fin-Grants

Narrative	Detail	Page #
Schedule 2 - Detail Costs To Be Allocated	9.1	111
Schedule 3 - Costs To Be Allocated By Activity	9.2	112
Schedule 4 - Detail Activity Allocations-Grants	9.3	113
Schedule 5 - Allocation Summary	9.4,1	114
	9.5	117

Fin-Tax&Rev. Acctg.

Narrative	Detail	Page #
Schedule 2 - Detail Costs To Be Allocated	10.1	120
Schedule 3 - Costs To Be Allocated By Activity	10.2	121
Schedule 4 - Detail Activity Allocations-Services	10.3	122
Schedule 5 - Allocation Summary	10.4,1	123
	10.5	125



City Of Houston, Texas
 Full Cost Allocation Plan
 Table of Contents

ARA Director's Office		
Narrative	Detail	Page #
Schedule 2 - Detail Costs To Be Allocated	11.1	127
Schedule 3 - Costs To Be Allocated By Activity	11.2	128
Schedule 4 - Detail Activity Allocations-Dept Admin	11.3	130
Schedule 5 - Allocation Summary	11.4.1	131
	11.5	132
ARA Admin Svcs		
Narrative	Detail	Page #
Schedule 2 - Detail Costs To Be Allocated	12.1	133
Schedule 3 - Costs To Be Allocated By Activity	12.2	134
Schedule 4 - Detail Activity Allocations-Business Office	12.3	135
Schedule 4 - Detail Activity Allocations-Mailroom	12.4.1	137
Schedule 4 - Detail Activity Allocations-Payroll	12.4.2	138
Schedule 4 - Detail Activity Allocations-Records Management	12.4.3	139
Schedule 4 - Detail Activity Allocations-Property	12.4.4	141
Schedule 5 - Allocation Summary	12.4.5	142
	12.5	144
ARA Strategic Purchasing		
Narrative	Detail	Page #
Schedule 2 - Detail Costs To Be Allocated	13.1	146
Schedule 3 - Costs To Be Allocated By Activity	13.2	147
Schedule 4 - Detail Activity Allocations-Supply	13.3	148
Schedule 4 - Detail Activity Allocations-Formal Contracts	13.4.1	149
Schedule 5 - Allocation Summary	13.4.2	152
	13.5	154
ARA City Council Admin		
Narrative	Detail	Page #
Schedule 2 - Detail Costs To Be Allocated	14.1	157
Schedule 3 - Costs To Be Allocated By Activity	14.2	158
Schedule 4 - Detail Activity Allocations-Council Svcs	14.3	159
Schedule 5 - Allocation Summary	14.4.1	160
	14.5	161
ARA 3-1-1		
Narrative	Detail	Page #
Schedule 2 - Detail Costs To Be Allocated	15.1	162
Schedule 3 - Costs To Be Allocated By Activity	15.2	163
Schedule 4 - Detail Activity Allocations-Services	15.3	164
Schedule 5 - Allocation Summary	15.4.1	165
	15.5	166
ARA Central Payroll		
Narrative	Detail	Page #
Schedule 2 - Detail Costs To Be Allocated	16.1	167
Schedule 3 - Costs To Be Allocated By Activity	16.2	168
	16.3	169

City Of Houston, Texas
 Full Cost Allocation Plan
 Table of Contents

Schedule .4 - Detail Activity Allocations-Central P/R	164.1	170
Schedule .5 - Allocation Summary	16.5	173
ARA Regulatory Services		
Narrative		
Schedule .2 - Detail Costs To Be Allocated	17.1	176
Schedule .3 - Costs To Be Allocated By Activity	17.2	177
Schedule .4 - Detail Activity Allocations-Services	17.3	178
Schedule .5 - Allocation Summary	174.1	179
IT - Director		
Narrative		
Schedule .2 - Detail Costs To Be Allocated	18.1	183
Schedule .3 - Costs To Be Allocated By Activity	18.2	184
Schedule .4 - Detail Activity Allocations-Dept Admin	18.3	186
Schedule .5 - Allocation Summary	184.1	187
IT - Admin & Applications		
Narrative		
Schedule .2 - Detail Costs To Be Allocated	19.1	189
Schedule .3 - Costs To Be Allocated By Activity	19.2	190
Schedule .4 - Detail Activity Allocations-Dept Admin	19.3	191
Schedule .4 - Detail Activity Allocations-Enterprise Appl	194.1	193
Schedule .4 - Detail Activity Allocations-Citizen's Net	194.2	194
Schedule .4 - Detail Activity Allocations-IT ERP	194.3	196
Schedule .5 - Allocation Summary	194.4	199
IT - Infrastructure		
Narrative		
Schedule .2 - Detail Costs To Be Allocated	20.1	202
Schedule .3 - Costs To Be Allocated By Activity	20.2	205
Schedule .4 - Detail Activity Allocations-Client Svcs	20.3	206
Schedule .4 - Detail Activity Allocations-Data Center	204.1	208
Schedule .4 - Detail Activity Allocations-NW Data & Voice	204.2	210
Schedule .4 - Detail Activity Allocations-Infrastructure	204.3	213
Schedule .4 - Detail Activity Allocations-Enterprise Optns	204.4	216
Schedule .4 - Detail Activity Allocations-Rev Fnd NW Data	204.5	218
Schedule .4 - Detail Activity Allocations-Rev Fnd Enterprise Optns	204.6	221
Schedule .5 - Allocation Summary	204.7	224
Affirmative Action		
Narrative		
Schedule .2 - Detail Costs To Be Allocated	21.1	226
Schedule .3 - Costs To Be Allocated By Activity	21.2	232
Schedule .3 - Costs To Be Allocated By Activity	21.3	233
Schedule .3 - Costs To Be Allocated By Activity	21.3	234



City Of Houston, Texas
Full Cost Allocation Plan
Table of Contents

Schedule .4 - Detail Activity Allocations-Business Devpmt.....	21.4.1	235
Schedule .4 - Detail Activity Allocations-Employee Relations.....	21.4.2	238
Schedule .5 - Allocation Summary.....	21.5	241
Mayor's Office	Detail	
Narrative.....	22.1	244
Schedule .2 - Detail Costs To Be Allocated.....	22.2	245
Schedule .3 - Costs To Be Allocated By Activity.....	22.3	247
Schedule .4 - Detail Activity Allocations-City Admin.....	22.4.1	248
Schedule .5 - Allocation Summary.....	22.5	251
Human Resources Dept	Detail	
Narrative.....	23.1	254
Schedule .2 - Detail Costs To Be Allocated.....	23.2	255
Schedule .3 - Costs To Be Allocated By Activity.....	23.3	257
Schedule .4 - Detail Activity Allocations-Selection.....	23.4.1	259
Schedule .4 - Detail Activity Allocations-Personnel Svcs.....	23.4.2	260
Schedule .4 - Detail Activity Allocations-Classified Testing.....	23.4.3	263
Schedule .4 - Detail Activity Allocations-Training.....	23.4.4	264
Schedule .5 - Allocation Summary.....	23.5	265
Legal Department	Detail	
Narrative.....	24.1	268
Schedule .2 - Detail Costs To Be Allocated.....	24.2	269
Schedule .3 - Costs To Be Allocated By Activity.....	24.3	271
Schedule .4 - Detail Activity Allocations-Legal Svcs.....	24.4.1	272
Schedule .4 - Detail Activity Allocations-PWE Legal.....	24.4.2	274
Schedule .5 - Allocation Summary.....	24.5	275
City Secretary	Detail	
Narrative.....	25.1	277
Schedule .2 - Detail Costs To Be Allocated.....	25.2	278
Schedule .3 - Costs To Be Allocated By Activity.....	25.3	279
Schedule .4 - Detail Activity Allocations-City Secretary.....	25.4.1	280
Schedule .5 - Allocation Summary.....	25.5	283
City Council	Detail	
Narrative.....	26.1	286
Schedule .2 - Detail Costs To Be Allocated.....	26.2	287
Schedule .3 - Costs To Be Allocated By Activity.....	26.3	289
Schedule .4 - Detail Activity Allocations-City Council.....	26.4.1	290
Schedule .5 - Allocation Summary.....	26.5	293



City Of Houston, Texas
Full Cost Allocation Plan
Table of Contents

City Controller's Office

Narrative	Detail	Page #
Schedule .2 - Detail Costs To Be Allocated	27.1	296
Schedule .3 - Costs To Be Allocated By Activity	27.2	297
Schedule .4 - Detail Activity Allocations-Financial Svcs	27.3	298
Schedule .4 - Detail Activity Allocations-Treasury	27.4.1	299
Schedule .5 - Allocation Summary	27.4.2	302
Schedule .5	27.5	305

Municipal Court Administration

Narrative	Detail	Page #
Schedule .2 - Detail Costs To Be Allocated	28.1	308
Schedule .3 - Costs To Be Allocated By Activity	28.2	309
Schedule .4 - Detail Activity Allocations-Services	28.3	311
Schedule .5 - Allocation Summary	28.4.1	312
Schedule .5	28.5	313

Health Administration

Narrative	Detail	Page #
Schedule .2 - Detail Costs To Be Allocated	29.1	314
Schedule .3 - Costs To Be Allocated By Activity	29.2	315
Schedule .4 - Detail Activity Allocations-Dept. Admin.	29.3	317
Schedule .5 - Allocation Summary	29.4.1	318
Schedule .5	29.5	319

Planning & Development Admin

Narrative	Detail	Page #
Schedule .2 - Detail Costs To Be Allocated	30.1	320
Schedule .3 - Costs To Be Allocated By Activity	30.2	321
Schedule .4 - Detail Activity Allocations-Dept Admin	30.3	322
Schedule .5 - Allocation Summary	30.4.1	323
Schedule .5	30.5	324

PWE - Administration

Narrative	Detail	Page #
Schedule .2 - Detail Costs To Be Allocated	31.1	325
Schedule .3 - Costs To Be Allocated By Activity	31.2	326
Schedule .4 - Detail Activity Allocations-Adm - Exp.	31.3	327
Schedule .4 - Detail Activity Allocations-Adm - FTE	31.4.1	328
Schedule .5 - Allocation Summary	31.4.2	329
Schedule .5	31.5	330

CIP Sal Rec PWE Adm

Narrative	Detail	Page #
Schedule .2 - Detail Costs To Be Allocated	32.1	331
Schedule .3 - Costs To Be Allocated By Activity	32.2	332
Schedule .4 - Detail Activity Allocations-Admin. Svcs	32.3	333
Schedule .5 - Allocation Summary	32.4.1	334
Schedule .5	32.5	335



City Of Houston, Texas
Full Cost Allocation Plan
Table of Contents

Convention and Entertainment		
Narrative	Detail	Page #
Schedule .2 - Detail Costs To Be Allocated	33.1	336
Schedule .3 - Costs To Be Allocated By Activity	33.2	337
Schedule .4 - Detail Activity Allocations-Rental Services	33.3	338
Schedule .5 - Allocation Summary	33.4.1	339
	33.5	340
HPD - Police Records		
Narrative	Detail	Page #
Schedule .2 - Detail Costs To Be Allocated	34.1	341
Schedule .3 - Costs To Be Allocated By Activity	34.2	342
Schedule .4 - Detail Activity Allocations-Records Mgmt	34.3	343
Schedule .5 - Allocation Summary	34.4.1	344
	34.5	345
HPD- Inspector General		
Narrative	Detail	Page #
Schedule .2 - Detail Costs To Be Allocated	35.1	346
Schedule .3 - Costs To Be Allocated By Activity	35.2	347
Schedule .4 - Detail Activity Allocations-Services	35.3	348
Schedule .5 - Allocation Summary	35.4.1	349
	35.5	350
General Services Department		
Narrative	Detail	Page #
Schedule .2 - Detail Costs To Be Allocated	36.1	351
Schedule .3 - Costs To Be Allocated By Activity	36.2	352
Schedule .4 - Detail Activity Allocations-Adm/Design Const	36.3	354
Schedule .4 - Detail Activity Allocations-Building Svcs	36.4.1	355
Schedule .4 - Detail Activity Allocations-Utilities	36.4.2	356
Schedule .5 - Allocation Summary	36.4.3	357
	36.5	358
HEC		
Narrative	Detail	Page #
Schedule .2 - Detail Costs To Be Allocated	37.1	359
Schedule .3 - Costs To Be Allocated By Activity	37.2	360
Schedule .4 - Detail Activity Allocations-General Svcs	37.3	361
Schedule .4 - Detail Activity Allocations-Legal - 911	37.4.1	371
Schedule .4 - Detail Activity Allocations-Legal - Other	37.4.2	372
Schedule .4 - Detail Activity Allocations-Equipt Usage	37.4.3	373
Schedule .4 - Detail Activity Allocations-Citywide Gen Govt	37.4.4	374
Schedule .4 - Detail Activity Allocations-ARRA Admin Svcs	37.4.5	375
Schedule .4 - Detail Activity Allocations-ARRA 3-1-1	37.4.6	376
Schedule .4 - Detail Activity Allocations-ARRA Strat Purch	37.4.7	377
Schedule .4 - Detail Activity Allocations-ARRA	37.4.8	378
Schedule .4 - Detail Activity Allocations-Fin. Grants	37.4.9	379



**City Of Houston, Texas
 Full Cost Allocation Plan
 Table of Contents**

Schedule .4 - Detail Activity Allocations-Fin. - Genl Actg.....	37.4.10	380
Schedule .4 - Detail Activity Allocations-Fin Office of Bgt.....	37.4.11	381
Schedule .4 - Detail Activity Allocations-ARA-Ctr Payroll.....	37.4.12	382
Schedule .4 - Detail Activity Allocations-IT-Adm & App.....	37.4.13	383
Schedule .4 - Detail Activity Allocations-IT-Infrastructure.....	37.4.14	384
Schedule .4 - Detail Activity Allocations-Affirmative Action.....	37.4.15	385
Schedule .4 - Detail Activity Allocations-Mayor's Office.....	37.4.16	386
Schedule .4 - Detail Activity Allocations-Human Resources.....	37.4.17	387
Schedule .4 - Detail Activity Allocations-City Secretary.....	37.4.18	388
Schedule .4 - Detail Activity Allocations-City Council.....	37.4.19	389
Schedule .4 - Detail Activity Allocations-City Controller.....	37.4.20	390
Schedule .4 - Detail Activity Allocations-HPD-Insp Gen.....	37.4.21	391
Schedule .4 - Detail Activity Allocations-Fin-Debt Svc.....	37.4.22	392
Schedule .5 - Allocation Summary.....	37.5	393



* Group

City Of Houston, Texas
Full Cost Allocation Plan
Allocated Costs By Department

Central Service Departments	Police	Fire	Municipal Court	Judicial	PWE - All Other	Solid Waste Management	Housing and Community Devp.	Library
Building Usage Charge	24,467	0	103,300	0	0	0	0	0
Equipment Usage Charge	3,979,751	5,328,139	0	0	1,446,896	276,769	0	31,068
Citywide General Government	16,158,607	3,664,769	183,307	0	4,190,683	2,913,814	11,096	1,795,585
Fin-Dir. Office	0	0	0	0	0	0	0	0
Fin-OMB	162,229	232,736	3,148	0	0	39,276	21,076	37,635
Fin-Debt Svc	126,287	69,533	866	0	15,903	13,378	14,798	10,289
Fin-Genl. Acctg	432,898	464,204	5,449	0	25,140	73,897	36,471	69,735
Fin-Auditing	166,347	103,632	1,291	0	23,417	19,147	128	9,472
Fin-Grants	91,208	50,212	626	0	11,484	9,660	10,687	7,429
Fin.-Tax&Rev. Acctg.	583,357	363,424	4,528	0	82,119	67,147	450	33,216
ARA Director's Office	0	0	0	0	0	0	0	0
ARA Admin Svcs	427,716	159,979	911	0	43,636	24,416	7,513	14,886
ARA Strategic Purchasing	184,939	148,738	3,397	0	0	602,042	879,889	153,673
ARA City Council Admin	0	0	0	0	0	0	0	0
ARA 3-1-1	603,366	21,231	54,044	0	0	765,055	15,443	7,875
ARA Central Payroll	451,719	287,012	3,236	0	53,456	42,909	9,053	33,200
ARA Regulatory Services	1,085,197	676,066	8,423	0	152,763	124,912	838	61,791
IT - Director	0	0	0	0	0	0	0	0
IT - Admin & Applications	371,803	533,386	7,215	0	0	382,331	205,161	86,254
IT - Infrastructure	536,717	769,980	3,567	0	0	472,093	283,328	123,662
Affirmative Action	537,552	304,927	3,719	0	66,888	55,785	52,720	42,950
Mayor's Office	1,488,209	945,580	10,662	0	176,115	141,367	29,828	109,381
Human Resources Dept.	1,240,588	597,289	4,821	0	62,540	163,971	30,174	95,298
Legal Department	2,751,536	685,926	5,195,055	0	977,921	116,786	126,818	47,917
City Secretary	173,512	95,535	1,190	0	21,850	18,380	20,332	14,136
City Council	1,738,317	957,069	11,922	0	218,894	184,133	203,684	141,615
City Controller's Office	742,819	834,244	11,132	0	32,963	144,193	93,167	132,925
Municipal Court	0	0	21,027,354	0	0	0	0	0
Health Administration	0	0	0	0	0	0	0	0
Planning & Development	0	0	0	0	0	0	0	0
PWE - Administration	0	0	0	0	1,115,958	0	0	0
CIP Sal Rec PWE Adm	0	0	0	0	0	0	0	0
Convention and Entertainment	3,228	24,376	0	0	0	0	32,859	3,795
HPD - Police Records	0	1,952	0	0	0	0	6,832	976



All Monetary Values Are \$ Dollars
MAXCARS © 2009 MAXIMUS, INC.
Report Output Prepared By Agency

* Group

City Of Houston, Texas
Full Cost Allocation Plan
Allocated Costs By Department

CITY OF HOUSTON FULL COST PLAN 2010
 2010
 Groups
 Version 1.0060-2

Central Service Departments	Police	Fire	Municipal Court	Judicial	PWE - All Other	Solid Waste Management	Housing and Community Devp.	Library
HPD- Inspector General	0	1,130,962	0	0	0	126,668	45,239	27,143
General Services Department	16,711,038	8,040,771	198,563	0	133,284	319,572	0	8,476,423
HEC	0	0	0	0	0	0	0	0
Total Allocated	50,773,407	26,491,672	26,847,726	0	8,851,910	7,097,701	2,107,584	11,568,329
Roll Forward	0	0	0	0	0	0	0	0
Cost With Roll Forward	50,773,407	26,491,672	26,847,726	0	8,851,910	7,097,701	2,107,584	11,568,329
Adjustments	0	0	0	0	0	0	0	0
Proposed Costs	50,773,407	26,491,672	26,847,726	0	8,851,910	7,097,701	2,107,584	11,568,329



All Monetary Values Are \$ Dollars
 MAXCARS © 2009 MAXIMUS, INC.
 Report Output Prepared By Agency

* Group

City Of Houston, Texas
Full Cost Allocation Plan
Allocated Costs By Department

CITY OF HOUSTON FULL COST PLAN 2010
2010
Version 1.0060-2
Groups

Central Service Departments	Parks & Recreation	Health & Human Services	Fin-Econ. Dvpt	ARA Ins. Mgmt.	ARA Exec Svcs	ARA-Other Planning & Development
Building Usage Charge	0	0	0	0	0	0
Equipment Usage Charge	1,131,658	134,913	0	0	0	16,555
Citywide General Government	3,107,470	2,055,202	29,285	124	65,961	304,532
Fin-Dir. Office	0	0	260,007	0	0	0
Fin-OMB	85,998	86,883	108	553	513	11,800
Fin-Debt Svc	14,200	19,863	128	1,863	574	854
Fin-Genl. Acctg	184,269	157,831	187	958	889	21,744
Fin-Auditing	17,278	10,676	190	0	842	311
Fin-Grants	10,255	14,344	92	1,345	415	617
Fin-Tax&Rev. Acctg.	60,591	37,442	668	0	2,954	1,091
ARA Director's Office	0	0	0	26,244	109,812	200,286
ARA Admin Svcs	66,281	63,197	189,896	0	225	2,282
ARA Strategic Purchasing	258,457	58,761	18	6,251	117	11,181
ARA City Council Admin	0	0	0	0	0	0
ARA 3-1-1	33,657	0	0	0	0	0
ARA Central Payroll	60,452	68,871	524	249	1,041	1,899
ARA Regulatory Services	112,716	69,652	1,242	0	5,496	2,029
IT - Director	0	0	0	0	0	0
IT - Admin & Applications	837,133	845,743	1,053	5,388	5,002	114,869
IT - Infrastructure	1,033,679	1,044,310	1,298	6,654	6,176	141,838
Affirmative Action	62,703	84,036	560	6,428	2,209	3,365
Mayor's Office	199,165	226,899	1,726	820	3,432	6,259
Human Resources Dept.	172,799	80,574	614	291	1,218	2,223
Legal Department	214,451	0	0	0	0	0
City Secretary	19,511	27,291	176	2,559	789	1,174
City Council	195,458	273,396	1,758	25,643	7,906	11,756
City Controller's Office	284,442	298,800	586	5,502	2,714	36,761
Municipal Court	0	0	0	0	0	0
Health Administration	0	23,134,605	0	0	0	0
Planning & Development	0	0	0	0	0	0
PWE - Administration	0	0	0	0	0	0
CIP Sal Rec PWE Adm	0	0	0	0	0	0
Convention and Entertainment	0	0	0	0	0	0
HPD - Police Records	390	0	0	0	0	0



All Monetary Values Are \$ Dollars
MAXCARS © 2009 MAXIMUS, INC.
Report Output Prepared By Agency

* Group

City Of Houston, Texas
 Full Cost Allocation Plan
 Allocated Costs By Department

Central Service Departments	Parks & Recreation	Health & Human Services	Fin-Econ. Dvpt	ARA Ins. Mgmt.	ARA Exec Svcs	ARA-Other-Planning & Development
HPD- Inspector General	153,811	0	0	0	0	0
General Services Department	1,670,955	0	0	0	0	0
HEC	0	0	0	0	0	0
Total Allocated	9,987,779	28,793,289	490,116	90,872	218,285	713,489
Roll Forward	0	0	0	0	0	0
Cost With Roll Forward	9,987,779	28,793,289	490,116	90,872	218,285	713,489
Adjustments	0	0	0	0	0	0
Proposed Costs	9,987,779	28,793,289	490,116	90,872	218,285	713,489
						2,384,330



All Monetary Values Are \$ Dollars
 MAXCars © 2009 MAXIMUS, INC.
 Report Output Prepared By Agency

City Of Houston, Texas
Full Cost Allocation Plan

* Group

Allocated Costs By Department

Groups

Central Service Departments	CIP S/R Planning	CIP Sal Rec RE	CIP S/R Engrg	CIP S/R Constr.	CIP S/R Eng/Const	CIP S/R GeoenV.	CIP S/R Other
Building Usage Charge	0	0	0	0	0	0	0
Equipment Usage Charge	0	0	0	0	0	0	0
Citywide General Government	111	2,677	4,953	3,050	60	532	0
Fin-Dir. Office	0	0	0	0	0	0	0
Fin-OMB	495	11,942	22,096	13,606	272	2,372	0
Fin-Debt Svc	130	436	1,635	1,488	67	176	371
Fin-Genl. Acctg	857	20,665	38,235	23,546	471	4,106	0
Fin-Auditing	0	0	0	0	0	0	0
Fin-Grants	93	315	1,181	1,075	48	127	267
Fin-Tax&Rev. Acctg.	0	0	0	0	0	0	0
ARA Director's Office	0	0	0	0	0	0	0
ARA Admin Svcs	0	0	0	0	0	0	0
ARA Strategic Purchasing	124	448	4,531	16,194	23	111	123
ARA City Council Admin	0	0	0	0	0	0	0
ARA 3-1-1	0	0	0	0	0	0	0
ARA Central Payroll	465	1,907	6,695	7,423	255	701	1,258
ARA Regulatory Services	0	0	0	0	0	0	0
IT - Director	0	0	0	0	0	0	0
IT - Admin & Applications	1,134	27,367	50,639	31,183	624	5,438	0
IT - Infrastructure	1,637	39,506	73,099	45,015	899	7,850	2,051
Affirmative Action	553	1,936	7,160	6,826	287	765	1,563
Mayor's Office	1,533	6,281	22,057	24,453	841	2,309	4,144
Human Resources Dept.	544	2,230	7,833	8,683	299	820	1,472
Legal Department	0	0	0	0	0	0	0
City Secretary	179	599	2,247	2,044	91	242	509
City Council	1,788	6,001	22,517	20,483	913	2,419	5,108
City Controller's Office	1,735	36,314	68,910	43,431	943	7,400	769
Municipal Court	0	0	0	0	0	0	0
Health Administration	0	0	0	0	0	0	0
Planning & Development	0	0	0	0	0	0	0
PWE - Administration	9,448	35,718	128,702	132,559	5,031	13,613	26,160
CIP Sal Rec PWE Adm	1,979	8,109	28,478	31,570	1,087	2,981	5,350
Convention and Entertainment	0	0	0	0	0	0	0
HPD - Police Records	0	0	0	0	0	0	0



All Monetary Values Are \$ Dollars
MAXCars © 2009 MAXIMUS, INC.
Report Output Prepared By Agency

* Group

City Of Houston, Texas
 Full Cost Allocation Plan
 Allocated Costs By Department

CITY OF HOUSTON FULL COST PLAN 2010
 2010
 Groups
 Version 1.0060-2

Central Service Departments	CIP S/R Planning	CIP Sal Rec RE	CIP S/R Engrg	CIP S/R Constr.	CIP S/R Eng/Const	CIP S/R Geoenv.	CIP S/R Other
HPD- Inspector General	0	0	0	0	0	0	0
General Services Department	0	0	0	0	0	0	0
HEC	0	0	0	0	0	0	0
Total Allocated	22,805	202,451	490,968	412,629	12,211	51,962	49,145
Roll Forward	0	0	0	0	0	0	0
Cost With Roll Forward	22,805	202,451	490,968	412,629	12,211	51,962	49,145
Adjustments	0	0	0	0	0	0	0
Proposed Costs	22,805	202,451	490,968	412,629	12,211	51,962	49,145



All Monetary Values Are \$ Dollars
 MAXCars © 2009 MAXIMUS, INC.
 Report Output Prepared By Agency

* Group

City Of Houston, Texas
Full Cost Allocation Plan
Allocated Costs By Department

Central Service Departments	CIP S/R GSD	Prop & Cas Legal	PWE - Fleet Management	Wkr Comp - HR	Wkr Comp Legal	HEC Director	HEC - IT
Building Usage Charge	0	0	0	0	0	0	0
Equipment Usage Charge	0	0	0	0	0	0	0
Citywide General Government	878	434	3,122	2,701	131	97	424
Fin-Dir. Office	0	0	0	0	0	0	0
Fin-OMB	3,921	1,938	13,926	12,049	584	431	1,892
Fin-Debt Svc	474	1,028	6,036	3,587	55	0	0
Fin-Genl. Acctg	6,785	3,352	24,100	20,851	1,009	745	3,273
Fin-Auditing	0	0	0	0	0	0	0
Fin-Grants	342	743	4,359	2,590	39	0	0
Fin.-Tax&Rev. Acctg.	0	0	0	0	0	0	0
ARA Director's Office	0	0	0	0	0	0	0
ARA Admin Svcs	0	0	0	0	0	0	0
ARA Strategic Purchasing	3,860	3,548	12,810	14,587	144	94	1,913
ARA City Council Admin	0	0	0	0	0	0	0
ARA 3-1-1	0	0	0	0	0	0	0
ARA Central Payroll	1,978	1,114	9,918	3,204	321	0	0
ARA Regulatory Services	0	0	0	0	0	0	0
IT - Director	0	0	0	0	0	0	0
IT - Admin & Applications	8,986	4,440	135,566	27,614	1,337	988	4,337
IT - Infrastructure	12,972	6,409	167,394	39,862	1,930	489	2,143
Affirmative Action	2,082	3,776	22,961	13,015	261	0	0
Mayor's Office	6,518	3,669	32,677	10,554	1,058	0	0
Human Resources Dept.	2,315	1,303	11,604	3,748	376	0	0
Legal Department	0	0	0	0	0	0	0
City Secretary	651	1,413	8,294	4,929	75	0	0
City Council	6,517	14,152	83,080	49,375	749	0	0
City Controller's Office	12,609	7,877	53,807	43,164	1,843	1,278	5,611
Municipal Court	0	0	0	0	0	0	0
Health Administration	0	0	0	0	0	0	0
Planning & Development	0	0	0	0	0	0	0
PWE - Administration	22,999	0	302,999	0	0	0	0
CIP Sal Rec PWE Adm	8,415	0	0	0	0	0	0
Convention and Entertainment	0	0	0	0	0	0	0
HPD - Police Records	0	0	0	0	0	0	0



All Monetary Values Are \$ Dollars
MAXCARS © 2009 MAXIMUS, INC.
Report Output Prepared By Agency

City Of Houston, Texas
 Full Cost Allocation Plan

Allocated Costs By Department

* Group

Groups

Central Service Departments	CIP S/R GSD	Prop & Cas Legal	PWE - Fleet Management	Wkr Comp - HR	Wkr Comp Legal	HEC Director	HEC - IT
HPD- Inspector General	0	0	0	0	0	0	0
General Services Department	0	0	0	0	0	0	0
HEC	0	0	0	0	0	9,229	172,868
Total Allocated	102,302	55,196	892,653	251,830	9,912	13,351	192,461
Roll Forward	0	0	0	0	0	0	0
Cost With Roll Forward	102,302	55,196	892,653	251,830	9,912	13,351	192,461
Adjustments	0	0	0	0	0	0	0
Proposed Costs	102,302	55,196	892,653	251,830	9,912	13,351	192,461



All Monetary Values Are \$ Dollars
 MAXCars © 2009 MAXIMUS, INC.
 Report Output Prepared By Agency

* Group

City Of Houston, Texas
 Full Cost Allocation Plan
 Allocated Costs By Department

Central Service Departments	HEC - 9-1-1 Network	HEC - Police Call Takers	HEC-HFD	HEC-Harris Co.	HEC-Genl Svcs Dept	HEC-Homeland Sec	HEC - Office of Emrgy Mgt
Building Usage Charge	0	0	0	0	0	0	0
Equipment Usage Charge	0	0	0	0	0	0	0
Citywide General Government	256	384	0	0	0	0	0
Fin-Dir. Office	0	0	0	0	0	0	0
Fin-OMB	1,141	1,713	0	0	0	0	0
Fin.-Debt Svc	0	0	0	0	0	0	0
Fin-Genl. Acctg	1,975	2,964	0	0	0	0	0
Fin-Auditing	0	0	0	0	0	0	0
Fin-Grants	0	0	0	0	0	0	0
Fin.-Tax&Rev. Acctg.	0	0	0	0	0	0	0
ARA Director's Office	0	0	0	0	0	0	0
ARA Admin Svcs	0	0	0	0	0	0	0
ARA Strategic Purchasing	492	341	0	0	0	0	0
ARA City Council Admin	0	0	0	0	0	0	0
ARA 3-1-1	0	0	0	0	0	0	0
ARA Central Payroll	0	0	0	0	0	0	0
ARA Regulatory Services	0	0	0	0	0	0	0
IT - Director	0	0	0	0	0	0	0
IT - Admin & Applications	2,616	3,925	0	0	0	0	0
IT - Infrastructure	1,292	1,940	0	0	0	0	0
Affirmative Action	0	0	0	0	0	0	0
Mayor's Office	0	0	0	0	0	0	0
Human Resources Dept.	0	0	0	0	0	0	0
Legal Department	6,437	0	0	0	0	0	0
City Secretary	0	0	0	0	0	0	0
City Council	0	0	0	0	0	0	0
City Controller's Office	3,384	5,079	0	0	0	0	0
Municipal Court	0	0	0	0	0	0	0
Health Administration	0	0	0	0	0	0	0
Planning & Development	0	0	0	0	0	0	0
PWE - Administration	0	0	0	0	0	0	0
CIP Sal Rec PWE Adm	0	0	0	0	0	0	0
Convention and Entertainment	0	0	0	0	0	0	0
HPD - Police Records	0	0	0	0	0	0	0



All Monetary Values Are \$ Dollars
 MAXCARS © 2009 MAXIMUS, INC.
 Report Output Prepared By Agency

* Group

City Of Houston, Texas
 Full Cost Allocation Plan
 Allocated Costs By Department

CITY OF HOUSTON FULL COST PLAN 2010
 2010 Version 1.0060-2
 Groups

Central Service Departments	HEC - 9-1-1 Network/HEC - Police Call Takers	HEC-HFD	HEC-Harris Co.	HEC-Genl Svcs Dept	HEC-Homeland Sec	HEC - Office of Emgcy Mgt
HPD- Inspector General	0	0	0	0	0	0
General Services Department	0	0	0	0	0	0
HEC	412,743	151,687	43,811	19,069	41,877	33,144
Total Allocated	430,336	168,033	43,811	19,069	41,877	33,144
Roll Forward	0	0	0	0	0	0
Cost With Roll Forward	430,336	168,033	43,811	19,069	41,877	33,144
Adjustments	0	0	0	0	0	0
Proposed Costs	430,336	168,033	43,811	19,069	41,877	33,144



All Monetary Values Are \$ Dollars
 MAXCARS © 2009 MAXIMUS, INC.
 Report Output Prepared By Agency

* Group

City Of Houston, Texas
Full Cost Allocation Plan
Allocated Costs By Department

Central Service Departments	HEC - HPD	PWE-Sign Adm	PWE-Bldg Insp.	PWE - Stormwater Fund	CABLE TV PWE - Houston Transtar	TIRZ
Building Usage Charge	0	0	0	0	0	0
Equipment Usage Charge	0	0	0	0	0	0
Citywide General Government	0	125,083	414,662	2,922	419	1,290
Fin-Dir. Office	0	0	0	0	0	96
Fin-OMB	0	3,318	18,850	13,034	1,869	2,839
Fin.-Debt Svc	0	502	6,380	5,966	294	510
Fin-Genl. Acctg	0	5,742	32,620	22,555	3,234	4,914
Fin-Auditing	0	0	0	0	0	741
Fin-Grants	0	362	4,608	4,308	211	3,401
Fin.-Tax&Rev. Acctg.	0	0	0	0	0	368
ARA Director's Office	0	0	0	0	0	0
ARA Admin Svcs	0	0	4	0	0	0
ARA Strategic Purchasing	0	0	0	0	0	3
ARA City Council Admin	0	858	13,870	17,811	2,679	4,804
ARA 3-1-1	0	0	0	0	0	0
ARA Central Payroll	0	2,686	28,097	27,697	543	426
ARA Regulatory Services	0	0	0	0	0	0
IT - Director	0	0	0	0	0	22,182
IT - Admin & Applications	0	7,605	43,202	29,872	4,283	6,507
IT - Infrastructure	0	10,978	62,363	43,123	6,182	9,394
Affirmative Action	0	2,345	28,392	26,881	1,130	1,845
Mayor's Office	0	8,848	92,569	91,251	1,791	1,403
Human Resources Dept.	0	3,142	32,872	32,405	636	498
Legal Department	0	100,958	80,743	75,436	0	0
City Secretary	0	689	8,766	8,197	403	702
City Council	0	6,908	87,820	82,113	4,035	7,025
City Controller's Office	0	10,879	69,122	51,016	6,149	9,478
Municipal Court	0	0	0	0	0	0
Health Administration	0	0	0	0	0	0
Planning & Development	0	0	0	0	0	0
PWE - Administration	0	46,831	525,034	507,493	0	20,822
GJP Sal Rec PWE Adm	0	0	0	0	0	0
Convention and Entertainment	0	0	0	0	0	0
HPD - Police Records	0	0	0	0	0	0

All Monetary Values Are \$ Dollars
MAXCARS © 2009 MAXIMUS, INC.
Report Output Prepared By Agency



City Of Houston, Texas
 Full Cost Allocation Plan
 Allocated Costs By Department

Central Service Departments	HEC - HPD	PWE-Sign Adm	PWE-Bldg Insp.	PWE - Stormwater Fund	CABLE TV PWE - Houston Transtar	TIRZ
HPD- Inspector General	0	0	0	0	0	0
General Services Department	0	0	0	0	0	0
HEC	44,917	0	0	0	0	0
Total Allocated	44,917	337,734	1,549,974	1,042,080	33,858	72,828
Roll Forward	0	0	0	0	0	0
Cost With Roll Forward	44,917	337,734	1,549,974	1,042,080	33,858	72,828
Adjustments	0	0	0	0	0	0
Proposed Costs	44,917	337,734	1,549,974	1,042,080	33,858	72,828
						184,104



All Monetary Values Are \$ Dollars
 MAXCARS © 2009 MAXIMUS, INC.
 Report Output Prepared By Agency

* Group

City Of Houston, Texas
Full Cost Allocation Plan
Allocated Costs By Department

Central Service Departments	Houston Airport System (HAS)	PWE - Water & Sewer System	Conv and Ent Optns	PWE Parking*	Health Benefits Fund	Long Term Disability	Other
Building Usage Charge	0	0	0	0	0	0	14,703
Equipment Usage Charge	0	0	0	31,060	0	0	0
Citywide General Government	151,270	176,507	4,851	1,006	16,127	0	0
Fin-Dir. Office	0	0	0	0	0	0	0
Fin-OMB	117,957	143,099	21,638	4,484	71,944	0	0
Fin-Debt Svc	54,262	64,905	10,237	750	48,992	258	0
Fin-Genl. Acctg	204,122	247,630	37,445	9,220	124,498	0	0
Fin-Auditing	0	0	0	0	0	0	0
Fin-Grants	39,185	46,871	7,392	541	35,379	186	0
Fin.-Tax&Rev. Acctg.	0	0	0	0	0	0	0
ARA Director's Office	0	0	0	0	0	0	0
ARA Admin Svcs	5,018	0	2,560	2,077	0	0	0
ARA Strategic Purchasing	279,474	959,409	21,893	3,270	10,704	0	0
ARA City Council Admin	0	0	0	0	0	0	0
ARA 3-1-1	3,382	0	0	56,453	0	0	0
ARA Central Payroll	103,977	133,254	8,143	0	1,088	0	0
ARA Regulatory Services	0	0	0	0	0	0	0
IT - Director	0	0	0	0	0	0	0
IT - Admin & Applications	270,339	327,961	209,538	10,279	164,885	0	0
IT - Infrastructure	390,248	473,428	258,484	5,079	238,021	0	0
Affirmative Action	209,878	253,122	36,911	2,562	167,778	881	0
Mayor's Office	342,561	439,013	26,827	0	3,583	0	0
Human Resources Dept.	263,879	155,897	26,636	0	1,272	0	0
Legal Department	268,883	89,964	0	88,649	0	0	0
City Secretary	74,554	89,177	14,065	1,029	67,312	354	31,620
City Council	746,880	893,371	140,904	10,315	674,327	3,547	0
City Controller's Office	462,245	558,860	85,382	14,851	314,879	534	0
Municipal Court	0	0	0	0	0	0	0
Health Administration	0	0	0	0	0	0	0
Planning & Development	0	0	0	0	0	0	0
PWE - Administration	0	(1,897,730)	0	5,689	0	0	0
CIP Sal Rec PWE Adm	0	0	0	0	0	0	0
Convention and Entertainment	2,187	0	0	0	0	0	0
HPD - Police Records	0	0	0	0	0	0	2,123,289



All Monetary Values Are \$ Dollars
MAXCARS © 2009 MAXIMUS, INC.
Report Output Prepared By Agency

* Group

City Of Houston, Texas
 Full Cost Allocation Plan
 Allocated Costs By Department

CITY OF HOUSTON FULL COST PLAN 2010
 2010
 Version 1.0060-2
 Groups

Central Service Departments	Houston Airport System (HAS)	PWE - Water & Sewer System	Conv and Ent Optns	PWE Parking*	Health Benefits Fund	Long Term Disability	Other
HPD- Inspector General	208,097	0	27,143	0	0	0	54,287
General Services Department	0	(7,016)	0	0	0	0	299,202
HEC	0	0	0	0	0	0	0
Total Allocated	4,198,398	3,147,722	940,049	247,314	1,940,789	5,760	2,523,101
Roll Forward	0	0	0	0	0	0	0
Cost With Roll Forward	4,198,398	3,147,722	940,049	247,314	1,940,789	5,760	2,523,101
Adjustments	0	0	0	0	0	0	0
Proposed Costs	4,198,398	3,147,722	940,049	247,314	1,940,789	5,760	2,523,101



All Monetary Values Are \$ Dollars
 MAXCars © 2009 MAXIMUS, INC.
 Report Output Prepared By Agency

* Group

Central Service Departments

City Of Houston, Texas
 Full Cost Allocation Plan
 Allocated Costs By Department

	SubTotal	Direct Billed	Unallocated	Total
Building Usage Charge	142,470	0	0	142,470
Equipment Usage Charge	12,418,135	0	0	12,418,135
Citywide General Government	35,494,302	0	46,689,249	82,183,551
Fin-Dir. Office	260,007	0	0	260,007
Fin-OMB	1,177,941	0	0	1,177,941
Fin.-Debt Svc	498,478	0	0	498,478
Fin-Genl. Acctg	2,334,065	0	0	2,334,065
Fin-Auditing	358,185	0	0	358,185
Fin-Grants	359,977	0	0	359,977
Fin.-Tax&Rev. Acctg.	1,256,109	0	0	1,256,109
ARA Director's Office	336,342	0	0	336,342
ARA Admin Svcs	1,013,897	0	0	1,013,897
ARA Strategic Purchasing	3,686,248	0	0	3,686,248
ARA City Council Admin	0	0	0	0
ARA 3-1-1	1,560,506	0	0	1,560,506
ARA Central Payroll	1,360,057	0	0	1,360,057
ARA Regulatory Services	2,336,697	0	0	2,336,697
IT - Director	0	0	0	0
IT - Admin & Applications	4,795,656	0	0	4,795,656
IT - Infrastructure	6,323,460	0	0	6,323,460
Affirmative Action	2,022,786	0	0	2,022,786
Mayor's Office	4,480,800	0	0	4,480,800
Human Resources Dept.	3,017,049	0	0	3,017,049
Legal Department	10,965,817	356,238	0	11,322,055
City Secretary	688,018	0	0	688,018
City Council	6,892,607	0	0	6,892,607
City Controller's Office	4,526,132	0	0	4,526,132
Municipal Court	21,027,354	0	0	21,027,354
Health Administration	23,134,605	0	0	23,134,605
Planning & Development	1,878,897	0	7,923,363	9,802,260
PWE - Administration	1,001,326	5,465,152	0	6,466,478
CIP Sal Rec PWE Adm	87,969	0	0	87,969
Convention and Entertainment	66,445	0	0	66,445
HPD - Police Records	2,133,439	0	0	2,133,439



All Monetary Values Are \$ Dollars
 MAXCARS © 2009 MAXIMUS, INC.
 Report Output Prepared By Agency

* Group

City Of Houston, Texas
 Full Cost Allocation Plan
 Allocated Costs By Department

Central Service Departments	SubTotal	Direct Billed	Unallocated	Total
HPD- Inspector General	1,773,350	0	0	1,773,350
General Services Department	35,842,792	455,421	0	36,298,213
HEC	938,545	0	0	938,545
Total Allocated	196,190,463	6,276,811	54,612,612	257,079,886
Roll Forward	0	0	0	0
Cost With Roll Forward	196,190,463	6,276,811	54,612,612	257,079,886
Adjustments	0	0	0	0
Proposed Costs	196,190,463	6,276,811	54,612,612	257,079,886



All Monetary Values Are \$ Dollars
 MAXCARS © 2009 MAXIMUS, INC.
 Report Output Prepared By Agency

City Of Houston, Texas
Full Cost Allocation Plan
Summary Of Allocated Costs

CITY OF HOUSTON FULL COST PLAN 2010
2010
Detail
Version 1.0060-2

Department	Total Expenditures	Cost Adjustments	Total Allocated
Building Usage Charge	0	866,203	
Equipment Usage Charge	0	13,204,016	
Citywide General Government	83,020,507		
Fin-Dir. Office	742,701		
Fin-OMB	1,218,225		
Fin-Debt Svc	369,899		
Fin-Genl. Acctg	3,549,887		
Fin-Auditing	247,006		
Fin-Grants	194,884		
Fin.-Tax&Rev. Acctg.	1,154,053		
ARA Director's Office	1,292,644	(33,404)	
ARA Admn Svcs	1,923,102	(867)	
ARA Strategic Purchasing	4,156,153		
ARA City Council Admin	258,329		
ARA 3-1-1	4,442,002		
ARA Central Payroll	1,227,437		
ARA Regulatory Services	1,829,121	335,548	
IT - Director	2,196,999	(105,522)	
IT - Admin & Applications	7,563,884	(187,335)	
IT - Infrastructure	26,795,658	(19,579,491)	
Affirmative Action	2,136,604	(10,800)	
Mayor's Office	2,708,739	(7,992)	
Human Resources Dept.	2,469,819	(10,825)	
Legal Department	13,777,142	(12,029)	
City Secretary	627,043		
City Council	4,980,627	(92,000)	
City Controller's Office	6,596,032		
Municipal Court Administration	16,436,181	(122,916)	
Health Administration	11,666,350	(411,357)	
Planning & Development Admin	9,432,893	(109,896)	
PWE - Administration	0		
CIP Sal Rec PWE Adm	0		
Convention and Entertainment	0	351,546	
HPD - Police Records	2,739,120		
HPD- Inspector General	2,536,038		
General Services Department	45,383,779	(665,851)	
HEC	0		
Police			50,773,407



All Monetary Values Are \$ Dollars
MAXCARS © 2009 MAXIMUS, INC.
Report Output Prepared By Agency

City Of Houston, Texas
Full Cost Allocation Plan
Summary Of Allocated Costs

CITY OF HOUSTON FULL COST PLAN 2010
 2010
 Detail
 Version 1.0060-2

Department	Total Expenditures	Cost Adjustments	Total Allocated
Fire			
Municipal Court Judicial	26,491,672		26,491,672
PWE - All Other	8,851,910		8,851,910
Solid Waste Management	7,097,701		7,097,701
Housing and Community Devp.	2,107,584		2,107,584
Library	11,568,329		11,568,329
Parks & Recreation	9,987,779		9,987,779
Health & Human Services	28,793,289		28,793,289
C&E Parking	47,256		47,256
Fin-Econ. Dvpt	490,116		490,116
ARA Ins. Mgmt.	90,872		90,872
ARA Exec Svcs	218,285		218,285
ARA-Other	713,489		713,489
Planning & Development	2,384,330		2,384,330
CIP S/R Planning	22,805		22,805
CIP Sal Rec RE	202,451		202,451
CIP S/R Engrg	490,968		490,968
CIP S/R Constr.	412,629		412,629
CIP S/R Eng/Const	12,211		12,211
CIP S/R GeoEnv.	51,962		51,962
CIP S/R Other	49,145		49,145
CIP S/R GSD	102,302		102,302
Prop & Cas Legal	55,196		55,196
PWE - Fleet Management	892,653		892,653
Wkr/ Comp - HR	251,830		251,830
Wkr/ Comp Legal	9,912		9,912
HEC Director	13,351		13,351
HEC - IT	192,461		192,461
HEC - 9-1-1 Network	430,336		430,336
HEC - Police Call Takers	168,033		168,033
HEC-HFD	43,811		43,811
HEC-Harris Co.	19,069		19,069
HEC-Genl Svcs Dept	41,877		41,877
HEC-Homeland Sec	9,200		9,200
HEC - Office of Emgev Mgt	33,144		33,144
HEC - HPD	44,917		44,917
PWE-Sign Adm	337,734		337,734
PWE-Bldg Insp.	1,549,974		1,549,974



All Monetary Values Are \$ Dollars
 MAXCARS © 2009 MAXIMUS, INC.
 Report Output Prepared By Agency

City Of Houston, Texas
Full Cost Allocation Plan
Summary Of Allocated Costs

CITY OF HOUSTON FULL COST PLAN 2010
 2010
 Detail
 Version 1.0060-2

Department	Total Expenditures	Cost Adjustments	Total Allocated	Deviation
PWE - Stormwater Fund			1,042,080	
CABLE TV			33,858	
PWE - Houston Transtar			72,828	
TIRZ			184,104	
Houston Airport System (HAS)			4,198,398	
PWE - Water & Sewer System			3,147,722	
Conv and Ent Opts			940,049	
PWE Parking			197,613	
GSD Parking			2,445	
Health Benefits Fund			1,940,789	
Long Term Disability			5,760	
Other			2,523,101	
Direct Billed Total			6,276,811	
Unallocated Total			54,612,612	
Totals	263,672,858	(6,592,972)	257,079,886	0



All Monetary Values Are \$ Dollars
 MAXCARS © 2009 MAXIMUS, INC.
 Report Output Prepared By Agency

City Of Houston, Texas
Full Cost Allocation Plan

Schedule E - Summary of Allocation Basis

Department	Allocation Basis:	Allocation Source:
Building Usage Charge		
1.4.1 City Hall	Square footage occupied in City Hall	General Services Dept
1.4.2 City Hall Annex	Square footage occupied in the City Hall Annex	General Services Dept
1.4.3 Municipal Crt Bldg	Square footage occupied in the Municipal Court Bldg.	General Services Dept
Equipment Usage Charge		
2.4.1 Equipment Usage	Equipment usage allowance per dept.	Asset management report
Citywide General Government		
3.4.1 Insurance Retirees	Total General Fund civilian full time equivalents	FTE summary - Ms. Zhou
3.4.2 Memberships	Total General Fund full time equivalent positions	FTE summary - Ms. Zhou
3.4.3 Accounting & Consulting	Total number of revenue & expenditure transactions per dept.	Information Technology
3.4.4 Interest	Total FY 2008 actual General Fund expenditures	Financial summaries - Regina Dickson
3.4.5 Other	Total FY 2008 actual General Fund expenditures	Financial summaries - Regina Dickson
3.4.6 Claims & Judgements	Dollar amount of claims and judgements per dept.	Legal Dept
3.4.7 Elections	Number of elected officials	City Charter
3.4.8 Legal	Service contracts expenditures	Legal Dept
Fin-Dir: Office		
4.4.1 Dept. Admin.	Number of full time equivalent positions administered in Finance	Human Resources
Fin-OMB		
5.4.1 Budget	Total number of revenue & expenditure transactions per dept.	Information Technology
Fin-Debt Svc		
6.4.1 Debt Svcs.	Total FY 2008 actual expenditures	Financial summaries - Regina Dickson
Fin-Genl. Acctg		
7.4.1 General Acctg.	Total number of revenue & expenditure transactions per dept.	Information Technology
7.4.2 Fixed Assets	Number of fixed and controlled assets	Assets management report
7.4.3 Auditing Svcs.	Total number of revenue & expenditure transactions per dept.	Information Technology

All Monetary Values Are \$ Dollars
MAXCars © 2009 MAXIMUS, INC.
Report Output Prepared By Agency



City Of Houston, Texas
Full Cost Allocation Plan

Schedule E - Summary of Allocation Basis

Department	Allocation Basis:	Allocation Source:
Fin-Auditing	Total FY 2008 General Fund Expenditures including TIRZ	Financial Summary Reports
8.4.1 Auditing		
Fin-Grants	Total FY 2008 actual expenditures	Financial summaries - Regina Dickson
9.4.1 Grants		
Fin-Tax&Rev. Acctg.	Total FY 2008 General Fund Expenditures including TIRZ	Financial Summary Reports
10.4.1 Services		
ARA Director's Office	Number of full time equivalent positions administered - ARA	Human Resources
11.4.1 Dept Admin		
ARA Admin Svcs	Number of full time equivalent positions administered in Finance	Human Resources
12.4.1 Business Office	Number of full time equivalent positions administered in Finance	Human Resources
12.4.2 Mailroom	Total General Fund full time equivalent positions	FTE summary - Ms. Zhou
12.4.3 Payroll	Number of boxes in storage per dept.	Records Management
12.4.4 Records Management	Number of fixed and controlled assets	Assets management report
12.4.5 Property		
ARA Strategic Purchasing	number of purchase transactions per dept.	SAP
13.4.1 Supply	Number of formal contract type transactions	Fin. & Adm. - Strategic Purchasing
13.4.2 Formal Contracts		
ARA City Council Admin	Direct allocation to City Council	N/A
14.4.1 Council Svcs		
ARA 3-1-1	Number of calls received per dept.	3-1-1 Operations
15.4.1 Services		
ARA Central Payroll	Total full time equivalent positions for all funds	FTE summary - Ms. Zhou
16.4.1 Central P/R		
ARA Regulatory Services	Total FY 2008 General Fund Expenditures including TIRZ	Financial Summary Reports
17.4.1 Services		



All Monetary Values Are \$ Dollars
MAXCARS © 2009 MAXIMUS, INC.
Report Output Prepared By Agency

City Of Houston, Texas
Full Cost Allocation Plan
Schedule E - Summary of Allocation Basis

Department	Allocation Basis:	Allocation Source:
IT - Director		
18.4.1 Dept Admin	Number of full time equivalent positions administered by IT Director	Human Resources
IT - Admin & Applications		
19.4.1 Dept Admin	Number of full time equivalent positions administered in IT	Human Resources
19.4.2 Enterprise Appl.	Number of transactions processed by depts. served	Information Technology
19.4.3 Citizen's Net	Total number of revenue & expenditure transactions per dept.	Information Technology
19.4.4 IT ERP	Total number of revenue & expenditure transactions per dept.	Information Technology
IT - Infrastructure		
20.4.1 Client Svcs	Total number of revenue & expenditure transactions per dept.	Information Technology
20.4.2 Data Center	Number of transactions per dept. for Infrastructure	Information Technology
20.4.3 NW Data & Voice	Number of transactions processed by depts. served	Information Technology
20.4.4 Infrastructure	Total number of revenue & expenditure transactions per dept.	Information Technology
20.4.5 Enterprise Opns	Number of transactions per dept. for Infrastructure	Information Technology
20.4.6 Rev Fnd NW Data	Total number of revenue & expenditure transactions per dept.	Information Technology
20.4.7 Rev Fnd Enterprise Opns	Number of transactions per dept. for Infrastructure	Information Technology
Affirmative Action		
21.4.1 Business Devpmt.	Total FY 2008 actual expenditures	Financial summaries - Regina Dickson
21.4.2 Employee Relations	Total full time equivalent positions for all funds	FTE summary - Ms. Zhou
Mayor's Office		
22.4.1 City Admin.	Total full time equivalent positions for all funds	FTE summary - Ms. Zhou
Human Resources Dept.		
23.4.1 Selection	Number of selections per depart	Human Resources
23.4.2 Personnel Svcs.	Total full time equivalent positions for all funds	FTE summary - Ms. Zhou
23.4.3 Classified Testing	Number of classified full time equivalent positions	Human Resources
23.4.4 Training	Number of employees trained	Human Resources
Legal Department		
24.4.1 Legal Svcs	Number of Legal staff hours expended per department	Legal - Merceron
24.4.2 PWE Legal	Direct allocation to PWE All Other	N/A



All Monetary Values Are \$ Dollars
MAXCARS © 2009 MAXIMUS, INC.
Report Output Prepared By Agency

City Of Houston, Texas
Full Cost Allocation Plan

Schedule E - Summary of Allocation Basis

Department	Allocation Basis:	Allocation Source:
City Secretary	Total FY 2008 expenditures including TIRZ	SAP financial summaries
25.4.1 City Secretary		
City Council	Total FY 2008 expenditures including TIRZ	SAP financial summaries
29.4.1 City Council		
City Controller's Office	Total number of revenue & expenditure transactions per dept	Information Technology
27.4.1 Financial Svcs		
27.4.2 Treasury	Total FY 2008 actual expenditures	Financial summaries - Regina Dickson
Municipal Court Administration	Direct allocation to Municipal Courts Judicial	N/A
28.4.1 Services		
Health Administration	Direct allocation to Health & Human Services	N/A
29.4.1 Dept. Admin.		
Planning & Development Admin	Direct allocation to Planning & Development	N/A
30.4.1 Dept Admin		
PWE - Administration	PWE Departments FY 2008 operating expenditures	Financial summary reports
31.4.1 Adm - Exp.		
31.4.2 Adm - FTE	Number of full time equivalent positions administered by PWE Director	PWE
CIP Sal Rec PWE Adm	Number of full time equivalent positions administered in CIP Sal. Rec.	Human Resources
32.4.1 Admin. Svcs.		
Convention and Entertainment	Fair market facility rental value per dept.	Convention and Entertainment Dept.
33.4.1 Rental Services		
HPD - Police Records	Number of reports issued per dept.	Police Department report
34.4.1 Records Mgmt		
HPD- Inspector General	Number of complaints investigated	HPD - Office of the Inspector General
35.4.1 Services		



All Monetary Values Are \$ Dollars
MAXCars © 2009 MAXIMUS, INC.
Report Output Prepared By Agency

City Of Houston, Texas
Full Cost Allocation Plan
Schedule E - Summary of Allocation Basis

Department	Allocation Basis:	Allocation Source:
General Services Department	General Services Dept. expense per dept served	General Services Dept. FY07 RCA
36.4.1 Adm/Design Constr.	General Services Department expenditures per dept. served	General Services Dept.
36.4.2 Building Svcs	Dollar amount of utility cost	General Services Depart.
36.4.3 Utilities		
HEC		
37.4.1 General Svcs	Square footage of occupants in HEC building	GSD
37.4.2 Legal - 911	Direct allocation to HEC 9-1-1 Network	N/A
37.4.3 Legal - Other	Number of full time equivalent positions for HEC excl. 9-1-1 Network	SAP personnel report
37.4.4 Equipmt Usage	Total Expenditures of HEC departments	FY 2008 Financial data reports - R. Dickson
37.4.5 Citywide Gen Govt	Total Expenditures of HEC departments	FY 2008 Financial data reports - R. Dickson
37.4.6 ARA Admin Svcs	Total Expenditures of HEC departments	FY 2008 Financial data reports - R. Dickson
37.4.7 ARA 3-1-1	Total number of HEC full time equivalent positions	SAP personnel report
37.4.8 ARA Strat Purch	Total Expenditures of HEC departments	FY 2008 Financial data reports - R. Dickson
37.4.9 Fin. Grants	Total expenditures for HEC departments excluding 9-1-1 Network	FY 2008 Financial data reports
37.4.10 Fin. - Genl Acctg.	Total Expenditures of HEC departments	FY 2008 Financial data reports - R. Dickson
37.4.11 Fin Office of Bgt	Total Expenditures of HEC departments	FY 2008 Financial data reports - R. Dickson
37.4.12 ARA-Cit Payroll	Total Expenditures for HEC departments excluding 9-1-1 Network	FY 2008 Financial data reports
37.4.13 IT-Adm & App	Total expenditures for HEC departments excluding 9-1-1 Network	FY 2008 Financial data reports
37.4.14 IT-Infrastructure	Number of full time equivalent positions for HEC excl. 9-1-1 Network	SAP personnel report
37.4.15 Affirmative Action	Total number of HEC full time equivalent positions	SAP personnel report
37.4.16 Mayor's Office	Total Expenditures of HEC departments	FY 2008 Financial data reports - R. Dickson
37.4.17 Human Resources	Total number of HEC full time equivalent positions	SAP personnel report
37.4.18 City Secretary	Total Expenditures of HEC departments	FY 2008 Financial data reports - R. Dickson
37.4.19 City Council	Total number of HEC full time equivalent positions	SAP personnel report
37.4.20 City Controller	Total Expenditures of HEC departments	FY 2008 Financial data reports - R. Dickson
37.4.21 HPD-Insp Gen	Total number of HEC full time equivalent positions	SAP personnel report
37.4.22 Fin-Datb Svc	Total Expenditures of HEC departments	FY 2008 Financial data reports - R. Dickson



SECTION IV

Central Service Cost Allocation Plan



**SCHEDULE 1.1
FY 2010 FULL COST PLAN**

**CITY OF HOUSTON, TEXAS
FY 2010 FULL COST ALLOCATION PLAN
BUILDING USE CHARGE
NATURE AND EXTENT OF SERVICES**

In lieu of depreciation, a building use charge is calculated for certain City owned buildings. The building use charge is allocated to user departments occupying the City Hall, City Hall Annex, and the Municipal Courts Building. The depreciation is equivalent to two (2.0%) of the costs of construction and subsequent improvements and the allocation basis is the total usable square footage occupied by each department.

City Of Houston, Texas
Full Cost Allocation Plan
Schedule 2 - Costs To Be Allocated
For Department Building Usage Charge

	1st Allocation	2nd Allocation	Sub-Total	Total
Expenditures Per Financial Statement:				
Total Allocated Additions:	0		0	0
Building Usage Charge	866,203		0	0
Total Departmental Cost Adjustments:	866,203		866,203	866,203
Total To Be Allocated:	866,203	0	866,203	866,203



All Monetary Values Are \$ Dollars
 MAXCars © 2009 MAXIMUS, INC.
 Report Output Prepared By Agency

City Of Houston, Texas
 Full Cost Allocation Plan
 Schedule .3 - Costs Allocated By Activity
 For Department Building Usage Charge

	Total	General & Admin	City Hall	City Hall Annex	Municipal Ctr Bldg
Wages & Benefits					
Salaries & Wages	0	0	0	0	0
Fringe Benefits	0	0	0	0	0
Departmental Totals					
Total Expenditures	0	0	0	0	0
Deductions					
Total Deductions	0	0	0	0	0
Cost Adjustments					
Building Usage Charge	866,203	0	320,527	253,769	291,907
Functional Cost					
Allocation Step 1	866,203	0	320,527	253,769	291,907
1st Allocation					
Allocation Step 2	866,203	0	320,527	253,769	291,907
2nd Allocation					
Total For 100010000000001	0	0	0	0	0
Total Allocated	866,203	0	320,527	253,769	291,907



All Monetary Values Are \$ Dollars
 MAXCARS © 2009 MAXIMUS, INC.
 Report Output Prepared By Agency

* - Indicates Disallowed Expenditure

City Of Houston, Texas
Full Cost Allocation Plan
Schedule 4 - Detail Activity Allocations
For Department Building Usage Charge

Activity - City Hall	Receiving Department	Allocation Units	Allocation Percentage	Gross Allocation	Direct Billed	Allocation Step1	Allocation Step2	Total Allocation
	ARA Director's Office	23,154	19.1120	61,259		61,259		61,259
	Mayor's Office	43,799	36.1530	115,881		115,881		115,881
	City Secretary	7,132	5.8870	18,869		18,869		18,869
	City Controller's Office	39,206	32.3618	103,728		103,728		103,728
	General Services Department	7,858	6.4862	20,790		20,790		20,790
	SubTotal	121,149	100.0000	320,527		320,527		320,527
	TOTAL	121,149	100.0000	320,527		320,527		320,527

Allocation Basis: Square footage occupied in City Hall
 Allocation Source: General Services Dept.



All Monetary Values Are \$ Dollars
 MAXCARS © 2009 MAXIMUS, INC.
 Report Output Prepared By Agency

City Of Houston, Texas
Full Cost Allocation Plan
Schedule 4 - Detail Activity Allocations
For Department Building Usage Charge

Activity - City Hall Annex

Receiving Department	Allocation Units	Allocation Percentage	Gross Allocation	Direct Billed	Allocation Step1	Allocation Step2	Total Allocation
Mayor's Office	25,855	16.2302	41,187		41,187		41,187
Legal Department	67,416	42.3196	107,394		107,394		107,394
City Secretary	10,136	6.3628	16,147		16,147		16,147
City Council	24,483	15.3689	39,002		39,002		39,002
General Services Department	22,182	13.9245	35,336		35,336		35,336
Other	9,230	5.7940	14,703		14,703		14,703
SubTotal	159,302	100.0000	253,769		253,769		253,769
TOTAL	159,302	100.0000	253,769		253,769		253,769

Allocation Basis: Square footage occupied in the City Hall Annex
 Allocation Source: General Services Dept.



All Monetary Values Are \$ Dollars
 MAXCARS © 2009 MAXIMUS, INC.
 Report Output Prepared By Agency

City Of Houston, Texas
Full Cost Allocation Plan
Schedule 4 - Detail Activity Allocations
For Department Building Usage Charge

Receiving Department	Allocation Units	Allocation Percentage	Gross Allocation	Direct Billed	Allocation Step1	Allocation Step2	Total Allocation
IT - Director	19,721	18.4650	53,901		53,901		53,901
Legal Department	10,445	9.7798	28,548		28,548		28,548
Municipal Court Administration	29,889	27.9854	81,691		81,691		81,691
Police	8,952	8.3819	24,467		24,467		24,467
Municipal Court Judicial	37,795	35.3879	103,300		103,300		103,300
SubTotal	106,802	100.0000	291,907		291,907		291,907
TOTAL	106,802	100.0000	291,907		291,907		291,907

Allocation Basis: Square footage occupied in the Municipal Court Bldg.
 Allocation Source: General Services Dept



All Monetary Values Are \$ Dollars
 MAXCARS © 2009 MAXIMUS, INC.
 Report Output Prepared By Agency

City Of Houston, Texas
Full Cost Allocation Plan
Schedule 1.5 - Allocation Summary
For Department Building Usage Charge

Receiving Department	Total	City Hall	City Hall Annex	Municipal Crt Bldg
ARA Director's Office	61,259	61,259	0	0
IT - Director	53,901	0	0	53,901
Mayor's Office	157,068	115,881	41,187	0
Legal Department	135,942	0	107,394	28,548
City Secretary	35,016	18,869	16,147	0
City Council	39,002	0	39,002	0
City Controller's Office	103,728	103,728	0	0
Municipal Court	81,691	0	0	81,691
General Services Department	56,126	20,790	35,336	0
Police	24,467	0	0	24,467
Municipal Court Judicial	103,300	0	0	103,300
Other	14,703	0	14,703	0
Direct Billed	0	0	0	0
Total	866,203	320,527	253,769	291,907



All Monetary Values Are \$ Dollars
 MAXCARS © 2009 MAXIMUS, INC.
 Report Output Prepared By Agency

**SCHEDULE 2.1
FY 2010 FULL COST PLAN**

**CITY OF HOUSTON, TEXAS
FY 2010 FULL COST ALLOCATION PLAN
EQUIPMENT USE CHARGE
NATURE AND EXTENT OF SERVICES**

In lieu of depreciation, an equipment usage charge is calculated based on the departmental basis of equipment at a rate of 6.67%. The equipment usage charge is allocated to user departments based upon the equipment usage allowance per department.



City Of Houston, Texas
Full Cost Allocation Plan
Schedule 2 - Costs To Be Allocated
For Department Equipment Usage Charge

Expenditures Per Financial Statement:	1st Allocation	2nd Allocation	Sub-Total	Total
Total Allocated Additions:	0		0	0
Equipment usage charge	13,204,016			
Total Departmental Cost Adjustments:	13,204,016			13,204,016
Total To Be Allocated:	13,204,016	0	13,204,016	13,204,016



All Monetary Values Are \$ Dollars
 MAXCars © 2009 MAXIMUS, INC.
 Report Output Prepared By Agency

City Of Houston, Texas
 Full Cost Allocation Plan
 Schedule .3 - Costs Allocated By Activity
 For Department Equipment Usage Charge

	Total	General & Admin	Equipment Usage
Departmental Totals			
Total Expenditures	0	0	0
Deductions			
Total Deductions	0	0	0
Cost Adjustments			
Equipment usage charge	13,204,016	0	13,204,016
Functional Cost			
Allocation Step 1	13,204,016	0	13,204,016
1st Allocation	13,204,016	0	13,204,016
Allocation Step 2	0	0	0
2nd Allocation	0	0	0
Total For 100010000000002	13,204,016	0	13,204,016
Total Allocated	13,204,016	0	13,204,016



* - Indicates Disallowed Expenditure

City Of Houston, Texas
Full Cost Allocation Plan

Schedule .4 - Detail Activity Allocations
For Department Equipment Usage Charge

Receiving Department	Allocation Units	Allocation Percentage	Gross Allocation	Direct Billed	Allocation Step1	Allocation Step2	Total Allocation
Activity - Equipment Usage							
Fin-Dir: Office	13,212	0.1001	13,212		13,212		13,212
Fin-Genl. Acctg	3,734	0.0283	3,734		3,734		3,734
Fin.-Tax&Rev. Acctg.	2,946	0.0223	2,946		2,946		2,946
ARA 3-1-1	27,600	0.2090	27,600		27,600		27,600
IT - Admin & Applications	1,750	0.0133	1,750		1,750		1,750
IT - Infrastructure	125,370	0.9495	125,370		125,370		125,370
Affirmative Action	3,168	0.0240	3,168		3,168		3,168
Mayor's Office	15,954	0.1208	15,954		15,954		15,954
Human Resources Dept.	14,095	0.1067	14,095		14,095		14,095
Legal Department	29,038	0.2199	29,038		29,038		29,038
City Controller's Office	653	0.0049	653		653		653
Municipal Court Administration	3,777	0.0286	3,777		3,777		3,777
Health Administration	318,940	2.4155	318,940		318,940		318,940
Planning & Development Admin	2,878	0.0218	2,878		2,878		2,878
HPD - Police Records	4,588	0.0347	4,588		4,588		4,588
HPD- Inspector General	16,421	0.1244	16,421		16,421		16,421
General Services Department	199,695	1.5124	199,695		199,695		199,695
HEC	2,062	0.0156	2,062		2,062		2,062
Police	3,979,751	30.1405	3,979,751		3,979,751		3,979,751
Fire	5,328,139	40.3523	5,328,139		5,328,139		5,328,139
PWE - All Other	1,446,896	10.9580	1,446,896		1,446,896		1,446,896
Solid Waste Management	276,769	2.0961	276,769		276,769		276,769
Library	31,068	0.2353	31,068		31,068		31,068
Parks & Recreation	1,131,658	8.5706	1,131,658		1,131,658		1,131,658
Health & Human Services	134,913	1.0218	134,913		134,913		134,913
ARA-Other	41,326	0.3130	41,326		41,326		41,326
Planning & Development	16,555	0.1254	16,555		16,555		16,555
PWE Parking	31,060	0.2352	31,060		31,060		31,060
SubTotal	13,204,016	100.0000	13,204,016		13,204,016		13,204,016
TOTAL	13,204,016	100.0000	13,204,016		13,204,016		13,204,016



All Monetary Values Are \$ Dollars
MAXCARS @ 2009 MAXIMUS, INC.
Report Output Prepared By Agency

City Of Houston, Texas
Full Cost Allocation Plan
Schedule .4 - Detail Activity Allocations
For Department Equipment Usage Charge

Allocation Basis: Equipment usage allowance per dept.

Allocation Source: Asset management report



All Monetary Values Are \$ Dollars
MAXCARS © 2009 MAXIMUS, INC.
Report Output Prepared By Agency

City Of Houston, Texas
Full Cost Allocation Plan
Schedule .5 - Allocation Summary
For Department Equipment Usage Charge

Receiving Department	Total	Equipment Usage
Fin-Dir. Office	13,212	13,212
Fin-Genl. Acctg	3,734	3,734
Fin.-Tax&Rev. Acctg.	2,946	2,946
ARA 3-1-1	27,600	27,600
IT - Admin & Applications	1,750	1,750
IT - Infrastructure	125,370	125,370
Affirmative Action	3,168	3,168
Mayor's Office	15,954	15,954
Human Resources Dept.	14,095	14,095
Legal Department	29,038	29,038
City Controller's Office	653	653
Municipal Court	3,777	3,777
Health Administration	318,940	318,940
Planning & Development	2,878	2,878
HPD - Police Records	4,588	4,588
HPD- Inspector General	16,421	16,421
General Services Department	199,695	199,695
HEC	2,062	2,062
Police	3,979,751	3,979,751
Fire	5,328,139	5,328,139
PWE - All Other	1,446,896	1,446,896
Solid Waste Management	276,769	276,769
Library	31,068	31,068
Parks & Recreation	1,131,658	1,131,658
Health & Human Services	134,913	134,913
ARA-Other	41,326	41,326
Planning & Development	16,555	16,555
PWE Parking	31,060	31,060
Direct Billed	0	0



All Monetary Values Are \$ Dollars
MAXCars © 2009 MAXIMUS, INC.
Report Output Prepared By Agency

City Of Houston, Texas
Full Cost Allocation Plan
Schedule .5 - Allocation Summary
For Department Equipment Usage Charge

Receiving Department	Total	Equipment Usage
Total	13,204,016	13,204,016



All Monetary Values Are \$ Dollars
MAXCars © 2009 MAXIMUS, INC.
Report Output Prepared By Agency

SCHEDULE 3.1
FY 2010 FULL COST PLAN

CITY OF HOUSTON, TEXAS
FY 2010 FULL COST ALLOCATION PLAN
GENERAL CITYWIDE SERVICES
NATURE AND EXTENT OF SERVICES

The General Citywide Services account includes citywide costs that are not attributable to any specific department. The cost allocation bases are as follows:

- **Insurance, Civilian Retirement**- City contribution for health insurance for civilian retirees for all General Fund departments are allocated based upon the number of civilian full time equivalent positions.
- **Insurance Fees** - Insurance premiums for the General Fund are allocated based upon the General Fund operating expenditures for each department.
- **Membership** - Membership fees to organizations that benefit the entire city are allocated based upon the number of full time equivalent positions in General Fund departments.
- **Accounting and Consulting Services** - Accounting and consulting services that benefit the entire City, e.g. annual audit and special studies performed are allocated based on the total number of revenue and expenditure transactions by department.

SCHEDULE 3.1
FY 2010 FULL COST PLAN
(Continued)

CITY OF HOUSTON, TEXAS
FY 2010 FULL COST ALLOCATION PLAN
GENERAL CITYWIDE SERVICES
NATURE AND EXTENT OF SERVICES

- **Interest Charges** - Interest expense for Tax and Revenue Anticipation Notes are allocated based on departmental General Fund operating expenditures.
- **Other Expenditures** – Other general expenditures (i.e. rentals, parking permits, collection services) have been allocated based on General Fund operating expenditures.
- **Claims and Judgments** - Claims and settlements for General Fund departments are allocated based on the dollar amount related to litigation and payment of claims.
- **Elections** - Cost of all city elections are allocated based on the number of elected City officials.
- **Legal Services Contracts** – The cost of outside legal services incurred by General Fund departments have been allocated based on the dollar amount of the service contracts by department.
- **General Government** – Costs such as fund transfers, appraisal fees, and other expenses deemed as general government in nature have not been allocated in this plan.

City Of Houston, Texas
Full Cost Allocation Plan
Schedule 2 - Costs To Be Allocated
For Department Citywide General Government

Expenditures Per Financial Statement:	1st Allocation	2nd Allocation	Sub-Total	Total
Citywide General Government	83,020,507			83,020,507
Fin-OMB		441,547	441,547	
Fin.-Debt Svc		480,384	480,384	
Fin-Genl. Acctg		9,860	9,860	
Fin-Auditing		1,100,852	1,100,852	
Fin-Grants		14,259	14,259	
Fin.-Tax&Rev. Acctg.		6,119	6,119	
ARA Strategic Purchasing		58,851	58,851	
ARA Regulatory Services		106,141	106,141	
IT - Admin & Applications		118,445	118,445	
IT - Infrastructure		1,611,542	1,611,542	
Affirmative Action		752,948	752,948	
Legal Department		43,277	43,277	
City Secretary		(9,299)	(9,299)	
City Council		16,472	16,472	
City Controller's Office		166,963	166,963	
General Services Department		2,034,791	2,034,791	
Total Allocated Additions:		957,248	957,248	
		7,910,400	7,910,400	7,910,400
Total To Be Allocated:	83,020,507	7,910,400	90,930,907	90,930,907



All Monetary Values Are \$ Dollars
 MAXCARS © 2009 MAXIMUS, INC.
 Report Output Prepared By Agency

Schedule 3 - Costs Allocated By Activity
For Department Citywide General Government

	Total:	General & Admin	Insurance Retirees	Memberships	Accounting & Consulting
Wages & Benefits					
Salaries & Wages	0	0	0	0	0
Fringe Benefits	0	0	0	0	0
Other Expense & Cost					
Misc Office Supplies	231	0	0	0	0
Unemployment Claims	5,132	0	0	0	0
Misc Other Svcs	(114,000)	0	0	0	0
Health/Life Ins Ret	18,501,262	0	18,501,262	0	0
Acctg & Auditing Svc	6,840	0	0	0	6,840
Mgmt Consulting Svcs	456,048	0	0	0	456,048
Misc Support Svcs	(100)	0	0	0	0
Real Estate Rental	4,675,933	0	0	0	0
Ltd Purpose Annex	25,113,041	0	0	0	0
Advertising Services	182,827	0	0	0	0
Tax Appraisal Fees	6,320,242	0	0	0	0
Elections	1,820,181	0	0	0	0
Membership & Prof Fees	709,964	0	0	709,964	0
Legal Services	836,414	0	0	0	0
Metro Commuter Pass	587,453	0	0	0	0
Misc Other Svcs & Chg.	1,276,216	0	0	0	0
Claims & Judgments	11,793,755	0	0	0	0
Other Interest	4,513,520	0	0	0	0
Transfers to Other Funds	6,335,548	0	0	0	0
Departmental Totals					
Total Expenditures	83,020,507	0	18,501,262	709,964	462,888
Deductions					
Total Deductions	0	0	0	0	0
Functional Cost	83,020,507	0	18,501,262	709,964	462,888
Allocation Step 1					
Unallocated Costs	(42,627,591)	0	0	0	0
1st Allocation	40,392,916	0	18,501,262	709,964	462,888



* - Indicates Disallowed Expenditure

City Of Houston, Texas
Full Cost Allocation Plan
Schedule .3 - Costs Allocated By Activity
For Department Citywide General Government

Allocation Step 2	Total	General & Admin	Insurance Retirees	Memberships	Accounting & Consulting
Inbound- All Others	7,910,400	7,910,400	0	0	0
Reallocate Admin Costs	(4,061,658)	(7,910,400)	1,762,848	67,650	44,108
Unallocated Costs	3,848,742	0	0	0	0
2nd Allocation	3,848,742	0	1,762,848	67,650	44,108
Total For 100099000010000	44,241,658	0	20,264,110	777,614	506,996
Total Allocated	44,241,658	0	20,264,110	777,614	506,996



City Of Houston, Texas
Full Cost Allocation Plan
Schedule .3 - Costs Allocated By Activity
For Department Citywide General Government

	Interest	Other	Claims & Judgements	Elections	Legal
Wages & Benefits					
Salaries & Wages	0	0	0	0	0
Fringe Benefits	0	0	0	0	0
Other Expense & Cost					
Misc Office Supplies	0	231	0	0	0
Unemployment Claims	0	5,132	0	0	0
Misc Other Svcs	0	(114,000)	0	0	0
Health/Life Ins Ret	0	0	0	0	0
Acctg & Auditing Svc	0	0	0	0	0
Mgmt Consulting Svcs	0	0	0	0	0
Misc Support Svcs	0	0	0	0	0
Real Estate Rental	0	(100)	0	0	0
Ltd Purpose Annex	0	0	0	0	0
Advertising Services	0	0	0	0	0
Tax Appraisal Fees	0	0	0	0	0
Elections	0	0	0	1,820,181	0
Membership & Prof Fees	0	0	0	0	0
Legal Services	0	0	0	0	836,414
Metro Commuter Pass	0	587,453	0	0	0
Misc Other Svcs & Chg.	0	1,276,216	0	0	0
Claims & Judgments	0	0	11,793,755	0	0
Other Interest	4,513,520	0	0	0	0
Transfers to Other Funds	0	0	0	0	0
Departmental Totals					
Total Expenditures	4,513,520	1,754,932	11,793,755	1,820,181	836,414
Deductions					
Total Deductions	0	0	0	0	0
Functional Cost					
Allocation Step 1	4,513,520	1,754,932	11,793,755	1,820,181	836,414
Unallocated Costs	0	0	0	0	0
1st Allocation	4,513,520	1,754,932	11,793,755	1,820,181	836,414



All Monetary Values Are \$ Dollars
MAXCARS @ 2009 MAXIMUS, INC.
Report Output Prepared By Agency

City Of Houston, Texas
Full Cost Allocation Plan
Schedule .3 - Costs Allocated By Activity
For Department Citywide General Government

Allocation Step 2	Interest	Other	Claims & Judgements	Elections	Legal
Inbound- All Others	0	0	0	0	0
Reallocate Admin Costs	430,057	167,218	1,123,736	173,428	79,697
Unallocated Costs	0	0	0	0	0
2nd Allocation	430,057	167,218	1,123,736	173,428	79,697
Total For 100099000010000					
Total Allocated	4,943,577	1,922,150	12,917,491	1,993,609	916,111



City Of Houston, Texas
Full Cost Allocation Plan
Schedule 3 - Costs Allocated By Activity
For Department Citywide General Government

General Govt.

Wages & Benefits	
Salaries & Wages	0
Fringe Benefits	0
Other Expense & Cost	
Misc Office Supplies	0
Unemployment Claims	0
Misc Other Svcs	0
Health/Life Ins Ret	0
Acctg & Auditing Svc	0
Mgmt Consulting Svcs	0
Misc Support Svcs	0
Real Estate Rental	4,675,933
Ltd Purpose Annex.	25,113,041
Advertising Services	182,827
Tax Appraisal Fees	6,320,242
Elections	0
Membership & Prof Fees	0
Legal Services	0
Metro Commuter Pass	0
Misc Other Svcs & Chg.	0
Claims & Judgments	0
Other Interest	0
Transfers to Other Funds	6,335,548
Departmental Totals	
Total Expenditures	42,627,591
Deductions	
Total Deductions	0
Functional Cost	
Allocation Step 1	42,627,591
Unallocated Costs	(42,627,591)
1st Allocation	0



All Monetary Values Are \$ Dollars
 MAXCARS @ 2009 MAXIMUS, INC.
 Report Output Prepared By Agency

City Of Houston, Texas
Full Cost Allocation Plan
Schedule .3 - Costs Allocated By Activity
For Department Citywide General Government

General Govt.

Allocation Step 2	
Inbound- All Others	0
Reallocate Admin Costs	4,061,658
Unallocated Costs	(4,061,658)
2nd Allocation	0
Total For 10009900010000	
Total Allocated	0



City Of Houston, Texas
Full Cost Allocation Plan

Schedule 4 - Detail Activity Allocations
For Department Citywide General Government

Activity - Insurance Retirees

Receiving Department	Allocation Units	Allocation Percentage	Gross Allocation	Direct Billed	Allocation Step1	Allocation Step2	Total Allocation
Fin-Dir. Office	4.50	0.0714	13,208		13,208	1,258	14,466
Fin-OMB	15.80	0.2507	46,374		46,374	4,419	50,793
Fin.-Debt Svc	3.50	0.0555	10,273		10,273	979	11,252
Fin-Genl. Acctg	11.10	0.1761	32,579		32,579	3,104	35,683
Fin-Auditing	3.00	0.0476	8,805		8,805	839	9,644
Fin-Grants	4.00	0.0635	11,740		11,740	1,119	12,859
Fin.-Tax&Rev. Acctg.	5.00	0.0793	14,675		14,675	1,398	16,073
ARA Director's Office	5.20	0.0825	15,262		15,262	1,454	16,716
ARA Admin Svcs	23.00	0.3649	67,507		67,507	6,432	73,939
ARA Strategic Purchasing	47.00	0.7456	137,949		137,949	13,144	151,093
ARA 3-1-1	88.30	1.4008	259,167		259,167	24,694	283,861
ARA Central Payroll	18.10	0.2871	53,125		53,125	5,062	58,187
ARA Regulatory Services	38.40	0.6092	112,707		112,707	10,739	123,446
IT - Director	18.40	0.2919	54,005		54,005	5,146	59,151
IT - Admin & Applications	41.40	0.6568	121,512		121,512	11,578	133,090
IT - Infrastructure	80.50	1.2771	236,274		236,274	22,513	258,787
Affirmative Action	32.40	0.5140	95,096		95,096	9,061	104,157
Mayor's Office	39.60	0.6282	116,229		116,229	11,075	127,304
Human Resources Dept.	39.10	0.6203	114,761		114,761	10,935	125,696
Legal Department	158.70	2.5176	465,797		465,797	44,382	510,179
City Secretary	11.10	0.1761	32,579		32,579	3,104	35,683
City Council	71.40	1.1327	209,565		209,565	19,968	229,533
City Controller's Office	74.70	1.1851	219,250		219,250	20,891	240,141
Municipal Court Administration	262.20	4.1596	769,577		769,577	73,327	842,904
Health Administration	114.90	1.8228	337,240		337,240	32,133	369,373
Planning & Development Admin	19.80	0.3141	58,114		58,114	5,537	63,651
Convention and Entertainment	0.40	0.0063	1,174		1,174	112	1,286
HPD - Police Records	93.40	1.4817	274,136		274,136	26,120	300,256
HPD- Inspector General	10.00	0.1586	29,351		29,351	2,797	32,148
General Services Department	237.80	3.7725	697,961		697,961	66,504	764,465
Police	1,186.10	18.8164	3,481,300		3,481,300	331,707	3,813,007
Fire	270.20	4.2865	793,058		793,058	75,565	868,623



All Monetary Values Are \$ Dollars
MAXCARS © 2009 MAXIMUS, INC.
Report Output Prepared By Agency

City Of Houston, Texas
Full Cost Allocation Plan

Schedule 4 - Detail Activity Allocations
For Department Citywide General Government

Activity - Insurance Retirees

Receiving Department	Allocation Units	Allocation Percentage	Gross Allocation	Direct Billed	Allocation Step1	Allocation Step2	Total Allocation
Municipal Court Judicial	49.40	0.7837	144,993		144,993	13,815	158,808
PWE - All Other	556.20	8.8237	1,632,490		1,632,490	155,548	1,788,038
Solid Waste Management	655.00	10.3911	1,922,476		1,922,476	183,178	2,105,654
Housing and Community Devp.	1.30	0.0206	3,816		3,816	364	4,180
Library	497.30	7.8893	1,459,614		1,459,614	139,076	1,598,690
Parks & Recreation	815.80	12.9420	2,394,436		2,394,436	228,148	2,622,584
Health & Human Services	569.60	9.0363	1,671,820		1,671,820	159,295	1,831,115
Fin-Econ. Dypt	8.00	0.1269	23,481		23,481	2,237	25,718
ARA Exec Svcs	15.90	0.2522	46,668		46,668	4,447	51,115
ARA-Other	28.20	0.4474	82,769		82,769	7,886	90,655
Planning & Development	77.30	1.2263	226,882		226,882	21,518	248,500
PWE-Bldg Insp.	0.30	0.0048	880		880	84	964
PWE - Houston Transtar	0.20	0.0032	587		587	56	643
SubTotal	6,303.50	100.0000	18,501,262		18,501,262	1,762,848	20,264,110
TOTAL	6,303.50	100.0000	18,501,262		18,501,262	1,762,848	20,264,110

Allocation Basis: Total General Fund civilian full time equivalents
Allocation Source: FTE summary - Ms. Zhou



All Monetary Values Are \$ Dollars
MAXCARS © 2009 MAXIMUS, INC.
Report Output Prepared By Agency

City Of Houston, Texas
Full Cost Allocation Plan

Schedule .4 - Detail Activity Allocations
For Department Citywide General Government

Activity - Memberships	Receiving Department	Allocation Units	Allocation Percentage	Gross Allocation	Direct Billed	Allocation Step1	Allocation Step2	Total Allocation
	Fin-Dir. Office	4.50	0.0282	200		200	19	219
	Fin-OMB	15.80	0.0989	702		702	67	769
	Fin.-Debt Svc	3.50	0.0219	156		156	15	171
	Fin-Genl. Acctg	11.10	0.0695	493		493	47	540
	Fin-Auditing	3.00	0.0188	133		133	13	146
	Fin-Grants	4.00	0.0250	178		178	17	195
	Fin.-Tax&Rev. Acctg.	5.00	0.0313	222		222	21	243
	ARA Director's Office	5.20	0.0326	231		231	22	253
	ARA Admin Svcs	23.00	0.1440	1,022		1,022	97	1,119
	ARA Strategic Purchasing	47.00	0.2942	2,089		2,089	199	2,288
	ARA 3-1-1	88.30	0.5528	3,924		3,924	374	4,298
	ARA Central Payroll	18.10	0.1133	804		804	77	881
	ARA Regulatory Services	38.40	0.2404	1,707		1,707	163	1,870
	IT - Director	18.40	0.1152	818		818	78	896
	IT - Admin & Applications	41.40	0.2592	1,840		1,840	175	2,015
	IT - Infrastructure	80.50	0.5039	3,578		3,578	341	3,919
	Affirmative Action	32.40	0.2028	1,440		1,440	137	1,577
	Mayor's Office	39.60	0.2479	1,760		1,760	168	1,928
	Human Resources Dept.	39.10	0.2448	1,738		1,738	166	1,904
	Legal Department	158.70	0.9935	7,053		7,053	672	7,725
	City Secretary	11.10	0.0695	493		493	47	540
	City Council	71.40	0.4470	3,173		3,173	302	3,475
	City Controller's Office	74.70	0.4676	3,320		3,320	316	3,636
	Municipal Court Administration	262.20	1.6414	11,653		11,653	1,110	12,763
	Health Administration	114.90	0.7193	5,107		5,107	487	5,594
	Planning & Development Admin	19.80	0.1240	880		880	84	964
	Convention and Entertainment	0.40	0.0025	18		18	2	20
	HPD - Police Records	93.40	0.5847	4,151		4,151	396	4,547
	HPD- Inspector General	10.30	0.0645	458		458	44	502
	General Services Department	237.80	1.4887	10,569		10,569	1,007	11,576
	Police	6,745.30	42.2266	299,797		299,797	28,566	328,363
	Fire	4,381.20	27.4271	194,722		194,722	18,554	213,276



All Monetary Values Are \$ Dollars
MAXCARS © 2009 MAXIMUS, INC.
Report Output Prepared By Agency

City Of Houston, Texas
Full Cost Allocation Plan
Schedule .4 - Detail Activity Allocations
For Department Citywide General Government

Activity - Memberships	Allocation Units	Allocation Percentage	Gross Allocation	Direct Billed	Allocation Step1	Allocation Step2	Total Allocation
Receiving Department							
Municipal Court Judicial	49.40	0.3093	2,196		2,196	209	2,405
PWE - All Other	556.20	3.4819	24,720		24,720	2,356	27,076
Solid Waste Management	655.00	4.1004	29,111		29,111	2,774	31,885
Housing and Community Devp.	1.30	0.0081	58		58	6	64
Library	497.30	3.1132	22,102		22,102	2,106	24,208
Parks & Recreation	815.80	5.1070	36,258		36,258	3,455	39,713
Health & Human Services	569.60	3.5658	25,316		25,316	2,412	27,728
Fin-Econ. Dypt	8.00	0.0501	356		356	34	390
ARA Exec Svcs	15.90	0.0995	707		707	67	774
ARA-Other	28.20	0.1765	1,253		1,253	119	1,372
Planning & Development	77.30	0.4839	3,436		3,436	327	3,763
PWE-Bldg Insp.	0.30	0.0019	13		13	1	14
PWE - Houston Transtar	0.20	0.0013	9		9	1	10
SubTotal	15,974.00	100.0000	709,964		709,964	67,650	777,614
TOTAL	15,974.00	100.0000	709,964		709,964	67,650	777,614

Allocation Basis: Total General Fund full time equivalent positions
Allocation Source: FTE summary - Ms. Zhou




All Monetary Values Are \$ Dollars
MAXCARS © 2009 MAXIMUS, INC.
Report Output Prepared By Agency

City Of Houston, Texas
Full Cost Allocation Plan

Schedule .4 - Detail Activity Allocations
For Department Citywide General Government

Activity - Accounting & Consulting

Receiving Department	Allocation Units	Allocation Percentage	Gross Allocation	Direct Billed	Allocation Step1	Allocation Step2	Total Allocation
Citywide General Government	1,269,996	31.5585	146,079		146,079		146,079
Fin-Dir. Office	1,380	0.0343	159		159	22	181
Fin-OMB	313	0.0078	36		36	5	41
Fin-Debt Svc	1,169	0.0290	134		134	19	153
Fin-Genl. Acctg	1,165	0.0290	134		134	19	153
Fin-Auditing	127	0.0032	15		15	2	17
Fin-Grants	364	0.0090	42		42	6	48
Fin.-Tax&Rev. Acctg.	1,324	0.0329	152		152	21	173
ARA Director's Office	2,826	0.0702	325		325	45	370
ARA Admin Svcs	2,147	0.0534	247		247	34	281
ARA Strategic Purchasing	1,144	0.0284	132		132	18	150
ARA City Council Admin	408	0.0101	47		47	7	54
ARA 3-1-1	1,169	0.0290	134		134	19	153
ARA Central Payroll	3,937	0.0978	453		453	63	516
ARA Regulatory Services	6,011	0.1494	691		691	96	787
IT - Director	16,224	0.4032	1,866		1,866	260	2,126
IT - Admin & Applications	3,895	0.0968	448		448	62	510
IT - Infrastructure	33,241	0.8260	3,824		3,824	532	4,356
Affirmative Action	3,304	0.0821	380		380	53	433
Mayor's Office	19,827	0.4927	2,281		2,281	318	2,599
Human Resources Dept.	76,702	1.9060	8,823		8,823	1,228	10,051
Legal Department	16,036	0.3985	1,845		1,845	257	2,102
City Secretary	1,309	0.0325	151		151	21	172
City Council	11,536	0.2867	1,327		1,327	185	1,512
City Controller's Office	21,512	0.5346	2,474		2,474	345	2,819
Municipal Court Administration	62,447	1.5518	7,183		7,183	1,000	8,183
Health Administration	48,578	1.2071	5,588		5,588	778	6,366
Planning & Development Admin	1,265	0.0314	146		146	20	166
PWE - Administration	341,137	8.4771	39,239		39,239	5,463	44,702
CIP Sal Rec PWE Adm	6,901	0.1715	794		794	111	905
HPD - Police Records	1,967	0.0489	226		226	32	258
HPD-Inspector General	1,356	0.0337	156		156	22	178



All Monetary Values Are \$ Dollars
MAXXCars © 2009 MAXIMUS, INC.
Report Output Prepared By Agency

City Of Houston, Texas
Full Cost Allocation Plan
Schedule .4 - Detail Activity Allocations
For Department Citywide General Government

Receiving Department	Allocation Units	Allocation Percentage	Gross Allocation	Direct Billed	Allocation Step1	Allocation Step2	Total Allocation
General Services Department	44,869	1.1150	5,161		5,161	719	5,880
HEC	3,637	0.0904	418		418	58	476
Police	277,513	6.8960	31,921		31,921	4,444	36,365
Fire	398,122	9.8931	45,794		45,794	6,376	52,170
Municipal Court Judicial	5,386	0.1338	620		620	86	706
Solid Waste Management	67,187	1.6696	7,728		7,728	1,076	8,804
Housing and Community Devp.	36,053	0.8959	4,147		4,147	577	4,724
Library	64,380	1.5998	7,405		7,405	1,031	8,436
Parks & Recreation	147,110	3.6556	16,921		16,921	2,356	19,277
Health & Human Services	148,623	3.6932	17,095		17,095	2,380	19,475
C&E Parking	6,232	0.1549	717		717	100	817
Fin-Econ. Dvpt	185	0.0046	21		21	3	24
ARA Ins. Mgmt.	947	0.0235	109		109	15	124
ARA Exec Svcs	879	0.0218	101		101	14	115
ARA-Other	20,186	0.5016	2,322		2,322	323	2,645
Planning & Development	13,937	0.3463	1,603		1,603	223	1,826
CIP S/R Planning	846	0.0210	97		97	14	111
CIP Sal Rec RE	20,427	0.5076	2,350		2,350	327	2,677
CIP S/R Engrg	37,797	0.9392	4,348		4,348	605	4,953
CIP S/R Constr.	23,275	0.5784	2,677		2,677	373	3,050
CIP S/R Eng/Const	465	0.0116	53		53	7	60
CIP S/R GeoEnv.	4,059	0.1009	467		467	65	532
CIP S/R GSD	6,707	0.1667	771		771	107	878
Prop & Cas Legal	3,314	0.0824	381		381	53	434
PWE - Fleet Management	23,823	0.5920	2,740		2,740	362	3,122
Wkr Comp - HR	20,611	0.5122	2,371		2,371	330	2,701
Wkr Comp Legal	998	0.0248	115		115	16	131
HEC Director	737	0.0183	85		85	12	97
HEC - IT	3,237	0.0804	372		372	52	424
HEC - 9-1-1 Network	1,962	0.0485	225		225	31	256
HEC - Police Call Takers	2,930	0.0728	337		337	47	384
PWE-Sign Adm	5,676	0.1410	653		653	91	744



City Of Houston, Texas
Full Cost Allocation Plan

Schedule 4 - Detail Activity Allocations
For Department Citywide General Governments

Activity - Accounting & Consulting

Receiving Department	Allocation Units	Allocation Percentage	Gross Allocation	Direct Billed	Allocation Step1	Allocation Step2	Total Allocation
PWE-Bldg Insp.	32,246	0.8013	3,709		3,709	516	4,225
PWE - Stormwater Fund	22,297	0.5541	2,565		2,565	357	2,922
CABLE TV	3,197	0.0794	368		368	51	419
PWE - Houston Transtar	4,857	0.1207	559		559	78	637
TIRZ	732	0.0182	84		84	12	96
Houston Airport System (HAS)	201,780	5.0141	23,210		23,210	3,231	26,441
PWE - Water & Sewer System	244,789	6.0829	28,157		28,157	3,920	32,077
Conv and Ent Optns	37,015	0.9198	4,258		4,258	593	4,851
PWE Parking	1,399	0.0348	161		161	22	183
GSD Parking	40	0.0010	5		5	1	6
Health Benefits Fund	123,069	3.0582	14,156		14,156	1,971	16,127
SubTotal	4,024,238	100.0000	462,888		462,888	44,108	506,996
TOTAL	4,024,238	100.0000	462,888		462,888	44,108	506,996

Allocation Basis: Total number of revenue & expenditure transactions per dept.
 Allocation Source: Information Technology



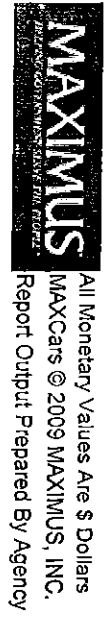
All Monetary Values Are \$ Dollars
 MAXCars © 2009 MAXIMUS, INC.
 Report Output Prepared By Agency

City Of Houston, Texas
Full Cost Allocation Plan

Schedule .4 - Detail Activity Allocations
For Department Citywide General Governments

Activity - Interest

Receiving Department	Allocation Units	Allocation Percentage	Gross Allocation	Direct Billed	Allocation Step1	Allocation Step2	Total Allocation
Citywide General Government	72,171,439	4.7136	212,748		212,748		212,748
Fin-Dir. Office	742,702	0.0485	2,189		2,189	219	2,408
Fin-OMB	1,212,274	0.0792	3,574		3,574	357	3,931
Fin.-Debt Svc	369,899	0.0242	1,090		1,090	109	1,199
Fin-Genl. Acctg	3,549,887	0.2318	10,464		10,464	1,046	11,510
Fin-Auditing	247,007	0.0161	728		728	73	801
Fin-Grants	194,883	0.0127	574		574	57	631
Fin.-Tax&Rev. Acctg.	1,154,054	0.0754	3,402		3,402	340	3,742
ARA Director's Office	1,259,240	0.0822	3,712		3,712	371	4,083
ARA Admin Svcs	1,923,102	0.1256	5,669		5,669	567	6,236
ARA Strategic Purchasing	4,156,153	0.2714	12,252		12,252	1,225	13,477
ARA City Council Admin	249,595	0.0163	736		736	74	810
ARA 3-1-1	4,442,002	0.2901	13,094		13,094	1,309	14,403
ARA Central Payroll	1,227,437	0.0802	3,618		3,618	362	3,980
ARA Regulatory Services	2,164,669	0.1414	6,381		6,381	638	7,019
IT - Director	2,196,999	0.1435	6,476		6,476	648	7,124
IT - Admin & Applications	7,563,884	0.4940	22,297		22,297	2,230	24,527
IT - Infrastructure	7,552,372	0.4933	22,263		22,263	2,226	24,489
Affirmative Action	2,125,805	0.1388	6,266		6,266	627	6,893
Mayor's Office	2,700,747	0.1764	7,961		7,961	796	8,757
Human Resources Dept.	2,458,994	0.1606	7,249		7,249	725	7,974
Legal Department	13,765,113	0.8990	40,577		40,577	4,058	44,635
City Secretary	624,387	0.0408	1,841		1,841	184	2,025
City Council	4,888,627	0.3193	14,411		14,411	1,441	15,852
City Controller's Office	6,596,032	0.4308	19,444		19,444	1,944	21,388
Municipal Court Administration	16,313,265	1.0654	48,089		48,089	4,809	52,898
Health Administration	11,283,467	0.7369	33,262		33,262	3,326	36,588
Planning & Development Admin	1,736,070	0.1134	5,118		5,118	512	5,630
HPD - Police Records	3,804,332	0.2485	11,214		11,214	1,121	12,335
HPD- Inspector General	2,536,039	0.1656	7,476		7,476	748	8,224
General Services Department	44,732,189	2.9215	131,862		131,862	13,186	145,048
Police	611,962,725	39.9678	1,803,956		1,803,956	180,387	1,984,343



All Monetary Values Are \$ Dollars
MAXCARS © 2009 MAXIMUS, INC.
Report Output Prepared By Agency

City Of Houston, Texas
Full Cost Allocation Plan

Schedule 4 - Detail Activity Allocations
For Department Citywide General Governments

Receiving Department	Allocation Units	Allocation Percentage	Gross Allocation	Direct Billed	Allocation Step1	Allocation Step2	Total Allocation
Activity - Interest							
Fire	381,245,323	24.8995	1,123,842		1,123,842	112,379	1,236,221
Municipal Court Judicial	4,749,392	0.3102	14,000		14,000	1,400	15,400
PWE - All Other	86,145,998	5.6263	253,943		253,943	25,393	279,336
Solid Waste Management	70,439,996	4.6005	207,644		207,644	20,763	228,407
Housing and Community Devp.	472,569	0.0309	1,393		1,393	139	1,532
Library	34,845,123	2.2758	102,717		102,717	10,271	112,988
Parks & Recreation	63,562,842	4.1513	187,372		187,372	18,736	206,108
Health & Human Services	39,278,273	2.5653	115,785		115,785	11,578	127,363
Fin-Econ. Dvpt	700,273	0.0457	2,064		2,064	206	2,270
ARA Exec Svcs	3,099,171	0.2024	9,136		9,136	914	10,050
ARA-Other	1,144,182	0.0747	3,373		3,373	337	3,710
Planning & Development	7,550,768	0.4931	22,258		22,258	2,226	24,484
Sub Total	1,531,139,300	100.0000	4,513,520		4,513,520	430,057	4,943,577
TOTAL	1,531,139,300	100.0000	4,513,520		4,513,520	430,057	4,943,577

Allocation Basis: Total FY 2008 actual General Fund expenditures
Allocation Source: Financial summaries - Regina Dickson

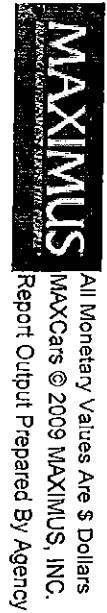


All Monetary Values Are \$ Dollars
MAXCARS © 2009 MAXIMUS, INC.
Report Output Prepared By Agency

City Of Houston, Texas
Full Cost Allocation Plan

Schedule 4 - Detail Activity Allocations
For Department Citywide General Government

Receiving Department	Allocation Units	Allocation Percentage	Gross Allocation	Direct Billed	Allocation Step1	Allocation Step2	Total Allocation
Citywide General Government	72,171,439	4.7136	82,720		82,720		82,720
Fin-Dir. Office	742,702	0.0485	851		851	85	936
Fin-OMB	1,212,274	0.0792	1,389		1,389	139	1,528
Fin-Debt Svc	369,899	0.0242	424		424	42	466
Fin-Genl. Acctg	3,549,887	0.2318	4,069		4,069	407	4,476
Fin-Auditing	247,007	0.0161	283		283	28	311
Fin-Grants	194,883	0.0127	223		223	22	245
Fin-Tax&Rev. Acctg.	1,154,054	0.0754	1,323		1,323	132	1,455
ARA Director's Office	1,259,240	0.0822	1,443		1,443	144	1,587
ARA Admin Svcs	1,923,102	0.1256	2,204		2,204	220	2,424
ARA Strategic Purchasing	4,156,153	0.2714	4,764		4,764	476	5,240
ARA City Council Admin	249,595	0.0163	286		286	29	315
ARA 3-1-1	4,442,002	0.2901	5,091		5,091	509	5,600
ARA Central Payroll	1,227,437	0.0802	1,407		1,407	141	1,548
ARA Regulatory Services	2,164,669	0.1414	2,481		2,481	248	2,729
IT - Director	2,196,999	0.1435	2,518		2,518	252	2,770
IT - Admin & Applications	7,563,884	0.4940	8,669		8,669	867	9,536
IT - Infrastructure	7,552,372	0.4933	8,656		8,656	866	9,522
Affirmative Action	2,125,805	0.1388	2,437		2,437	244	2,681
Mayor's Office	2,700,747	0.1764	3,095		3,095	310	3,405
Human Resources Dept.	2,458,994	0.1606	2,818		2,818	282	3,100
Legal Department	13,765,113	0.8990	15,777		15,777	1,578	17,355
City Secretary	624,387	0.0408	716		716	72	788
City Council	4,888,627	0.3193	5,603		5,603	560	6,163
City Controller's Office	6,596,032	0.4308	7,560		7,560	756	8,316
Municipal Court Administration	16,313,265	1.0654	18,698		18,698	1,870	20,568
Health Administration	11,283,467	0.7369	12,933		12,933	1,293	14,226
Planning & Development Admin	1,736,070	0.1134	1,990		1,990	199	2,189
HPD - Police Records	3,804,332	0.2485	4,360		4,360	436	4,796
HPD- Inspector General	2,536,039	0.1656	2,907		2,907	291	3,198
General Services Department	444,732,189	2.9215	51,270		51,270	5,127	56,397
Police	611,962,725	39.9678	701,410		701,410	70,140	771,550



All Monetary Values Are \$ Dollars
MAXCARS © 2009 MAXIMUS, INC.
Report Output Prepared By Agency

City Of Houston, Texas
Full Cost Allocation Plan

Schedule 4 - Detail Activity Allocations
For Department Citywide General Governments

Activity - Other	Receiving Department	Allocation Units	Allocation Percentage	Gross Allocation	Direct Billed	Allocation Step1	Allocation Step2	Total Allocation
	Fire	381,245,323	24.8995	436,968		436,968	43,696	480,664
	Municipal Court Judicial	4,749,392	0.3102	5,444		5,444	544	5,988
	PWE - All Other	86,145,998	5.6263	98,737		98,737	9,874	108,611
	Solid Waste Management	70,439,996	4.6005	80,736		80,736	8,073	88,809
	Housing and Community Devp.	472,569	0.0309	542		542	54	596
	Library	34,845,123	2.2758	39,938		39,938	3,994	43,932
	Parks & Recreation	63,562,842	4.1513	72,853		72,853	7,285	80,138
	Health & Human Services	39,278,273	2.5653	45,019		45,019	4,502	49,521
	Fin-Econ. Dvpt	700,273	0.0457	803		803	80	883
	ARA Exec Svcs	3,099,171	0.2024	3,552		3,552	355	3,907
	ARA-Other	1,144,182	0.0747	1,311		1,311	131	1,442
	Planning & Development	7,550,768	0.4931	8,654		8,654	865	9,519
	SubTotal	1,531,139,300	100.0000	1,754,932		1,754,932	167,218	1,922,150
	TOTAL	1,531,139,300	100.0000	1,754,932		1,754,932	167,218	1,922,150

Allocation Basis: Total FY 2008 actual General Fund expenditures
Allocation Source: Financial summaries - Regina Dickson



All Monetary Values Are \$ Dollars
MAXCars © 2009 MAXIMUS, INC.
Report Output Prepared By Agency

City Of Houston, Texas
 Full Cost Allocation Plan

Schedule 4 - Detail Activity Allocations
 For Department Citywide General Governments

Activity - Claims & Judgements

Receiving Department	Allocation Units	Allocation Percentage	Gross Allocation	Direct Billed	Allocation Step1	Allocation Step2	Total Allocation
Fin-Dir. Office	4,737	0.0732	8,638		8,638	823	9,461
Mayor's Office	3,549	0.0549	6,472		6,472	617	7,089
Legal Department	12,500	0.1933	22,795		22,795	2,172	24,967
Municipal Court Administration	260	0.0040	474		474	45	519
Health Administration	56,409	0.8722	102,868		102,868	9,801	112,669
Convention and Entertainment	1,887	0.0292	3,441		3,441	328	3,769
General Services Department	29,014	0.4486	52,910		52,910	5,041	57,951
Police	4,447,783	68.7738	8,111,001		8,111,001	772,836	8,883,837
Fire	344,385	5.3250	628,022		628,022	59,839	687,861
PWE - All Other	995,123	15.3871	1,814,712		1,814,712	172,910	1,987,622
Solid Waste Management	225,425	3.4856	411,086		411,086	39,169	450,255
Library	3,670	0.0567	6,693		6,693	638	7,331
Parks & Recreation	69,917	1.0811	127,501		127,501	12,149	139,650
Planning & Development	8,231	0.1273	15,010		15,010	1,430	16,440
PWE-Sldg Insp.	205,000	3.1698	373,839		373,839	35,620	409,459
Houston Airport System (HAS)	59,384	0.9182	108,293		108,293	10,318	118,611
SubTotal	6,467,274	100.0000	11,793,755		11,793,755	1,123,736	12,917,491
TOTAL	6,467,274	100.0000	11,793,755		11,793,755	1,123,736	12,917,491

Allocation Basis: Dollar amount of claims and Judgements per dept.
 Allocation Source: Legal Dept.



All Monetary Values Are \$ Dollars
 MAXCARS © 2009 MAXIMUS, INC.
 Report Output Prepared By Agency

City Of Houston, Texas
Full Cost Allocation Plan

Schedule 4 - Detail Activity Allocations
For Department Citywide General Government

Activity - Elections

Receiving Department	Allocation Units	Allocation Percentage	Gross Allocation	Direct Billed	Allocation Step1	Allocation Step2	Total Allocation
Mayor's Office	1	6.2500	113,761		113,761	10,839	124,600
City Council	14	87.5000	1,592,659		1,592,659	151,750	1,744,409
City Controller's Office	1	6.2500	113,761		113,761	10,839	124,600
SubTotal	16	100.0000	1,820,181		1,820,181	173,428	1,993,609
TOTAL	16	100.0000	1,820,181		1,820,181	173,428	1,993,609

Allocation Basis: Number of elected officials

Allocation Source: City Charter



All Monetary Values Are \$ Dollars
 MAXCARS © 2009 MAXIMUS, INC.
 Report Output Prepared By Agency

City Of Houston, Texas
 Full Cost Allocation Plan

Schedule 4 - Detail Activity Allocations
 For Department Citywide General Governments

Activity - Legal

Receiving Department	Allocation Units	Allocation Percentage	Gross Allocation	Direct Billed	Allocation Step1	Allocation Step2	Total Allocation
Fin-Dir. Office	228,054	11.2488	94,087		94,087	8,965	103,052
Mayor's Office	30,934	1.5258	12,762		12,762	1,216	13,978
Legal Department	105,263	5.1921	43,428		43,428	4,138	47,566
Health Administration	7,514	0.3706	3,100		3,100	295	3,395
Planning & Development Admin	13,360	0.6590	5,512		5,512	525	6,037
Police	754,951	37.2381	311,464		311,464	29,678	341,142
Fire	278,737	13.7488	114,997		114,997	10,957	125,954
PWE-Sign Adm	275,162	13.5724	113,522		113,522	10,817	124,339
Houston Airport System (HAS)	13,761	0.6788	5,677		5,677	541	6,218
PWE - Water & Sewer System	319,625	15.7656	131,865		131,865	12,565	144,430
SubTotal	2,027,361	100.0000	836,414		836,414	79,697	916,111
TOTAL	2,027,361	100.0000	836,414		836,414	79,697	916,111


Allocation Basis: Service contracts expenditures
 Allocation Source: Legal Dept.



All Monetary Values Are \$ Dollars
 MAXCARS © 2009 MAXIMUS, INC.
 Report Output Prepared By Agency

City Of Houston, Texas
Full Cost Allocation Plan
Schedule .5 - Allocation Summary
For Department Citywide General Government

Receiving Department	Total	Insurance	Retirees	Memberships	Accounting & Consulting	Interest	Other	Claims & Judgements
Citywide General Government	441,547	0	0	0	146,079	212,748	82,720	0
Fin-Dir. Office	130,723	14,466	219	181	2,408	936	9,461	0
Fin-OMB	57,062	50,793	769	41	3,931	1,528	0	0
Fin-Debt Svc	13,241	11,252	171	153	1,199	466	0	0
Fin-Genl. Acctg	52,362	35,683	540	153	11,510	4,476	0	0
Fin-Auditing	10,919	9,644	146	17	801	311	0	0
Fin-Grants	13,978	12,859	195	48	631	245	0	0
Fin-Tax&Rev. Acctg.	21,686	16,073	243	173	3,742	1,455	0	0
ARA Director's Office	23,009	16,716	253	370	4,083	1,587	0	0
ARA Admin Svcs	83,999	73,939	1,119	281	6,236	2,424	0	0
ARA Strategic Purchasing	172,248	151,093	2,288	150	13,477	5,240	0	0
ARA City Council Admin	1,179	0	0	54	810	315	0	0
ARA 3-1-1	308,315	283,861	4,298	153	14,403	5,600	0	0
ARA Central Payroll	65,112	58,187	881	516	3,980	1,548	0	0
ARA Regulatory Services	135,851	123,446	1,870	787	7,019	2,729	0	0
IT - Director	72,067	59,151	896	2,126	7,124	2,770	0	0
IT - Admin & Applications	169,678	133,090	2,015	510	24,527	9,536	0	0
IT - Infrastructure	301,073	258,787	3,919	4,356	24,489	9,522	0	0
Affirmative Action	115,741	104,157	1,577	433	6,893	2,681	0	0
Mayor's Office	289,660	127,304	1,928	2,599	8,757	3,405	7,089	0
Human Resources Dept.	148,725	125,696	1,904	10,051	7,974	3,100	0	0
Legal Department	654,529	510,179	7,725	2,102	44,635	17,355	24,967	0
City Secretary	39,208	35,683	540	172	2,025	788	0	0
City Council	2,000,944	229,533	3,475	1,512	15,852	6,163	0	0
City Controller's Office	400,900	240,141	3,636	2,819	21,388	8,316	0	0
Municipal Court	937,835	842,904	12,763	8,183	52,898	20,568	519	0
Health Administration	548,211	369,373	5,594	6,366	36,588	14,225	112,669	0
Planning & Development	78,637	63,651	964	166	5,630	2,189	0	0
PWE - Administration	44,702	0	0	44,702	0	0	0	0
CIP Sal Rec PWE Adm	905	0	0	905	0	0	0	0
Convention and Entertainment	5,075	1,286	20	0	0	0	3,769	0
HPD - Police Records	322,192	300,256	4,547	258	12,335	4,796	0	0
HPD- Inspector General	44,250	32,148	502	178	8,224	3,198	0	0
General Services Department	1,041,317	764,465	11,576	5,880	145,048	56,397	57,951	0
HEC	476	0	0	476	0	0	0	0



All Monetary Values Are \$ Dollars
MAXCARS © 2009 MAXIMUS, INC.
Report Output Prepared By Agency

City Of Houston, Texas
Full Cost Allocation Plan
Schedule .5 - Allocation Summary
For Department Citywide General Government

Receiving Department	Total	Insurance	Retirees	Memberships	Accounting & Consulting	Interest	Other	Claims & Judgements
Police	16,158,607	3,813,007	868,623	328,363	36,365	1,984,343	771,550	8,883,837
Fire	3,664,769	868,623	158,806	213,276	52,170	1,236,221	480,664	687,861
Municipal Court Judicial	183,307	1,788,038	2,405	27,076	706	15,400	5,988	0
PWE - All Other	4,190,683	2,105,654	4,180	31,885	0	279,336	108,611	1,987,622
Solid Waste Management	2,913,814	1,598,690	24,208	64	8,804	228,407	88,809	450,255
Housing and Community	11,096	2,622,584	27,728	0	4,724	1,532	596	0
Library	1,795,585	1,831,115	0	0	8,436	112,988	43,932	7,331
Parks & Recreation	3,107,470	25,718	390	0	19,277	206,108	80,138	139,650
Health & Human Services	2,055,202	0	0	0	19,475	127,363	49,521	0
C&E Parking	817	0	0	0	817	0	0	0
Fin-Econ. Dvpt	29,285	25,718	0	0	24	2,270	883	0
ARA Ins. Mgmt.	124	0	0	0	124	0	0	0
ARA Exec Svcs	65,961	51,115	774	0	115	10,050	3,907	0
ARA-Other	99,824	90,655	1,372	0	2,645	3,710	1,442	0
Planning & Development	304,532	248,500	3,763	0	1,826	24,484	9,519	16,440
CIP S/R Planning	111	0	0	0	111	0	0	0
CIP Sal Rec RE	2,677	0	0	0	2,677	0	0	0
CIP S/R Engrg	4,953	0	0	0	4,953	0	0	0
CIP S/R Constr.	3,050	0	0	0	3,050	0	0	0
CIP S/R Eng/Const	60	0	0	0	60	0	0	0
CIP S/R GeoEnv.	532	0	0	0	532	0	0	0
CIP S/R GSD	878	0	0	0	878	0	0	0
Prop & Cas Legal	434	0	0	0	434	0	0	0
PWE - Fleet Management	3,122	0	0	0	3,122	0	0	0
Wkr Comp - HR	2,701	0	0	0	2,701	0	0	0
Wkr Comp Legal	131	0	0	0	131	0	0	0
HEC Director	97	0	0	0	97	0	0	0
HEC - IT	424	0	0	0	424	0	0	0
HEC - 9-1-1 Network	256	0	0	0	256	0	0	0
HEC - Police Call Takers	384	0	0	0	384	0	0	0
PWE-Sign Adm	125,083	0	0	0	744	0	0	0
PWE-Bldg Insp.	414,662	964	0	14	4,225	0	0	409,459
PWE - Stormwater Fund	2,922	0	0	0	2,922	0	0	0
CABLE TV	419	0	0	0	419	0	0	0
PWE - Houston Transtar	1,290	643	0	10	637	0	0	0
TIRZ	96	0	0	0	96	0	0	0

All Monetary Values Are \$ Dollars
MAXCARS © 2009 MAXIMUS, INC.
Report Output Prepared By Agency



City Of Houston, Texas
Full Cost Allocation Plan
Schedule .5 - Allocation Summary
For Department Citywide General Government

Receiving Department	Total	Insurance Retirees	Memberships Accounting & Consulting	Interest	Other	Claims & Judgements	
Houston Airport System	151,270	0	26,441	0	0	118,611	
PWE - Water & Sewer	176,507	0	32,077	0	0	0	
Conv and Ent Opns	4,851	0	4,851	0	0	0	
PWE Parking	183	0	183	0	0	0	
GSD Parking	6	0	6	0	0	0	
Health Benefits Fund	16,127	0	16,127	0	0	0	
Direct Billed	0	0	0	0	0	0	
Total	44,241,656	20,264,110	777,614	506,996	4,943,577	1,922,150	12,917,491



All Monetary Values Are \$ Dollars
 MAXCARS © 2009 MAXIMUS, INC.
 Report Output Prepared By Agency

City Of Houston, Texas
Full Cost Allocation Plan
Schedule .5 - Allocation Summary
For Department Citywide General Government

Receiving Department	Elections	Legal
Citywide General Government	0	0
Fin-Dir. Office	0	103,052
Fin-OMB	0	0
Fin.-Debt Svc	0	0
Fin-Genl. Acctg	0	0
Fin-Auditing	0	0
Fin-Grants	0	0
Fin.-Tax&Rev. Acctg.	0	0
ARA Director's Office	0	0
ARA Admin Svcs	0	0
ARA Strategic Purchasing	0	0
ARA City Council Admin	0	0
ARA 3-1-1	0	0
ARA Central Payroll	0	0
ARA Regulatory Services	0	0
IT - Director	0	0
IT - Admin & Applications	0	0
IT - Infrastructure	0	0
Affirmative Action	0	0
Mayor's Office	124,600	13,978
Human Resources Dept.	0	0
Legal Department	0	47,566
City Secretary	0	0
City Council	1,744,409	0
City Controller's Office	124,600	0
Municipal Court	0	0
Health Administration	0	3,395
Planning & Development	0	6,037
PWE - Administration	0	0
CIP Sal Rec PWE Adm	0	0
Convention and Entertainment	0	0
HPD - Police Records	0	0
HPD- Inspector General	0	0
General Services Department	0	0
HEC	0	0



All Monetary Values Are \$ Dollars
 MAXCARS © 2009 MAXIMUS, INC.
 Report Output Prepared By Agency

City Of Houston, Texas
Full Cost Allocation Plan
Schedule .5 - Allocation Summary
For Department Citywide General Government

Receiving Department	Elections	Legal
Police	0	341,142
Fire	0	125,954
Municipal Court Judicial	0	0
PWE - All Other	0	0
Solid Waste Management	0	0
Housing and Community	0	0
Library	0	0
Parks & Recreation	0	0
Health & Human Services	0	0
C&E Parking	0	0
Fin-Econ. Dypt	0	0
ARA Ins. Mgmt.	0	0
ARA Exec Svcs	0	0
ARA-Other	0	0
Planning & Development	0	0
CIP S/R Planning	0	0
CIP Sal Rec RE	0	0
CIP S/R Engrg	0	0
CIP S/R Constr.	0	0
CIP S/R Eng/Const	0	0
CIP S/R Geoenv.	0	0
CIP S/R GSD	0	0
Prop & Cas Legal	0	0
PWE - Fleet Management	0	0
Wkr Comp - HR	0	0
Wkr Comp Legal	0	0
HEC Director	0	0
HEC - IT	0	0
HEC - 9-1-1 Network	0	0
HEC - Police Call Takers	0	0
PWE-Sign Adm	0	124,339
PWE-Bldg Insp.	0	0
PWE - Stormwater Fund	0	0
CABLE TV	0	0
PWE - Houston Transtar	0	0
TIRZ	0	0



All Monetary Values Are \$ Dollars
MAXCars © 2009 MAXIMUS, INC.
Report Output Prepared By Agency

City Of Houston, Texas
 Full Cost Allocation Plan
 Schedule .5 - Allocation Summary
 For Department Citywide General Government

Receiving Department:	Elections	Legal
Houston Airport System	0	6,218
PWE - Water & Sewer	0	144,430
Conv and Ent Optns	0	0
PWE Parking	0	0
GSD Parking	0	0
Health Benefits Fund	0	0
Direct Billed	0	0
Total	1,993,609	916,111



All Monetary Values Are \$ Dollars
 MAXCARS © 2009 MAXIMUS, INC.
 Report Output Prepared By Agency

**SCHEDULE 4.1
FY 2010 FULL COST PLAN**

**CITY OF HOUSTON, TEXAS
FY 2010 FULL COST ALLOCATION PLAN
FINANCE- DIRECTOR'S OFFICE
NATURE AND EXTENT OF SERVICES**

The Director's Office of the Finance Department implements and monitors policies, procedures, and other controls regarding financial affairs for the CITY OF HOUSTON, TEXAS. The office uses tax abatements, and state and federal enterprise zone incentives to promote residential and commercial development. The costs of the Director's Office have been allocated based on the number of full time equivalent positions assigned to each administered department.



City Of Houston, Texas
Full Cost Allocation Plan
Schedule 2 - Costs To Be Allocated
For Department Fin-Dir. Office

Expenditures Per Financial Statement:	1st Allocation	2nd Allocation	Sub-Total	Total
Equipment Usage Charge	742,701		13,212	742,701
Citywide General Government	13,212	11,391	130,723	
Fin-Dir. Office	119,332	71,741	71,741	
Fin-OMB		522	522	
Fin.-Debt Svc		101	101	
Fin-Genl. Acctg		1,769	1,769	
Fin-Auditing		147	147	
Fin-Grants		.63	.63	
Fin.-Tax&Rev. Acctg.		606	606	
ARA Admin Svcs		81,810	81,810	
ARA Strategic Purchasing		313	313	
ARA Central Payroll		273	273	
ARA Regulatory Services		1,219	1,219	
IT - Admin & Applications		7,531	7,531	
IT - Infrastructure		8,948	8,948	
Affirmative Action		511	511	
Mayor's Office		687	687	
Human Resources Dept.		24,998	24,998	
Legal Department		573,905	573,905	
City Secretary		170	170	
City Council		1,718	1,718	
City Controller's Office		2,447	2,447	
Convention and Entertainment		7,632	7,632	
HPD- Inspector General		36,040	36,040	
Total Allocated Additions:	132,544	834,542	967,086	967,086
Total To Be Allocated:	875,245	834,542		1,709,787



All Monetary Values Are \$ Dollars
MAXCars © 2009 MAXIMUS, INC.
Report Output Prepared By Agency

City Of Houston, Texas
Full Cost Allocation Plan
Schedule .3 - Costs Allocated By Activity
For Department Fin-Dir. Office

	Total	General & Admin	Dept. Admin.
Wages & Benefits			
Salaries & Wages	370,329	0	370,329
Fringe Benefits	136,847	0	136,847
Other Expense & Cost			
Consumable Supplies	6,356	0	6,356
Contractual Services	229,169	0	229,169
Departmental Totals			
Total Expenditures	742,701	0	742,701
Deductions			
Total Deductions	0	0	0
Functional Cost			
Allocation Step 1			
Inbound- All Others	132,544	132,544	0
Reallocate Admin Costs	(132,544)	0	132,544
1st Allocation	875,245	0	875,245
Allocation Step 2			
Inbound- All Others	834,542	834,542	0
Reallocate Admin Costs	(834,542)	0	834,542
2nd Allocation	834,542	0	834,542
Total For 10006400010000	1,709,787	0	1,709,787
Total Allocated	1,709,787	0	1,709,787



All Monetary Values Are \$ Dollars
 MAXCARS © 2009 MAXIMUS, INC.
 Report Output Prepared By Agency

* - Indicates Disallowed Expenditure

City Of Houston, Texas
Full Cost Allocation Plan
Schedule 4 - Detail Activity Allocations
For Department Fin-Dir. Office

Activity - Dept. Admin.

Receiving Department	Allocation Units	Allocation Percentage	Gross Allocation	Direct Billed	Allocation Step1	Allocation Step2	Total Allocation
Fin-Dir. Office	4	8.1967	71,741		71,741		71,741
Fin-OMB	15	28.7796	251,892		251,892	261,623	513,515
Fin-Debt Svc	3	6.3752	55,799		55,799	57,954	113,753
Fin-Genl. Acctg	11	20.2186	176,962		176,962	183,798	360,760
Fin-Auditing	3	5.4645	47,828		47,828	49,675	97,503
Fin-Grants	4	7.2860	63,770		63,770	66,233	130,003
Fin.-Tax&Rev. Acctg.	5	9.1075	79,713		79,713	82,792	162,505
Fin-Econ. Dvpt	8	14.5719	127,540		127,540	132,467	260,007
SubTotal	54	100.0000	875,245		875,245	834,542	1,709,787
TOTAL	54	100.0000	875,245		875,245	834,542	1,709,787

Allocation Basis: Number of full time equivalent positions administered in Finance
 Allocation Source: Human Resources



All Monetary Values Are \$ Dollars
 MAXCARS © 2009 MAXIMUS, INC.
 Report Output Prepared By Agency

City Of Houston, Texas
Full Cost Allocation Plan
Schedule 5 - Allocation Summary
For Department Fin-Dir. Office

Receiving Department	Total	Dept. Admin.
Fin-Dir. Office	71,741	71,741
Fin-OMB	513,515	513,515
Fin-Debt Svc	113,753	113,753
Fin-Genl. Acctg	360,760	360,760
Fin-Auditing	97,503	97,503
Fin-Grants	130,003	130,003
Fin-Tax&Rev. Acctg.	162,505	162,505
Fin-Econ. Dvpt	260,007	260,007
Direct Billed	0	0
Total	1,709,787	1,709,787



All Monetary Values Are \$ Dollars
 MAXCARS © 2009 MAXIMUS, INC.
 Report Output Prepared By Agency

**SCHEDULE 5.1
FY 2010 FULL COST PLAN**

**CITY OF HOUSTON, TEXAS
FY 2010 FULL COST ALLOCATION PLAN
FINANCE - OFFICE OF BUDGET MANAGEMENT
NATURE AND EXTENT OF SERVICES**

The Office of Budget Management of the Finance Department monitors the financial activities of City departments, coordinates, develops, implements, and monitors the city-wide budget. Budget and Evaluation also administers budget, financial reporting, financial planning and debt services. The costs of administering and monitoring budgetary city-wide budgetary activities have been allocated based on the total number of revenue and expenditure transactions by department.

City Of Houston, Texas
Full Cost Allocation Plan
Schedule 2 - Costs To Be Allocated
For Department Fin-OMB

Expenditures Per Financial Statement:	1st Allocation	2nd Allocation	Sub-Total	Total
Citywide General Government	1,218,225			1,218,225
Fin-Dir. Office	52,075		57,062	
Fin-OMB	251,892	261,623	513,515	
Fin.-Debt Svc		118	118	
Fin-Genl. Acctg		166	166	
Fin-Auditing		271	271	
Fin-Grants		240	240	
Fin.-Tax&Rev. Acctg.		103	103	
ARA Admin Svcs		989	989	
ARA Strategic Purchasing		284,192	284,192	
ARA Central Payroll		49	49	
ARA Regulatory Services		960	960	
IT - Admin & Applications		1,990	1,990	
IT - Infrastructure		1,708	1,708	
Affirmative Action		2,030	2,030	
Mayor's Office		963	963	
Human Resources Dept.		2,412	2,412	
City Secretary		1,099	1,099	
City Council		278	278	
City Controller's Office		2,818	2,818	
		928	928	
Total Allocated Additions:	303,967	567,924	871,891	871,891
Total To Be Allocated:	1,522,192	567,924		2,090,116



All Monetary Values Are \$ Dollars
MAXCARS © 2009 MAXIMUS, INC.
Report Output Prepared By Agency

City Of Houston, Texas
Full Cost Allocation Plan
Schedule .3 - Costs Allocated By Activity
For Department Fin-OMB

	Total	General & Admin	Budget
Wages & Benefits			
Salaries & Wages	864,443	0	864,443
Fringe Benefits	276,438	0	276,438
Other Expense & Cost			
Supplies	17,597	0	17,597
Contractual Services	52,327	0	52,327
Other	7,420	0	7,420
Departmental Totals			
Total Expenditures	1,218,225	0	1,218,225
Deductions			
Total Deductions	0	0	0
Functional Cost			
Functional Cost	1,218,225	0	1,218,225
Allocation Step 1			
Inbound- All Others	303,967	303,967	0
Reallocate Admin Costs	()	(303,967)	303,967
1st Allocation	1,522,192	0	1,522,192
Allocation Step 2			
Inbound- All Others	567,924	567,924	0
Reallocate Admin Costs	()	(567,924)	567,924
2nd Allocation	567,924	0	567,924
Total For 10006400040000	2,090,116	0	2,090,116
Total Allocated	2,090,116	0	2,090,116



All Monetary Values Are \$ Dollars
 MAXCars © 2009 MAXIMUS, INC.
 Report Output Prepared By Agency

* - Indicates Disallowed Expenditure

City Of Houston, Texas
Full Cost Allocation Plan
Schedule 4 - Detail Activity Allocations
For Department Fin-OMB

Activity - Budget	Allocation Units	Allocation Percentage	Gross Allocation	Direct Billed	Allocation Step1	Allocation Step2	Total Allocation
Receiving Department							
Citywide General Government	1,269,996	31.5585	480,384		480,384		480,384
Fin-Dir. Office	1,380	0.0343	522		522		522
Fin-OMB	313	0.0078	118		118		118
Fin.-Debt Svc	1,169	0.0290	442		442	241	683
Fin-Genl. Acctg	1,165	0.0290	441		441	240	681
Fin-Auditing	127	0.0032	48		48	26	74
Fin-Grants	364	0.0090	138		138	75	213
Fin.-Tax&Rev. Acctg.	1,324	0.0329	501		501	273	774
ARA Directors Office	2,826	0.0702	1,069		1,069	583	1,652
ARA Admin Svcs	2,147	0.0534	812		812	443	1,255
ARA Strategic Purchasing	1,144	0.0284	433		433	236	669
ARA City Council Admin	408	0.0101	154		154	84	238
ARA 3-1-1	1,169	0.0290	442		442	241	683
ARA Central Payroll	3,937	0.0978	1,489		1,489	812	2,301
ARA Regulatory Services	6,011	0.1494	2,274		2,274	1,240	3,514
IT - Director	16,224	0.4032	6,137		6,137	3,347	9,484
IT - Admin & Applications	3,895	0.0968	1,473		1,473	804	2,277
IT - Infrastructure	33,241	0.8260	12,574		12,574	6,859	19,433
Affirmative Action	3,304	0.0821	1,250		1,250	682	1,932
Mayor's Office	19,827	0.4927	7,500		7,500	4,091	11,591
Human Resources Dept.	76,702	1.9060	29,013		29,013	15,826	44,839
Legal Department	16,036	0.3985	6,066		6,066	3,309	9,375
City Secretary	1,309	0.0325	495		495	270	765
City Council	11,536	0.2867	4,364		4,364	2,380	6,744
City Controller's Office	21,512	0.5346	8,137		8,137	4,438	12,575
Municipal Court Administration	62,447	1.5518	23,621		23,621	12,884	36,505
Health Administration	48,578	1.2071	18,375		18,375	10,023	28,398
Planning & Development Admin	1,265	0.0314	479		479	261	740
PWE - Administration	341,137	8.4771	129,037		129,037	70,386	199,423
C/P Sal Rec PWE Adm	6,901	0.1715	2,610		2,610	1,424	4,034
HPD - Police Records	1,967	0.0489	744		744	406	1,150
HPD - Inspector General	1,356	0.0337	513		513	280	793



All Monetary Values Are \$ Dollars
MAXCars © 2009 MAXIMUS, INC.
Report Output Prepared By Agency

City Of Houston, Texas
Full Cost Allocation Plan
Schedule 4 - Detail Activity Allocations
For Department Fin-OMB

Activity - Budget	Allocation Units	Allocation Percentage	Gross Allocation	Direct Billed	Allocation Step1	Allocation Step2	Total Allocation
Receiving Department							
General Services Department	44,869	1.1150	16,972		16,972	9,258	26,230
HEC	3,637	0.0904	1,376		1,376	750	2,126
Police	277,513	6.8960	104,971		104,971	57,258	162,229
Fire	398,122	9.8931	150,592		150,592	82,144	232,736
Municipal Court/Judicial	5,386	0.1338	2,037		2,037	1,111	3,148
Solid Waste Management	67,187	1.6696	25,414		25,414	13,862	39,276
Housing and Community Devp.	36,053	0.8959	13,637		13,637	7,439	21,076
Library	64,380	1.5998	24,352		24,352	13,283	37,635
Parks & Recreation	147,110	3.6556	55,645		55,645	30,353	85,998
Health & Human Services	148,623	3.6932	56,218		56,218	30,665	86,883
C&E Parking	6,232	0.1549	2,357		2,357	1,286	3,643
Fin-Econ. Dvpt	185	0.0046	70		70	38	108
ARA Ins. Mgmt.	947	0.0235	358		358	195	553
ARA Exec Svcs	879	0.0218	332		332	181	513
ARA-Other	20,186	0.5016	7,635		7,635	4,165	11,800
Planning & Development	13,937	0.3463	5,272		5,272	2,876	8,148
CIP S/R Planning	846	0.0210	320		320	175	495
CIP Sal Rec RE	20,427	0.5076	7,727		7,727	4,215	11,942
CIP S/R Engrg	37,797	0.9392	14,297		14,297	7,799	22,096
CIP S/R Constr.	23,275	0.5784	8,804		8,804	4,802	13,606
CIP S/R Eng/Const	465	0.0116	176		176	96	272
CIP S/R Geoenv.	4,059	0.1009	1,535		1,535	837	2,372
CIP S/R GSD	6,707	0.1667	2,537		2,537	1,384	3,921
Prop & Cas Legal	3,314	0.0824	1,254		1,254	684	1,938
PWE - Fleet Management	23,823	0.5920	9,011		9,011	4,915	13,926
Wkr Comp - HR	20,611	0.5122	7,796		7,796	4,253	12,049
Wkr Comp Legal	998	0.0248	378		378	206	584
HEC Director	737	0.0183	279		279	152	431
HEC - IT	3,237	0.0804	1,224		1,224	668	1,892
HEC - 9-1-1 Network	1,952	0.0485	738		738	403	1,141
HEC - Police Call Takers	2,930	0.0728	1,108		1,108	605	1,713
PWE-Sign Adm	5,676	0.1410	2,147		2,147	1,171	3,318

All Monetary Values Are \$ Dollars
MAXXIMUS © 2009 MAXXIMUS, INC.
Report Output Prepared By Agency



City Of Houston, Texas
Full Cost Allocation Plan
Schedule 4 - Detail Activity Allocations
For Department Fin-OMB

Activity - Budget	Receiving Department	Allocation Units	Allocation Percentage	Gross Allocation	Direct Billed	Allocation Step1	Allocation Step2	Total Allocation
PWE-Bldg Insp.		32,246	0.8013	12,197		12,197	6,653	18,850
PWE - Stormwater Fund		22,297	0.5541	8,434		8,434	4,600	13,034
CABLE TV		3,197	0.0794	1,209		1,209	660	1,869
PWE - Houston Transtar		4,857	0.1207	1,837		1,837	1,002	2,839
TIRZ		732	0.0182	277		277	151	428
Houston Airport System (HAS)		201,780	5.0141	76,324		76,324	41,633	117,957
PWE - Water & Sewer System		244,789	6.0829	92,593		92,593	50,506	143,099
Conv and Ent Opts		37,015	0.9198	14,001		14,001	7,637	21,638
PWE Parking		1,399	0.0348	529		529	289	818
GSD Parking		40	0.0010	15		15	8	23
Health Benefits Fund		123,069	3.0582	46,552		46,552	25,392	71,944
SubTotal		4,024,238	100.0000	1,522,192		1,522,192	567,924	2,090,116
TOTAL		4,024,238	100.0000	1,522,192		1,522,192	567,924	2,090,116

Allocation Basis: Total number of revenue & expenditure transactions per dept.
 Allocation Source: Information Technology



All Monetary Values Are \$ Dollars
 MAXCARS © 2009 MAXIMUS, INC.
 Report Output Prepared By Agency

City Of Houston, Texas
Full Cost Allocation Plan
Schedule 5 - Allocation Summary
For Department Fin-OMB

Receiving Department	Total	Budget
Citywide General Government	480,384	480,384
Fin-Dir. Office	522	522
Fin-OMB	118	118
Fin-Debt Svc	683	683
Fin-Genl. Acctg	681	681
Fin-Auditing	74	74
Fin-Grants	213	213
Fin-Tax&Rev. Acctg.	774	774
ARA Director's Office	1,652	1,652
ARA Admin Svcs	1,255	1,255
ARA Strategic Purchasing	669	669
ARA City Council Admin	238	238
ARA 3-1-1	683	683
ARA Central Payroll	2,301	2,301
ARA Regulatory Services	3,514	3,514
IT - Director	9,484	9,484
IT - Admin & Applications	2,277	2,277
IT - Infrastructure	19,433	19,433
Affirmative Action	1,932	1,932
Mayor's Office	11,591	11,591
Human Resources Dept.	44,839	44,839
Legal Department	9,375	9,375
City Secretary	765	765
City Council	6,744	6,744
City Controller's Office	12,575	12,575
Municipal Court	36,505	36,505
Health Administration	28,398	28,398
Planning & Development	740	740
PWE - Administration	199,423	199,423
CIP Sal Rec PWE Adm	4,034	4,034
HPD - Police Records	1,150	1,150
HPD- Inspector General	793	793
General Services Department	26,230	26,230
HEC	2,126	2,126
Police	162,229	162,229



All Monetary Values Are \$ Dollars
MAXCARS © 2009 MAXIMUS, INC.
Report Output Prepared By Agency

City Of Houston, Texas
Full Cost Allocation Plan
Schedule 5 - Allocation Summary
For Department Fin-OMB

Receiving Department	Total	Budget
Fire	232,736	232,736
Municipal Court Judicial	3,148	3,148
Solid Waste Management	39,276	39,276
Housing and Community	21,076	21,076
Library	37,635	37,635
Parks & Recreation	85,998	85,998
Health & Human Services	86,883	86,883
C&E Parking	3,643	3,643
Fin-Econ. Dvpt	108	108
ARA Ins. Mgmt.	553	553
ARA Exec Svcs	513	513
ARA-Other	11,800	11,800
Planning & Development	8,148	8,148
CIP S/R Planning	495	495
CIP Sal Rec RE	11,942	11,942
CIP S/R Engrg	22,096	22,096
CIP S/R Constr.	13,606	13,606
CIP S/R Eng/Const	272	272
CIP S/R GeoEnv.	2,372	2,372
CIP S/R GSD	3,921	3,921
Prop & Cas Legal	1,938	1,938
PWE - Fleet Management	13,926	13,926
Wkr Comp - HR	12,049	12,049
Wkr Comp Legal	584	584
HEC Director	431	431
HEC - IT	1,892	1,892
HEC - 9-1-1 Network	1,141	1,141
HEC - Police Call Takers	1,713	1,713
PWE-Sign Adm	3,318	3,318
PWE-Bldg Insp.	18,850	18,850
PWE - Stormwater Fund	13,034	13,034
CABLE TV	1,869	1,869
PWE - Houston Transtar	2,839	2,839
TIRZ	428	428
Houston Airport System	117,957	117,957
PWE - Water & Sewer	143,099	143,099



All Monetary Values Are \$ Dollars
MAXCARS © 2009 MAXIMUS, INC.
Report Output Prepared By Agency

City Of Houston, Texas
Full Cost Allocation Plan
Schedule .5 - Allocation Summary
For Department Fin-OMB

Receiving Department	Total	Budget
Conv and Ent Optns	21,638	21,638
PWE Parking	818	818
GSD Parking	23	23
Health Benefits Fund	71,944	71,944
Direct Billed	0	0
Total	2,090,116	2,090,116



All Monetary Values Are \$ Dollars
 MAXCARS © 2009 MAXIMUS, INC.
 Report Output Prepared By Agency

**SCHEDULE 6.1
FY 2010 FULL COST PLAN**

**CITY OF HOUSTON, TEXAS
FY 2010 FULL COST ALLOCATION PLAN
FINANCE- DEBT SERVICES
NATURE AND EXTENT OF SERVICES**

Debt Services is responsible for monitoring and administering all debt instruments for the CITY OF HOUSTON, TEXAS. All costs have been allocated based upon total expenditures.



City Of Houston, Texas
Full Cost Allocation Plan
Schedule 2 - Costs To Be Allocated
For Department Fin.-Debt Svc

Expenditures Per Financial Statement:	1st Allocation	2nd Allocation	Sub-Total	Total
Citywide General Government	369,899			369,899
Fin-Dir. Office	12,077	1,164	13,241	
Fin-OMB	55,799	57,954	113,753	
Fin.-Debt Svc	442	241	683	
Fin-Genl. Acctg		51	51	
Fin-Auditing		1,014	1,014	
Fin-Grants		73	73	
Fin.-Tax&Rev. Acctg.		31	31	
ARA Admin Svcs		302	302	
ARA Strategic Purchasing		62,954	62,954	
ARA Central Payroll		844	844	
ARA Regulatory Services		213	213	
IT - Admin & Applications		607	607	
IT - Infrastructure		6,379	6,379	
Affirmative Action		7,580	7,580	
Mayor's Office		274	274	
Human Resources Dept.		534	534	
City Secretary		243	243	
City Council		84	84	
City Controller's Office		856	856	
		1,980	1,980	
Total Allocated Additions:	68,318	143,378	211,696	211,696
Total To Be Allocated:	438,217	143,378		581,595



All Monetary Values Are \$ Dollars
MAXCars © 2009 MAXIMUS, INC.
Report Output Prepared By Agency

City Of Houston, Texas
Full Cost Allocation Plan
Schedule .3 - Costs Allocated By Activity
For Department Fin.-Debt Svc

	Total	General & Admin	Debt Svcs.
Wages & Benefits			
Salaries & Wages	258,609	0	258,609
Fringe Benefits	95,098	0	95,098
Other Expense & Cost			
Consumable Supplies	1,866	0	1,866
Contractual Services	14,326	0	14,326
Departmental Totals			
Total Expenditures	369,899	0	369,899
Deductions			
Total Deductions	0	0	0
Functional Cost			
Allocation Step 1			
Inbound- All Others	68,318	68,318	0
Reallocate Admin Costs	(68,318)	0	68,318
1st Allocation	438,217	0	438,217
Allocation Step 2			
Inbound- All Others	143,378	143,378	0
Reallocate Admin Costs	(143,378)	0	143,378
2nd Allocation	143,378	0	143,378
Total For 100064000300000	581,595	0	581,595
Total Allocated	581,595	0	581,595



All Monetary Values Are \$ Dollars
 MAXCARS © 2009 MAXIMUS, INC.
 Report Output Prepared By Agency

* - Indicates Disallowed Expenditure

City Of Houston, Texas
Full Cost Allocation Plan
Schedule 4 - Detail Activity Allocations
For Department Fin.-Debt Svc

Activity - Debt Svcs.

Receiving Department	Allocation Units	Allocation Percentage	Gross Allocation	Direct Billed	Allocation Step1	Allocation Step2	Total Allocation
Citywide General Government	72,171,439	2.2501	9,860		9,860		9,860
Fin-Dir. Office	742,702	0.0232	101		101		101
Fin-OMB	1,218,225	0.0380	166		166		166
Fin.-Debt Svc	369,899	0.0115	51		51		51
Fin-Genl. Acctg	3,549,887	0.1107	485		485	162	647
Fin-Auditing	247,006	0.0077	34		34	11	45
Fin-Grants	194,884	0.0061	27		27	9	36
Fin.-Tax&Rev. Acctg.	1,154,053	0.0360	158		158	53	211
ARA Director's Office	1,309,066	0.0408	179		179	60	239
ARA Admin Svcs	1,922,235	0.0599	263		263	88	351
ARA Strategic Purchasing	4,156,153	0.1296	568		568	190	758
ARA City Council Admin	258,329	0.0081	35		35	12	47
ARA 3-1-1	4,442,002	0.1385	607		607	203	810
ARA Central Payroll	1,227,437	0.0383	168		168	56	224
ARA Regulatory Services	2,227,297	0.0694	304		304	102	406
IT - Director	2,639,936	0.0823	361		361	121	482
IT - Admin & Applications	10,606,353	0.3307	1,449		1,449	485	1,934
IT - Infrastructure	26,787,001	0.8351	3,660		3,660	1,226	4,886
Affirmative Action	2,132,008	0.0665	291		291	98	389
Mayor's Office	13,980,269	0.4359	1,910		1,910	640	2,550
Human Resources Dept.	2,458,994	0.0767	336		336	113	449
Legal Department	13,765,113	0.4291	1,881		1,881	630	2,511
City Secretary	627,043	0.0195	86		86	29	115
City Council	4,888,627	0.1524	668		668	224	892
City Controller's Office	6,571,831	0.2049	898		898	301	1,199
Municipal Court Administration	17,375,718	0.5417	2,374		2,374	795	3,169
Health Administration	11,283,467	0.3518	1,542		1,542	516	2,058
Planning & Development Admin	1,736,071	0.0541	237		237	79	316
CIP Sal Rec PWE Adm	2,069,733	0.0645	283		283	95	378
HPD - Police Records	3,804,332	0.1186	520		520	174	694
HPD- Inspector General	2,536,039	0.0791	346		346	116	462
General Services Department	236,318,403	7.3676	32,286		32,286	10,815	43,101



All Monetary Values Are \$ Dollars
MAXCars © 2009 MAXIMUS, INC.
Report Output: Prepared By Agency

City Of Houston, Texas
Full Cost Allocation Plan
Schedule 4 - Detail Activity Allocations
For Department Fin.-Debt Svc

Receiving Department	Allocation Units	Allocation Percentage	Gross Allocation	Direct Billed	Allocation Step1	Allocation Step2	Total Allocation
HEC	19,631,771	0.6121	2,682		2,682	898	3,580
Police	692,452,164	21.5880	94,599		94,599	31,688	126,287
Fire	381,245,323	11.8859	52,086		52,086	17,447	69,533
Municipal Court Judicial	4,749,392	0.1481	649		649	217	866
PWE - All Other	87,195,614	2.7185	11,913		11,913	3,990	15,903
Solid Waste Management	73,348,895	2.2868	10,021		10,021	3,357	13,378
Housing and Community Devp.	81,136,989	2.5296	11,085		11,085	3,713	14,798
Library	56,411,693	1.7587	7,707		7,707	2,582	10,289
Parks & Recreation	77,860,039	2.4274	10,637		10,637	3,563	14,200
Health & Human Services	108,906,320	3.3953	14,879		14,879	4,984	19,863
C&E Parking	2,559,617	0.0798	350		350	117	467
Fin-Econ. Dvpt	700,272	0.0218	96		96	32	128
ARA Ins. Mgmt.	10,214,553	0.3185	1,396		1,396	467	1,863
ARA Exec Svcs	3,149,645	0.0982	430		430	144	574
ARA-Other	4,683,150	0.1460	640		640	214	854
Planning & Development	7,690,293	0.2398	1,051		1,051	352	1,403
CIP S/R Planning	712,465	0.0222	97		97	33	130
CIP Sal Rec RE	2,390,415	0.0745	327		327	109	436
CIP S/R Engrg	8,969,504	0.2796	1,225		1,225	410	1,635
CIP S/R Constr.	8,159,376	0.2544	1,115		1,115	373	1,488
CIP S/R Eng/Const	363,325	0.0113	50		50	17	67
CIP S/R Geoenv.	963,625	0.0300	132		132	44	176
CIP S/R Other	2,034,494	0.0634	278		278	93	371
CIP S/R GSD	2,596,229	0.0809	355		355	119	474
Prop & Cas Legal	5,637,519	0.1758	770		770	258	1,028
PWE - Fleet Management	33,094,808	1.0318	4,521		4,521	1,515	6,036
W/kr Comp - HR	19,668,352	0.6132	2,687		2,687	900	3,587
W/kr Comp Legal	298,190	0.0093	41		41	14	55
PWE-Sign Adm	2,751,914	0.0858	376		376	126	502
PWE-Bldg Insp.	34,982,903	1.0906	4,779		4,779	1,601	6,380
PWE - Stormwater Fund	32,709,371	1.0198	4,469		4,469	1,497	5,966
CABLE TV	1,606,981	0.0501	220		220	74	294



All Monetary Values Are \$ Dollars
MAXCARS © 2009 MAXIMUS, INC.
Report Output Prepared By Agency

City Of Houston, Texas
Full Cost Allocation Plan
Schedule 4 - Detail Activity Allocations
For Department Fin.-Debt Svc

Activity - Debt Svcs.

Receiving Department	Allocation Units	Allocation Percentage	Gross Allocation	Direct Billed	Allocation Step1	Allocation Step2	Total Allocation
PWE - Houston Transfar	2,798,457	0.0872	382		382	128	510
Houston Airport System (HAS)	297,517,249	9.2756	40,647		40,647	13,615	54,262
PWE - Water & Sewer System	355,871,428	11.0948	48,619		48,619	16,286	64,905
Conv and Ent Opts	56,128,400	1.7499	7,668		7,668	2,569	10,237
PWE Parking	1,003,181	0.0313	137		137	46	183
GSD Parking	545,932	0.0170	75		75	25	100
Health Benefits Fund	268,616,003	8.3745	36,699		36,699	12,293	48,992
Long Term Disability	1,412,965	0.0441	193		193	65	258
SubTotal	3,207,540,368	100.0000	438,217		438,217	143,378	581,595
TOTAL	3,207,540,368	100.0000	438,217		438,217	143,378	581,595

Allocation Basis: Total FY 2008 actual expenditures
Allocation Source: Financial summaries - Regina Dickson



All Monetary Values Are \$ Dollars
MAXCARS © 2009 MAXIMUS, INC.
Report Output Prepared By Agency

City Of Houston, Texas
Full Cost Allocation Plan
Schedule .5 - Allocation Summary
For Department Fin.-Debt Svc

Receiving Department	Total	Debt Svcs.
Citywide General Government	9,860	9,860
Fin-Dir. Office	101	101
Fin-OMB	166	166
Fin.-Debt Svc	51	51
Fin-Genl. Acctg	647	647
Fin-Auditing	45	45
Fin-Grants	36	36
Fin.-Tax&Rev. Acctg.	211	211
ARA Director's Office	239	239
ARA Admin Svcs	351	351
ARA Strategic Purchasing	758	758
ARA City Council Admin	47	47
ARA 3-1-1	810	810
ARA Central Payroll	224	224
ARA Regulatory Services	406	406
IT - Director	482	482
IT - Admin & Applications	1,934	1,934
IT - Infrastructure	4,886	4,886
Affirmative Action	389	389
Mayor's Office	2,550	2,550
Human Resources Dept.	449	449
Legal Department	2,511	2,511
City Secretary	115	115
City Council	892	892
City Controller's Office	1,199	1,199
Municipal Court	3,169	3,169
Health Administration	2,058	2,058
Planning & Development	316	316
CIP Sal Rec PWE Adm	378	378
HPD - Police Records	694	694
HPD- Inspector General	462	462
General Services Department	43,101	43,101
HEC	3,580	3,580
Police	126,287	126,287
Fire	69,533	69,533



All Monetary Values Are \$ Dollars
 MAXCars © 2009 MAXIMUS, INC.
 Report Output Prepared By Agency

City Of Houston, Texas
Full Cost Allocation Plan
Schedule .5 - Allocation Summary
For Department Fin.-Debt Svc

Receiving Department	Total	Debt Svcs.
Municipal Court Judicial	866	866
PWE - All Other	15,903	15,903
Solid Waste Management	13,378	13,378
Housing and Community	14,798	14,798
Library	10,289	10,289
Parks & Recreation	14,200	14,200
Health & Human Services	19,863	19,863
C&E Parking	467	467
Fin-Econ. Dvpt	128	128
ARA Ins. Mgmt.	1,863	1,863
ARA Exec Svcs	574	574
ARA-Other	854	854
Planning & Development	1,403	1,403
CIP S/R Planning	130	130
CIP Sal Rec RE	436	436
CIP S/R Engrg	1,635	1,635
CIP S/R Constr.	1,488	1,488
CIP S/R Eng/Const	67	67
CIP S/R Geoenv.	176	176
CIP S/R Other	371	371
CIP S/R GSD	474	474
Prop & Cas Legal	1,028	1,028
PWE - Fleet Management	6,036	6,036
Wkr Comp - HR	3,587	3,587
Wkr Comp Legal	55	55
PWE-Sign Adm	502	502
PWE-Bldg Insp.	6,380	6,380
PWE - Stormwater Fund	5,966	5,966
CABLE TV	294	294
PWE - Houston Transtar	510	510
Houston Airport System	54,262	54,262
PWE - Water & Sewer	64,905	64,905
Conv and Ent Optns	10,237	10,237
PWE Parking	183	183
GSD Parking	100	100
Health Benefits Fund	48,992	48,992



All Monetary Values Are \$ Dollars
MAXCARS © 2009 MAXIMUS, INC.
Report Output Prepared By Agency

City Of Houston, Texas
Full Cost Allocation Plan
Schedule .5 - Allocation Summary
For Department Fin.-Debt Svc

Receiving Department	Total	Debt Svcs.
Long Term Disability	258	258
Direct Billed	0	0
Total	581,595	581,595



All Monetary Values Are \$ Dollars
 MAXCars © 2009 MAXIMUS, INC.
 Report Output Prepared By Agency

SCHEDULE 7.1
FY 2010 FULL COST PLAN

CITY OF HOUSTON, TEXAS
FY 2010 FULL COST ALLOCATION PLAN
FINANCE- GENERAL ACCOUNTING
NATURE AND EXTENT OF SERVICES

The General Accounting Division within the Finance Department is responsible for the oversight of accounting, fixed assets, and internal control. This includes establishing and updating accounting policies, cost analysis studies, and coordinating the annual audit. Costs have been identified and allocated as follows:

- **General Accounting** – Costs deemed general in nature of the General Accounting Division have been allocated based upon total number of revenue and expenditure transactions.
- **Fixed Assets** – Costs associated with fixed assets have been allocated based upon the number of fixed and controlled assets.
- **Auditing Services** – Costs associated with the annual audit have been allocated based upon total number of revenue and expenditure transactions.

City Of Houston, Texas
Full Cost Allocation Plan
Schedule 2 - Costs To Be Allocated
For Department Fin-Genl. Acctg

Expenditures Per Financial Statement:	1st Allocation	2nd Allocation	Sub-Total	Total
Equipment Usage Charge	3,549,887		3,734	3,549,887
Citywide General Government	3,734		52,362	
Fin-Dir. Office	47,739	4,623	360,760	
Fin-OMB	176,962	183,798	681	
Fin-Debt Svc	441	240	647	
Fin-Genl. Acctg	485	162	1,256	
Fin-Auditing		1,256	701	
Fin-Grants		701	301	
Fin.-Tax&Rev. Acctg.		301	2,895	
ARA Admin Svcs		2,895	107	
ARA Strategic Purchasing		200,027	675	
ARA Central Payroll		107	5,826	
ARA Regulatory Services		675	6,357	
IT - Admin & Applications		5,826	7,553	
IT - Infrastructure		6,357	2,293	
Affirmative Action		7,553	1,694	
Mayor's Office		2,293	772	
Human Resources Dept.		1,694	810	
City Secretary		772	8,212	
City Council		810	3,105	
City Controller's Office		8,212	660,768	
Total Allocated Additions:	229,361	431,407	4,210,655	
Total To Be Allocated:	3,779,248	431,407	660,768	4,210,655



All Monetary Values Are \$ Dollars
 MAXCars © 2009 MAXIMUS, INC.
 Report Output Prepared By Agency

City Of Houston, Texas
Full Cost Allocation Plan
Schedule 3 - Costs Allocated By Activity
For Department Fin-Genl. Acctg

	Total	General & Admin	General Acctg.	Fixed Assets	Auditing Svcs.
Wages & Benefits					
Salaries & Wages	644,632	0	502,398	142,234	0
Fringe Benefits	182,960	0	141,232	41,728	0
Other Expense & Cost					
Consumable Supplies	10,793	0	8,412	2,381	0
Contractual Services	394,196	0	307,236	86,960	0
Auditing Services	2,317,306	0	0	0	2,317,306
Departmental Totals					
Total Expenditures	3,549,887	0	959,278	273,303	2,317,306
Deductions					
Total Deductions	0	0	0	0	0
Functional Cost					
Allocation Step 1					
Inbound- All Others	229,361	229,361	0	0	0
Reallocate Admin Costs	(229,361)	(229,361)	61,980	17,658	149,723
1st Allocation	3,779,248	0	1,021,256	290,961	2,467,029
Allocation Step 2					
Inbound- All Others	431,407	431,407	0	0	0
Reallocate Admin Costs	(431,407)	(431,407)	116,578	33,214	281,615
2nd Allocation	431,407	0	116,578	33,214	281,615
Total For 10006400050001	4,210,655	0	1,137,836	324,175	2,748,644
Total Allocated	4,210,655	0	1,137,836	324,175	2,748,644



All Monetary Values Are \$ Dollars
MAXCars © 2009 MAXIMUS, INC.
Report Output Prepared By Agency

* - Indicates Disallowed Expenditure

City Of Houston, Texas
Full Cost Allocation Plan
Schedule 4 - Detail Activity Allocations
For Department Fin-Genl. Acctg

Activity - General Acctg.

Receiving Department	Allocation Units	Allocation Percentage	Gross Allocation	Direct Billed	Allocation Step1	Allocation Step2	Total Allocation
Citywide General Government	1,269,996	31.5585	322,297		322,297		322,297
Fin-Dir. Office	1,380	0.0343	350		350		350
Fin-OMB	313	0.0078	79		79		79
Fin-Debt Svc	1,169	0.0290	297		297		297
Fin-Genl. Acctg	1,165	0.0290	296		296		296
Fin-Auditing	127	0.0032	32		32	5	37
Fin-Grants	364	0.0090	92		92	15	107
Fin-Tax&Rev. Acctg.	1,324	0.0329	336		336	56	392
ARA Director's Office	2,826	0.0702	717		717	120	837
ARA Admin Svcs	2,147	0.0534	545		545	91	636
ARA Strategic Purchasing	1,144	0.0284	290		290	48	338
ARA City Council Admin	408	0.0101	104		104	17	121
ARA 3-1-1	1,169	0.0290	297		297	50	347
ARA Central Payroll	3,937	0.0978	999		999	167	1,166
ARA Regulatory Services	6,011	0.1494	1,525		1,525	255	1,780
IT - Director	16,224	0.4032	4,117		4,117	688	4,805
IT - Admin & Applications	3,895	0.0968	988		988	165	1,153
IT - Infrastructure	33,241	0.8260	8,436		8,436	1,409	9,845
Affirmative Action	3,304	0.0821	838		838	140	978
Mayor's Office	19,827	0.4927	5,032		5,032	840	5,872
Human Resources Dept.	76,702	1.9060	19,465		19,465	3,251	22,716
Legal Department	16,036	0.3985	4,070		4,070	680	4,750
City Secretary	1,309	0.0325	332		332	55	387
City Council	11,536	0.2867	2,928		2,928	489	3,417
City Controller's Office	21,512	0.5346	5,459		5,459	912	6,371
Municipal Court Administration	62,447	1.5518	15,848		15,848	2,647	18,495
Health Administration	48,578	1.2071	12,328		12,328	2,059	14,387
Planning & Development Admin	1,265	0.0314	321		321	54	375
PWE - Administration	341,137	8.4771	86,573		86,573	14,450	101,033
CJP Sal Rec PWE Adm	6,901	0.1715	1,751		1,751	293	2,044
HPD - Police Records	1,967	0.0489	499		499	83	582
HPD- Inspector General	1,356	0.0337	344		344	57	401



All Monetary Values Are \$ Dollars
MAXCARS © 2009 MAXIMUS, INC.
Report Output Prepared By Agency

City Of Houston, Texas
Full Cost Allocation Plan
Schedule 4 - Detail Activity Allocations
For Department Fin-Genl. Acctg

Activity - General Acctg.

Receiving Department	Allocation Units	Allocation Percentage	Gross Allocation	Direct Billed	Allocation Step1	Allocation Step2	Total Allocation
General Services Department	44,869	1.1150	11,387		11,387	1,902	13,289
HEC	3,637	0.0904	923		923	154	1,077
Police	277,513	6.8960	70,426		70,426	11,763	82,189
Fire	398,122	9.8931	101,034		101,034	16,878	117,912
Municipal Court Judicial	5,386	0.1338	1,367		1,367	228	1,595
Solid Waste Management	67,187	1.6696	17,050		17,050	2,848	19,898
Housing and Community Devp.	36,053	0.8959	9,149		9,149	1,528	10,677
Library	64,380	1.5998	16,338		16,338	2,729	19,067
Parks & Recreation	147,110	3.6556	37,333		37,333	6,236	43,569
Health & Human Services	148,623	3.6932	37,717		37,717	6,300	44,017
C&E Parking	6,232	0.1549	1,582		1,582	264	1,846
Fin-Econ. Dvpt	185	0.0046	47		47	8	55
ARA Ins. Mgmt.	947	0.0235	240		240	40	280
ARA Exec Svcs	879	0.0218	223		223	37	260
ARA-Other	20,186	0.5016	5,123		5,123	866	5,979
Planning & Development	13,937	0.3463	3,537		3,537	591	4,128
CIP S/R Planning	846	0.0210	215		215	36	251
CIP Sal Rec RE	20,427	0.5076	5,184		5,184	866	6,050
CIP S/R Engrg	37,797	0.9392	9,592		9,592	1,602	11,194
CIP S/R Constr.	23,275	0.5784	5,907		5,907	987	6,894
CIP S/R Eng/Const	465	0.0116	118		118	20	138
CIP S/R Geoenv.	4,059	0.1009	1,030		1,030	172	1,202
CIP S/R GSD	6,707	0.1667	1,702		1,702	284	1,986
Prop & Cas Legal	3,314	0.0824	841		841	140	981
PWE - Fleet Management	23,823	0.5920	6,046		6,046	1,010	7,056
Wkr Comp - HR	20,611	0.5122	5,231		5,231	874	6,105
Wkr Comp Legal	998	0.0248	253		253	42	295
HEC Director	737	0.0183	187		187	31	218
HEC - IT	3,237	0.0804	821		821	137	958
HEC - 9-1-1 Network	1,952	0.0485	495		495	83	578
HEC - Police Call Takers	2,930	0.0728	744		744	124	868
PWE-Sign Adm	5,676	0.1410	1,440		1,440	241	1,681

All Monetary Values Are \$ Dollars
MAXCARS © 2009 MAXIMUS, INC.
Report Output Prepared By Agency



City Of Houston, Texas
Full Cost Allocation Plan
Schedule .4 - Detail Activity Allocations
For Department Fin-Genl. Acctg

Activity - General Acctg.

Receiving Department	Allocation Units	Allocation Percentage	Gross Allocation	Direct Billed	Allocation Step1	Allocation Step2	Total Allocation
PWE-Bldg Insp.	32,246	0.8013	8,183		8,183	1,367	9,550
PWE - Stormwater Fund	22,297	0.5541	5,658		5,658	945	6,603
CABLE TV	3,197	0.0794	811		811	136	947
PWE - Houston Transtar	4,857	0.1207	1,233		1,233	206	1,439
TIRZ	732	0.0182	186		186	31	217
Houston Airport System (HAS)	201,780	5.0141	51,207		51,207	8,553	59,760
PWE - Water & Sewer System	244,789	6.0829	62,122		62,122	10,376	72,498
Conv and Ent Optns	37,015	0.9198	9,394		9,394	1,569	10,963
PWE Parking	1,399	0.0348	355		355	59	414
GSD Parking	40	0.0010	10		10	2	12
Health Benefits Fund	123,069	3.0582	31,232		31,232	5,217	36,449
SubTotal	4,024,238	100.0000	1,021,258		1,021,258	116,578	1,137,836
TOTAL	4,024,238	100.0000	1,021,258		1,021,258	116,578	1,137,836

Allocation Basis: Total number of revenue & expenditure transactions per dept.
 Allocation Source: Information Technology



All Monetary Values Are \$ Dollars.
 MAXCARS © 2009 MAXIMUS, INC.
 Report Output Prepared By Agency

City Of Houston, Texas
Full Cost Allocation Plan
Schedule .4 - Detail Activity Allocations
For Department Fin-Genl. Acctg

Activity - Fixed Assets	Allocation Units	Allocation Percentage	Gross Allocation	Direct Billed	Allocation Step1	Allocation Step2	Total Allocation
Receiving Department							
Fin-Dir. Office	14	0.1970	573		573		573
Fin-Genl. Acctg	6	0.0844	246		246		246
Fin.-Tax&Rev. Acctg.	3	0.0422	123		123		137
ARA 3-1-1	10	0.1407	409		409		456
IT - Admin & Applications	3	0.0422	123		123		137
IT - Infrastructure	61	0.8583	2,497		2,497		2,783
Affirmative Action	4	0.0563	164		164		183
Mayor's Office	17	0.2392	696		696		776
Human Resources Dept.	13	0.1829	532		532		593
Legal Department	26	0.3658	1,064		1,064		1,186
City Controller's Office	1	0.0141	41		41		46
Municipal Court Administration	4	0.0563	164		164		183
Health Administration	268	3.7709	10,972		10,972		12,228
Planning & Development Admin	4	0.0563	164		164		183
HPD - Police Records	5	0.0704	205		205		228
HPD- Inspector General	16	0.2251	655		655		730
General Services Department	169	2.3779	6,919		6,919		7,711
HEC	3	0.0422	123		123		137
Police	3,335	46.9257	136,536		136,536		152,165
Fire	1,347	18.9531	55,146		55,146		61,459
PWE - All Other	551	7.7529	22,558		22,558		25,140
Solid Waste Management	130	1.8292	5,322		5,322		5,931
Library	101	1.4211	4,135		4,135		4,608
Parks & Recreation	777	10.9329	31,810		31,810		35,451
Health & Human Services	164	2.3076	6,714		6,714		7,483
ARA-Other	29	0.4080	1,187		1,187		1,323
Planning & Development	14	0.1970	573		573		639
PWE Parking	32	0.4503	1,310		1,310		1,460
SubTotal	7,107	100.0000	290,961		290,961		324,175
TOTAL	7,107	100.0000	290,961		290,961		324,175

City Of Houston, Texas
Full Cost Allocation Plan
Schedule .4 - Detail Activity Allocations
For Department Fin-Genl. Acctg

Allocation Basis: Number of fixed and controlled assets

Allocation Source: Assets management report



All Monetary Values Are \$ Dollars
MAXCars © 2009 MAXIMUS, INC.
Report Output Prepared By Agency

City Of Houston, Texas
Full Cost Allocation Plan
Schedule 4 - Detail Activity Allocations
For Department Fin-Genl. Acctg

Activity - Auditing Svcs.

Receiving Department	Allocation Units	Allocation Percentage	Gross Allocation	Direct Billed	Allocation Step1	Allocation Step2	Total Allocation
Citywide General Government	1,269,996	31.5585	778,555		778,555		778,555
Fin-Dir. Office	1,380	0.0343	846		846		846
Fin-OMB	313	0.0078	192		192		192
Fin-Debt Svc	1,169	0.0290	717		717		717
Fin-Genl. Acctg	1,165	0.0290	714		714		714
Fin-Auditing	127	0.0032	78		78		78
Fin-Grants	364	0.0090	223		223		223
Fin-Tax&Rev. Acctg.	1,324	0.0329	812		812		812
ARA Director's Office	2,826	0.0702	1,732		1,732		1,732
ARA Admin Svcs	2,147	0.0534	1,316		1,316		1,316
ARA Strategic Purchasing	1,144	0.0284	701		701		701
ARA City Council Admin	408	0.0101	250		250		250
ARA 3-1-1	1,169	0.0290	717		717		717
ARA Central Payroll	3,937	0.0978	2,414		2,414		2,414
ARA Regulatory Services	6,011	0.1494	3,685		3,685		3,685
IT - Director	16,224	0.4032	9,946		9,946		9,946
IT - Admin & Applications	3,895	0.0968	2,388		2,388		2,388
IT - Infrastructure	33,241	0.8260	20,378		20,378		20,378
Affirmative Action	3,304	0.0821	2,026		2,026		2,026
Mayor's Office	19,827	0.4927	12,155		12,155		12,155
Human Resources Dept.	76,702	1.9060	47,022		47,022		47,022
Legal Department	16,036	0.3985	9,831		9,831		9,831
City Secretary	1,309	0.0325	802		802		802
City Council	11,536	0.2867	7,072		7,072		7,072
City Controller's Office	21,512	0.5346	13,188		13,188		13,188
Municipal Court Administration	62,447	1.5518	38,283		38,283		38,283
Health Administration	48,578	1.2071	29,780		29,780		29,780
Planning & Development Admin	1,265	0.0314	776		776		776
PWE - Administration	341,137	8.4771	209,131		209,131		209,131
CIP Sal Rec PWE Adm	6,901	0.1715	4,231		4,231		4,231
HPD - Police Records	1,967	0.0489	1,206		1,206		1,206
HPD - Inspector General	1,356	0.0337	831		831		831

All Monetary Values Are \$ Dollars
MAXCARS © 2009 MAXIMUS, INC.
Report Output Prepared By Agency



City Of Houston, Texas
Full Cost Allocation Plan
Schedule 4 - Detail Activity Allocations
For Department Fin-Genl. Acctg

Activity - Auditing Svcs.

Receiving Department	Allocation Units	Allocation Percentage	Gross Allocation	Direct Billed	Allocation Step1	Allocation Step2	Total Allocation
General Services Department	44,869	1.1150	27,507		27,507	4,594	32,101
HEC	3,637	0.0904	2,230		2,230	372	2,602
Police	277,513	6.8960	170,127		170,127	28,417	198,544
Fire	398,122	9.8931	244,066		244,066	40,767	284,833
Municipal Court Judicial	5,386	0.1338	3,302		3,302	552	3,854
Solid Waste Management	67,187	1.6696	41,188		41,188	6,880	48,068
Housing and Community Devp.	36,053	0.8959	22,102		22,102	3,692	25,794
Library	64,380	1.5998	39,468		39,468	6,592	46,060
Parks & Recreation	147,110	3.6556	90,185		90,185	15,064	105,249
Health & Human Services	148,623	3.6932	91,112		91,112	15,219	106,331
C&E Parking	6,232	0.1549	3,820		3,820	638	4,458
Fin-Econ. Dvpt	185	0.0046	113		113	19	132
ARA Ins. Mgmt.	947	0.0235	581		581	97	678
ARA Exec Svcs	879	0.0218	539		539	90	629
ARA-Other	20,186	0.5016	12,375		12,375	2,067	14,442
Planning & Development	13,937	0.3463	8,544		8,544	1,427	9,971
CIP S/R Planning	846	0.0210	519		519	87	606
CIP Sal Rec RE	20,427	0.5076	12,523		12,523	2,092	14,615
CIP S/R Engrg	37,797	0.9392	23,171		23,171	3,870	27,041
CIP S/R Constr.	23,275	0.5784	14,269		14,269	2,383	16,652
CIP S/R Eng/Const	465	0.0116	285		285	48	333
CIP S/R Geoenv.	4,059	0.1009	2,488		2,488	416	2,904
CIP S/R GSD	6,707	0.1667	4,112		4,112	687	4,799
Prop & Cas Legal	3,314	0.0824	2,032		2,032	339	2,371
PWE - Fleet Management	23,823	0.5920	14,605		14,605	2,439	17,044
Wkr Comp - HR	20,611	0.5122	12,635		12,635	2,111	14,746
Wkr Comp Legal	998	0.0248	612		612	102	714
HEC Director	737	0.0183	452		452	75	527
HEC - IT	3,237	0.0804	1,984		1,984	331	2,315
HEC - 9-1-1 Network	1,952	0.0485	1,197		1,197	200	1,397
HEC - Police Call Takers	2,930	0.0728	1,796		1,796	300	2,096
PWE-Sign Adm	5,676	0.1410	3,480		3,480	581	4,061



All Monetary Values Are \$ Dollars
MAXCARS © 2009 MAXIMUS, INC.
Report Output Prepared By Agency

City Of Houston, Texas
Full Cost Allocation Plan
Schedule 4 - Detail Activity Allocations
For Department Fin-Genl. Acctg

Activity - Auditing Svcs.

Receiving Department	Allocation Units	Allocation Percentage	Gross Allocation	Direct Billed	Allocation Step1	Allocation Step2	Total Allocation
PWE-Bldg Insp.	32,246	0.8013	19,768		19,768	3,302	23,070
PWE - Stormwater Fund	22,297	0.5541	13,669		13,669	2,283	15,952
CABLE TV	3,197	0.0794	1,960		1,960	327	2,287
PWE - Houston Transtar	4,857	0.1207	2,978		2,978	497	3,475
TIRZ	732	0.0182	449		449	75	524
Houston Airport System (HAS)	201,780	5.0141	123,700		123,700	20,662	144,362
PWE - Water & Sewer System	244,789	6.0829	150,066		150,066	25,066	175,132
Conv and Ent Ctrns	37,015	0.9198	22,692		22,692	3,790	26,482
PWE Parking	1,399	0.0348	858		858	143	1,001
GSD Parking	40	0.0010	25		25	4	29
Health Benefits Fund	123,069	3.0582	75,447		75,447	12,602	88,049
SubTotal	4,024,238	100.0000	2,467,029		2,467,029	281,615	2,748,644
TOTAL	4,024,238	100.0000	2,467,029		2,467,029	281,615	2,748,644

Allocation Basis: Total number of revenue & expenditure transactions per dept.
 Allocation Source: Information Technology



City Of Houston, Texas
Full Cost Allocation Plan
Schedule 5 - Allocation Summary
For Department Fin-Genl. Acctg

Receiving Department	Total	General Accty.	Fixed Assets	Auditing Svcs.
Citywide General Government	1,100,852	322,297	0	778,555
Fin-Dir. Office	1,769	350	573	846
Fin-OMB	271	79	0	192
Fin-Debt Svc	1,014	297	0	717
Fin-Genl. Acctg	1,256	296	246	714
Fin-Auditing	128	37	0	91
Fin-Grants	367	107	0	260
Fin-Tax&Rev. Acctg.	1,477	392	137	948
ARA Director's Office	2,858	837	0	2,021
ARA Admin Svcs	2,172	636	0	1,536
ARA Strategic Purchasing	1,156	338	0	818
ARA City Council Admin	413	121	0	292
ARA 3-1-1	1,640	347	456	837
ARA Central Payroll	3,983	1,166	0	2,817
ARA Regulatory Services	6,081	1,780	0	4,301
IT - Director	16,412	4,805	0	11,607
IT - Admin & Applications	4,077	1,153	137	2,787
IT - Infrastructure	36,410	9,845	2,783	23,782
Affirmative Action	3,525	978	183	2,364
Mayor's Office	20,833	5,872	776	14,185
Human Resources Dept.	78,185	22,716	593	54,876
Legal Department	17,409	4,750	1,186	11,473
City Secretary	1,323	387	0	936
City Council	11,670	3,417	0	8,253
City Controller's Office	21,808	6,371	46	15,391
Municipal Court	63,355	18,495	183	44,677
Health Administration	61,369	14,387	12,228	34,754
Planning & Development	1,464	375	183	906
PWE - Administration	345,096	101,033	0	244,063
CIP Sal Rec PWE Adm	6,982	2,044	0	4,938
HPD - Police Records	2,217	582	228	1,407
HPD- Inspector General	2,101	401	730	970
General Services Department	53,101	13,289	7,711	32,101
HEC	3,816	1,077	137	2,602
Police	432,898	82,189	152,165	198,544



All Monetary Values Are \$ Dollars
 MAXCARS © 2009 MAXIMUS, INC.
 Report Output Prepared By Agency

City Of Houston, Texas
Full Cost Allocation Plan
Schedule 5 - Allocation Summary
For Department Fin-Genl. Acctg

Receiving Department	Total	General Acctg.	Fixed Assets	Auditing Svcs.
Fire	464,204	117,912	61,459	284,833
Municipal Court Judicial	5,449	1,595	0	3,854
PWE - All Other	25,140	0	25,140	0
Solid Waste Management	73,897	19,898	5,931	48,068
Housing and Community	36,471	10,677	0	25,794
Library	69,735	19,067	4,608	46,060
Parks & Recreation	184,269	43,569	35,451	105,249
Health & Human Services	157,831	44,017	7,483	106,331
C&E Parking	6,304	1,846	0	4,458
Fin-Econ. Dvpt	187	55	0	132
ARA Ins. Mgmt.	958	280	0	678
ARA Exec Svcs	889	260	0	629
ARA-Other	21,744	5,979	1,323	14,442
Planning & Development	14,738	4,128	639	9,971
CIP S/R Planning	857	251	0	606
CIP Sal Rec RE	20,665	6,050	0	14,615
CIP S/R Engrg	38,235	11,194	0	27,041
CIP S/R Constr.	23,546	6,894	0	16,652
CIP S/R Eng/Const	471	138	0	333
CIP S/R GeoEnv.	4,106	1,202	0	2,904
CIP S/R GSD	6,785	1,986	0	4,799
Prop & Cas Legal	3,352	981	0	2,371
PWE - Fleet Management	24,100	7,056	0	17,044
Wkr Comp - HR	20,851	6,105	0	14,746
Wkr Comp Legal	1,009	295	0	714
HEC Director	745	218	0	527
HEC - IT	3,273	958	0	2,315
HEC - 9-1-1 Network	1,975	578	0	1,397
HEC - Police Call Takers	2,964	868	0	2,096
PWE-Sign Adm	5,742	1,681	0	4,061
PWE-Bldg Insp.	32,620	9,550	0	23,070
PWE - Stormwater Fund	22,555	6,603	0	15,952
CABLE TV	3,234	947	0	2,287
PWE - Houston Transtar	4,914	1,439	0	3,475
TIRZ	741	217	0	524
Houston Airport System	204,122	59,760	0	144,362



All Monetary Values Are \$ Dollars
MAXCars © 2009 MAXIMUS, INC.
Report Output Prepared By Agency

City Of Houston, Texas
Full Cost Allocation Plan
Schedule 5 - Allocation Summary
For Department Fin-Genl. Acctg

Receiving Department	Total	General Acctg.	Fixed Assets	Auditing Svcs.
PWE - Water & Sewer	247,630	72,498	0	175,132
Conv and Ent Optns	37,445	10,963	0	26,482
PWE Parking	2,875	414	1,460	1,001
GSD Parking	41	12	0	29
Health Benefits Fund	124,498	36,449	0	88,049
Direct Billed	0	0	0	0
Total	4,210,655	1,137,836	324,175	2,748,644



All Monetary Values Are \$ Dollars
 MAXCARS © 2009 MAXIMUS, INC.
 Report Output Prepared By Agency

**SCHEDULE 8.1
FY 2010 FULL COST PLAN**

**CITY OF HOUSTON, TEXAS
FY 2010 FULL COST ALLOCATION PLAN
FINANCE – AUDIT SERVICES
NATURE AND EXTENT OF SERVICES**

Audit Services, within the Finance Department, audits hotel occupancy taxes, tax abatement agreements, and conducts other special audits that are required. Its costs are allocated based on General and TIRZ funds operating expenditures.



City Of Houston, Texas
Full Cost Allocation Plan
Schedule .2 - Costs To Be Allocated
For Department Fin-Auditing

Expenditures Per Financial Statement:	1st Allocation	2nd Allocation	Sub-Total	Total
Citywide General Government	247,006			247,006
Fin-Dir. Office	9,964	955	10,919	
Fin-OMB	47,828	49,675	97,503	
Fin-Debt Svc	48	26	74	
Fin-Genl. Acctg	34	11	45	
Fin-Auditing	110	18	128	
Fin-Grants		49	49	
Fin-Tax&Rev. Acctg.		21	21	
ARA Admin Svcs		201	201	
ARA Strategic Purchasing		53,962	53,962	
ARA Central Payroll		4	4	
ARA Regulatory Services		182	182	
IT - Admin & Applications		405	405	
IT - Infrastructure		693	693	
Affirmative Action		824	824	
Mayor's Office		192	192	
Human Resources Dept.		458	458	
City Secretary		209	209	
City Council		56	56	
City Controller's Office		571	571	
		289	289	
Total Allocated Additions:	57,984	108,801	166,785	166,785
Total To Be Allocated:	304,990	108,801		413,791



All Monetary Values Are \$ Dollars
 MAXCars © 2009 MAXIMUS, INC.
 Report Output Prepared By Agency

City Of Houston, Texas
Full Cost Allocation Plan
Schedule .3 - Costs Allocated By Activity
For Department Fin-Auditing

	Total	General & Admin	Auditing
Wages & Benefits			
Salaries & Wages	155,057	0	155,057
Fringe Benefits	57,300	0	57,300
Other Expense & Cost			
Consumable Supplies	1,555	0	1,555
Contractual Services	33,094	0	33,094
Departmental Totals			
Total Expenditures	247,006	0	247,006
Deductions			
Total Deductions	0	0	0
Functional Cost	247,006	0	247,006
Allocation Step 1			
Inbound- All Others	57,984	57,984	0
Reallocate Admin Costs	(57,984)	0	57,984
1st Allocation	304,990	0	304,990
Allocation Step 2			
Inbound- All Others	108,801	108,801	0
Reallocate Admin Costs	(108,801)	0	108,801
2nd Allocation	108,801	0	108,801
Total For 100064000500002			
Total Allocated	413,791	0	413,791



All Monetary Values Are \$ Dollars
 MAXCars © 2009 MAXIMUS, INC.
 Report Output Prepared By Agency

* - Indicates Disallowed Expenditure

City Of Houston, Texas
Full Cost Allocation Plan
Schedule 4 - Detail Activity Allocations
For Department Fin-Auditing

Receiving Department	Allocation Units	Allocation Percentage	Gross Allocation	Direct Billed	Allocation Step1	Allocation Step2	Total Allocation
Activity - Auditing							
Fire	381,245,323	24.6977	75,325		75,325	28,307	103,632
Municipal Court Judicial	4,749,392	0.3077	938		938	353	1,291
PWE - All Other	86,145,998	5.5807	17,021		17,021	6,396	23,417
Solid Waste Management	70,439,996	4.5632	13,917		13,917	5,230	19,147
Housing and Community Devp.	472,569	0.0306	93		93	35	128
Library	34,845,123	2.2573	6,885		6,885	2,587	9,472
Parks & Recreation	63,562,842	4.1177	12,559		12,559	4,719	17,278
Health & Human Services	39,278,273	2.5445	7,760		7,760	2,916	10,676
Fin-Econ. Dvpt	700,273	0.0454	138		138	52	190
ARA Exec Svcs	3,099,171	0.2008	612		612	230	842
ARA-Other	1,144,182	0.0741	226		226	85	311
Planning & Development	7,550,768	0.4892	1,492		1,492	561	2,053
TIRZ	12,509,058	0.8104	2,472		2,472	929	3,401
SubTotal	1,543,648,358	100.0000	304,990		304,990	108,801	413,791
TOTAL	1,543,648,358	100.0000	304,990		304,990	108,801	413,791

Allocation Basis: Total FY 2008 General Fund Expenditures including TIRZ
 Allocation Source: Financial Summary Reports



All Monetary Values Are \$ Dollars
 MAXCARS © 2009 MAXIMUS, INC.
 Report Output Prepared By Agency

City Of Houston, Texas
Full Cost Allocation Plan
Schedule 5 - Allocation Summary
For Department Fin-Auditing

Receiving Department	Total	Auditing
Citywide General Government	14,259	14,259
Fin-Dir. Office	147	147
Fin-OMB	240	240
Fin-Debt Svc	73	73
Fin-Genl. Acctg	701	701
Fin-Auditing	49	49
Fin-Grants	53	53
Fin-Tax&Rev. Acctg.	314	314
ARA Director's Office	342	342
ARA Admin Svcs	523	523
ARA Strategic Purchasing	1,130	1,130
ARA City Council Admin	68	68
ARA 3-1-1	1,208	1,208
ARA Central Payroll	334	334
ARA Regulatory Services	589	589
IT - Director	597	597
IT - Admin & Applications	2,056	2,056
IT - Infrastructure	2,053	2,053
Affirmative Action	578	578
Mayor's Office	735	735
Human Resources Dept.	669	669
Legal Department	3,742	3,742
City Secretary	169	169
City Council	1,329	1,329
City Controller's Office	1,793	1,793
Municipal Court	4,434	4,434
Health Administration	3,067	3,067
Planning & Development	472	472
HPD - Police Records	1,034	1,034
HPD- Inspector General	689	689
General Services Department	12,159	12,159
Police	166,347	166,347
Fire	103,632	103,632
Municipal Court Judicial	1,291	1,291
PWE - All Other	23,417	23,417



All Monetary Values Are \$ Dollars
 MAXCARS © 2009 MAXIMUS, INC.
 Report Output Prepared By Agency

City Of Houston, Texas
Full Cost Allocation Plan
Schedule 5 - Allocation Summary
For Department Fin-Auditing

Receiving Department	Total	Auditing
Solid Waste Management	19,147	19,147
Housing and Community	128	128
Library	9,472	9,472
Parks & Recreation	17,278	17,278
Health & Human Services	10,676	10,676
Fin-Econ. Dypt	190	190
ARA Exec Svcs	842	842
ARA-Other	311	311
Planning & Development	2,053	2,053
TFRZ	3,401	3,401
Direct Billed	0	0
Total	413,791	413,791



All Monetary Values Are \$ Dollars
 MAXCARS © 2009 MAXIMUS, INC.
 Report Output Prepared By Agency

**SCHEDULE 9.1
FY 2010 FULL COST PLAN**

**CITY OF HOUSTON, TEXAS
FY 2010 FULL COST ALLOCATION PLAN
FINANCE- GRANTS MANAGEMENT
NATURE AND EXTENT OF SERVICES**

Grants Management is responsible for monitoring the activity of all federal and state grants the City receives. Costs have been allocated based upon total expenditures.



City Of Houston, Texas
Full Cost Allocation Plan
Schedule 2 - Costs To Be Allocated
For Department Fin-Grants

Expenditures Per Financial Statement:	1st Allocation	2nd Allocation	Sub-Total	Total
Citywide General Government	194,884			194,884
Fin-Dir. Office	12,757		13,978	
Fin-OMB	63,770	66,233	130,003	
Fin.-Debt Svc	138	75	213	
Fin-Genl. Acctg	27	9	36	
Fin-Auditing	315	52	367	
Fin-Grants	39	14	53	
Fin.-Tax&Rev. Acctg.		17	17	
ARA Admin Svcs		159	159	
ARA Strategic Purchasing		71,948	71,948	
ARA Central Payroll		2	2	
ARA Regulatory Services		243	243	
IT - Admin & Applications		320	320	
IT - Infrastructure		1,986	1,986	
Affirmative Action		2,359	2,359	
Mayor's Office		176	176	
Human Resources Dept.		611	611	
City Secretary		278	278	
City Council		44	44	
City Controller's Office		451	451	
		645	645	
Total Allocated Additions:	77,046	146,843	223,889	223,889
Total To Be Allocated:	271,930	146,843		418,773



All Monetary Values Are \$ Dollars
 MAXCARS © 2009 MAXIMUS, INC.
 Report Output Prepared By Agency

City Of Houston, Texas
Full Cost Allocation Plan
Schedule .3 - Costs Allocated By Activity
For Department Fin-Grants

	Total	General & Admin	Grants
Wages & Benefits			
Salaries & Wages	140,779	0	140,779
Fringe Benefits	51,577	0	51,577
Other Expense & Cost			
Consumable Supplies	2,095	0	2,095
Contractual Services	433	0	433
Departmental Totals			
Total Expenditures	194,884	0	194,884
Deductions			
Total Deductions	0	0	0
Functional Cost			
Allocation Step 1			
Inbound- All Others	194,884	0	194,884
Reallocate Admin Costs			
1st Allocation	77,046	(77,046)	0
Allocation Step 2			
Inbound- All Others	146,843	146,843	0
Reallocate Admin Costs			
2nd Allocation	146,843	(146,843)	0
Total For 10006400050003	418,773	0	418,773



All Monetary Values Are \$ Dollars
 MAXCars © 2009 MAXIMUS, INC.
 Report Output Prepared By Agency

* - Indicates Disallowed Expenditure

City Of Houston, Texas
Full Cost Allocation Plan
Schedule 4 - Detail Activity Allocations
For Department Fin-Grants

Activity - Grants	Receiving Department	Allocation Units	Allocation Percentage	Gross Allocation	Direct Billed	Allocation Step 1	Allocation Step 2	Total Allocation
	Citywide General Government	72,171,439	2.2501	6,119		6,119		6,119
	Fin-Dir. Office	742,702	0.0232	63		63		63
	Fin-OMB	1,218,225	0.0380	103		103		103
	Fin-Debt Svc	369,899	0.0115	31		31		31
	Fin-Genl. Acctg	3,549,887	0.1107	301		301		301
	Fin-Auditing	247,006	0.0077	21		21		21
	Fin-Grants	194,884	0.0061	17		17		17
	Fin.-Tax&Rev. Acctg.	1,154,053	0.0360	98		98		152
	ARA Director's Office	1,309,066	0.0408	111		111		172
	ARA Admin Svcs	1,922,235	0.0599	163		163		253
	ARA Strategic Purchasing	4,156,153	0.1296	352		352		547
	ARA City Council Admin	258,329	0.0081	22		22		34
	ARA 3-1-1	4,442,002	0.1385	377		377		585
	ARA Central Payroll	1,227,437	0.0383	104		104		162
	ARA Regulatory Services	2,227,297	0.0694	189		189		294
	IT - Director	2,639,936	0.0823	224		224		348
	IT - Admin & Applications	10,606,353	0.3307	899		899		1,397
	IT - Infrastructure	26,787,001	0.8351	2,271		2,271		3,528
	Affirmative Action	2,132,008	0.0665	181		181		281
	Mayor's Office	13,980,269	0.4359	1,185		1,185		1,841
	Human Resources Dept.	2,458,994	0.0767	208		208		323
	Legal Department	13,765,113	0.4291	1,167		1,167		1,813
	City Secretary	627,043	0.0195	53		53		82
	City Council	4,888,627	0.1524	414		414		643
	City Controller's Office	6,571,831	0.2049	557		557		865
	Municipal Court Administration	17,375,718	0.5417	1,473		1,473		2,288
	Health Administration	11,283,467	0.3518	957		957		1,487
	Planning & Development Admin	1,736,071	0.0541	147		147		228
	CIP Sal Rec PWE Adm	2,069,733	0.0645	175		175		272
	HPD - Police Records	3,804,332	0.1186	323		323		502
	HPD - Inspector General	2,536,039	0.0791	215		215		334
	General Services Department	236,318,403	7.3676	20,035		20,035		31,125

MAXIMUS
 ALL MONETARY VALUES ARE \$ DOLLARS
 MAXCARS © 2009 MAXIMUS, INC.
 Report Output Prepared By Agency

City Of Houston, Texas
Full Cost Allocation Plan
Schedule 4 - Detail Activity Allocations
For Department Fin-Grants

Activity - Grants	Receiving Department	Allocation Units	Allocation Percentage	Gross Allocation	Direct Billed	Allocation Step1	Allocation Step2	Total Allocation
HEC		19,631,771	0.6121	1,664		1,664	921	2,585
Police		692,452,164	21.5880	58,708		58,708	32,500	91,208
Fire		381,245,323	11.8859	32,321		32,321	17,891	50,212
Municipal Court/Judicial		4,749,392	0.1481	403		403	223	626
PWE - All Other		87,195,614	2.7185	7,392		7,392	4,092	11,484
Solid Waste Management		73,348,895	2.2868	6,218		6,218	3,442	9,660
Housing and Community Devp.		81,136,989	2.5296	6,879		6,879	3,808	10,687
Library		56,411,693	1.7587	4,782		4,782	2,647	7,429
Parks & Recreation		77,860,039	2.4274	6,601		6,601	3,654	10,255
Health & Human Services		108,906,320	3.3953	9,233		9,233	5,111	14,344
C&E Parking		2,559,617	0.0798	217		217	120	337
Fin-Econ. Dvpt		700,272	0.0218	59		59	33	92
ARA Ins. Mgmt.		10,214,553	0.3185	866		866	479	1,345
ARA Exec Svcs		3,149,645	0.0982	267		267	148	415
ARA-Other		4,683,150	0.1460	397		397	220	617
Planning & Development		7,690,293	0.2398	652		652	361	1,013
CIP S/R Planning		712,465	0.0222	60		60	33	93
CIP Sal Rec RE		2,390,415	0.0745	203		203	112	315
CIP S/R Engrg		8,969,504	0.2796	760		760	421	1,181
CIP S/R Constr.		8,159,376	0.2544	692		692	383	1,075
CIP S/R Eng/Const		363,325	0.0113	31		31	17	48
CIP S/R Geoenv.		963,625	0.0300	82		82	45	127
CIP S/R Other		2,034,494	0.0634	172		172	95	267
CIP S/R GSD		2,596,229	0.0809	220		220	122	342
Prop & Cas Legal		5,637,519	0.1758	478		478	265	743
PWE - Fleet Management		33,094,808	1.0318	2,806		2,806	1,553	4,359
W/kr Comp - HR		19,668,352	0.6132	1,667		1,667	923	2,590
W/kr Comp Legal		298,190	0.0093	25		25	14	39
PWE-Sign Adm		2,751,914	0.0858	233		233	129	362
PWE-Bldg Insp.		34,982,903	1.0906	2,966		2,966	1,642	4,608
PWE - Stormwater Fund		32,709,371	1.0198	2,773		2,773	1,535	4,308
CABLE TV		1,606,981	0.0501	136		136	75	211



All Monetary Values Are \$ Dollars
MAXCARS © 2009 MAXIMUS, INC.
Report Output Prepared By Agency

City Of Houston, Texas
Full Cost Allocation Plan
Schedule 4 - Detail Activity Allocations
For Department Fin-Grants

Receiving Department	Allocation Units	Allocation Percentage	Gross Allocation	Direct Billed	Allocation Step1	Allocation Step2	Total Allocation
PWE - Houston Transstar	2,798,457	0.0872	237		237	131	368
Houston Airport System (HAS)	297,517,249	9.2756	25,223		25,223	13,962	39,185
PWE - Water & Sewer System	355,871,428	11.0948	30,170		30,170	16,701	46,871
Conv and Ent Optns	56,128,400	1.7499	4,758		4,758	2,634	7,392
PWE Parking	1,003,181	0.0313	85		85	47	132
GSD Parking	545,932	0.0170	46		46	26	72
Health Benefits Fund	268,616,003	8.3745	22,773		22,773	12,606	35,379
Long Term Disability	1,412,965	0.0441	120		120	66	186
SubTotal	3,207,540,368	100.0000	271,930		271,930	146,843	418,773
TOTAL	3,207,540,368	100.0000	271,930		271,930	146,843	418,773

Allocation Basis: Total FY 2008 actual expenditures
Allocation Source: Financial summaries - Regina Dickson



All Monetary Values Are \$ Dollars
MAXCARS © 2009 MAXIMUS, INC.
Report Output Prepared By Agency

City Of Houston, Texas
Full Cost Allocation Plan
Schedule 5 - Allocation Summary
For Department Fin-Grants

Receiving Department	Total	Grants
Citywide General Government	6,119	6,119
Fin-Dir. Office	63	63
Fin-OMB	103	103
Fin-Debt Svc	31	31
Fin-Genl. Acctg	301	301
Fin-Auditing	21	21
Fin-Grants	17	17
Fin-Tax&Rev. Acctg.	152	152
ARA Director's Office	172	172
ARA Admin Svcs	253	253
ARA Strategic Purchasing	547	547
ARA City Council Admin	34	34
ARA 3-1-1	585	585
ARA Central Payroll	162	162
ARA Regulatory Services	294	294
IT - Director	348	348
IT - Admin & Applications	1,397	1,397
IT - Infrastructure	3,528	3,528
Affirmative Action	281	281
Mayor's Office	1,841	1,841
Human Resources Dept.	323	323
Legal Department	1,813	1,813
City Secretary	82	82
City Council	643	643
City Controller's Office	865	865
Municipal Court	2,288	2,288
Health Administration	1,487	1,487
Planning & Development	228	228
CIP Sal Rec PWE Adm	272	272
HPD - Police Records	502	502
HPD- Inspector General	334	334
General Services Department	31,125	31,125
HEC	2,585	2,585
Police	91,208	91,208
Fire	50,212	50,212



All Monetary Values Are \$ Dollars
 MAXCARS © 2009 MAXIMUS, INC.
 Report Output Prepared By Agency

City Of Houston, Texas
 Full Cost Allocation Plan
 Schedule .5 - Allocation Summary
 For Department Fin-Grants

Receiving Department	Total	Grants
Municipal Court Judicial	626	626
PWE - All Other	11,484	11,484
Solid Waste Management	9,660	9,660
Housing and Community	10,687	10,687
Library	7,429	7,429
Parks & Recreation	10,255	10,255
Health & Human Services	14,344	14,344
C&E Parking	337	337
Fin-Econ. Dvpt	92	92
ARA Ins. Mgmt.	1,345	1,345
ARA Exec Svcs	415	415
ARA-Other	617	617
Planning & Development	1,013	1,013
CIP S/R Planning	93	93
CIP Sal Rec RE	315	315
CIP S/R Engrg	1,181	1,181
CIP S/R Constr.	1,075	1,075
CIP S/R Eng/Const	48	48
CIP S/R GeoEnv.	127	127
CIP S/R Other	267	267
CIP S/R GSD	342	342
Prop & Cas Legal	743	743
PWE - Fleet Management	4,359	4,359
Wkr Comp - HR	2,590	2,590
Wkr Comp Legal	39	39
PWE-Sign Adm	362	362
PWE-Bldg Insp.	4,608	4,608
PWE - Stormwater Fund	4,308	4,308
CABLE TV	211	211
PWE - Houston Transtar	368	368
Houston Airport System	39,185	39,185
PWE - Water & Sewer	46,871	46,871
Conv and Ent Optns	7,392	7,392
PWE Parking	132	132
GSD Parking	72	72
Health Benefits Fund	35,379	35,379



All Monetary Values Are \$ Dollars
 MAXCARS © 2009 MAXIMUS, INC.
 Report Output Prepared By Agency

City Of Houston, Texas
Full Cost Allocation Plan
Schedule 5 - Allocation Summary
For Department Fin-Grants

Receiving Department	Total	Grants
Long Term Disability	186	186
Direct Billed	0	0
Total	418,773	418,773



All Monetary Values Are \$ Dollars
 MAXCars © 2009 MAXIMUS, INC.
 Report Output Prepared By Agency


**SCHEDULE 10.1
FY 2010 FULL COST PLAN**

**CITY OF HOUSTON, TEXAS
FY 2010 FULL COST ALLOCATION PLAN
FINANCE - TAX AND REVENUE ACCOUNTING
NATURE AND EXTENT OF SERVICES**

The Tax and Revenue Accounting Division of the Finance Department accounts for the collection of all city taxes. It is also responsible for the preparation of General fund cash flow forecasts and performing property tax rate setting procedures. Costs have been allocated based upon total General fund expenditures, including TRZ.

City Of Houston, Texas
Full Cost Allocation Plan
Schedule 2 - Costs To Be Allocated
For Department Fin.-Tax&Rev. Acctg.

Expenditures Per Financial Statement:	1st Allocation	2nd Allocation	Sub-Total	Total
Equipment Usage Charge	1,154,053		2,946	1,154,053
Citywide General Government	2,946		21,686	
Fin-Dir. Office	19,774	1,912	162,505	
Fin-Dir. Office	79,713	82,792	774	
Fin-OMB	501	273	211	
Fin.-Debt Svc	158	53	1,477	
Fin-Genl. Acctg	1,271	206	314	
Fin-Auditing	228	86	152	
Fin-Grants	98	54	941	
Fin.-Tax&Rev. Acctg.		941	90,121	
ARA Admin Svcs		90,121	9	
ARA Strategic Purchasing		9	304	
ARA Central Payroll		304	1,894	
ARA Regulatory Services		1,894	7,226	
IT - Admin & Applications		7,226	8,585	
IT - Infrastructure		8,585	766	
Affirmative Action		766	763	
Mayor's Office		763	348	
Human Resources Dept.		348	263	
City Secretary		263	2,670	
City Council		2,670	2,505	
City Controller's Office		2,505		
Total Allocated Additions:	104,689	201,771	306,460	306,460
Total To Be Allocated:	1,258,742	201,771		1,460,513



All Monetary Values Are \$ Dollars
 MAXCars © 2009 MAXIMUS, INC.
 Report Output Prepared By Agency

City Of Houston, Texas
 Full Cost Allocation Plan
 Schedule .3 - Costs Allocated By Activity
 For Department Fin.-Tax&Rev. Acctg.

	Total	General & Admin	Services
Wages & Benefits			
Salaries & Wages	279,113	0	279,113
Fringe Benefits	104,064	0	104,064
Other Expense & Cost			
Consumable Supplies	1,853	0	1,853
Contractual Services	769,023	0	769,023
Departmental Totals			
Total Expenditures	1,154,053	0	1,154,053
Deductions			
Total Deductions	0	0	0
Functional Cost			
Allocation Step 1	1,154,053	0	1,154,053
Allocation Step 1			
Inbound- All Others	104,689	104,689	0
Reallocate Admin Costs	(104,689)	(104,689)	104,689
1st Allocation	1,258,742	0	1,258,742
Allocation Step 2			
Inbound- All Others	201,771	201,771	0
Reallocate Admin Costs	(201,771)	(201,771)	201,771
2nd Allocation	201,771	0	201,771
Total For 10006400050004			
Total Allocated	1,460,513	0	1,460,513



All Monetary Values Are \$ Dollars
 MAXCARS © 2009 MAXIMUS, INC.
 Report Output Prepared By Agency

* - Indicates Disallowed Expenditure

City Of Houston, Texas
Full Cost Allocation Plan
Schedule .4 - Detail Activity Allocations
For Department Fin.-Tax&Rev. Acctg.

Activity - Services	Receiving Department	Allocation Units	Allocation Percentage	Gross Allocation	Direct Billed	Allocation Step1	Allocation Step2	Total Allocation
	Citywide General Government	72,171,439	4.6754	58,851		58,851		58,851
	Fin-Dir. Office	742,702	0.0481	606		606		606
	Fin-OMB	1,212,274	0.0785	989		989		989
	Fin.-Debt Svc	369,899	0.0240	302		302		302
	Fin-Genl. Acctg	3,549,887	0.2300	2,895		2,895		2,895
	Fin-Auditing	247,007	0.0160	201		201		201
	Fin-Grants	194,883	0.0126	159		159		159
	Fin.-Tax&Rev. Acctg.	1,154,054	0.0748	941		941		941
	ARA Director's Office	1,259,240	0.0816	1,027		1,027	174	1,201
	ARA Admin Svcs	1,923,102	0.1246	1,568		1,568	265	1,833
	ARA Strategic Purchasing	4,156,153	0.2692	3,389		3,389	573	3,962
	ARA City Council Admin	249,595	0.0162	204		204	34	238
	ARA 3-1-1	4,442,002	0.2878	3,622		3,622	612	4,234
	ARA Central Payroll	1,227,437	0.0795	1,001		1,001	169	1,170
	ARA Regulatory Services	2,164,669	0.1402	1,765		1,765	298	2,063
	IT - Director	2,196,999	0.1423	1,792		1,792	303	2,095
	IT - Admin & Applications	7,563,884	0.4900	6,168		6,168	1,042	7,210
	IT - Infrastructure	7,552,372	0.4893	6,158		6,158	1,041	7,199
	Affirmative Action	2,125,805	0.1377	1,733		1,733	293	2,026
	Mayor's Office	2,700,747	0.1750	2,202		2,202	372	2,574
	Human Resources Dept.	2,458,994	0.1593	2,005		2,005	339	2,344
	Legal Department	13,765,113	0.8917	11,225		11,225	1,897	13,122
	City Secretary	624,387	0.0404	509		509	86	595
	City Council	4,888,627	0.3167	3,986		3,986	674	4,660
	City Controller's Office	6,596,032	0.4273	5,379		5,379	909	6,288
	Municipal Court Administration	16,313,265	1.0568	13,302		13,302	2,248	15,550
	Health Administration	11,283,467	0.7310	9,201		9,201	1,555	10,756
	Planning & Development Admin	1,736,070	0.1125	1,416		1,416	239	1,655
	HPD - Police Records	3,804,332	0.2465	3,102		3,102	524	3,626
	HPD- Inspector General	2,536,039	0.1643	2,068		2,068	350	2,418
	General Services Department	44,732,189	2.8978	36,476		36,476	6,165	42,641
	Police	611,962,725	39.6436	499,015		499,015	84,342	583,357



All Monetary Values Are \$ Dollars
MAXCARS © 2009 MAXIMUS, INC.
Report Output Prepared By Agency

City Of Houston, Texas
Full Cost Allocation Plan
Schedule .4 - Detail Activity Allocations
For Department Fin.-Tax&Rev. Acctg.

Activity - Services

Receiving Department	Allocation Units	Allocation Percentage	Gross Allocation	Direct Billed	Allocation Step1	Allocation Step2	Total Allocation
Fire	381,245,323	24.6977	310,880		310,880	52,544	363,424
Municipal Court Judicial	4,749,392	0.3077	3,873		3,873	655	4,528
PWE - All Other	86,145,998	5.5807	70,246		70,246	11,873	82,119
Solid Waste Management	70,439,996	4.5632	57,439		57,439	9,708	67,147
Housing and Community Devp.	472,569	0.0306	385		385	65	450
Library	34,845,123	2.2573	28,414		28,414	4,802	33,216
Parks & Recreation	63,562,842	4.1177	51,831		51,831	8,760	60,591
Health & Human Services	39,278,273	2.5445	32,029		32,029	5,413	37,442
Fin-Econ. Dvpt	700,273	0.0454	571		571	97	668
ARA Exec Svcs	3,099,171	0.2008	2,527		2,527	427	2,954
ARA-Other	1,144,182	0.0741	933		933	158	1,091
Planning & Development	7,550,766	0.4892	6,157		6,157	1,041	7,198
TIRZ	12,509,058	0.8104	10,200		10,200	1,724	11,924
SubTotal	1,543,648,358	100.0000	1,258,742		1,258,742	201,771	1,460,513
TOTAL	1,543,648,358	100.0000	1,258,742		1,258,742	201,771	1,460,513

Allocation Basis: Total FY 2008 General Fund Expenditures including TIRZ
Allocation Source: Financial Summary Reports



All Monetary Values Are \$ Dollars
MAXCARS © 2009 MAXIMUS, INC.
Report Output Prepared By Agency

City Of Houston, Texas
Full Cost Allocation Plan
Schedule .5 - Allocation Summary
For Department Fin.-Tax&Rev. Acctg.

Receiving Department	Total	Services
Citywide General Government	58,851	58,851
Fin-Dir. Office	606	606
Fin-OMB	989	989
Fin-Debt Svc	302	302
Fin-Genl. Acctg.	2,895	2,895
Fin-Auditing	201	201
Fin-Grants	159	159
Fin.-Tax&Rev. Acctg.	941	941
ARA Director's Office	1,201	1,201
ARA Admin Svcs	1,833	1,833
ARA Strategic Purchasing	3,962	3,962
ARA City Council Admin	238	238
ARA 3-1-1	4,234	4,234
ARA Central Payroll	1,170	1,170
ARA Regulatory Services	2,063	2,063
IT - Director	2,095	2,095
IT - Admin & Applications	7,210	7,210
IT - Infrastructure	7,199	7,199
Affirmative Action	2,026	2,026
Mayor's Office	2,574	2,574
Human Resources Dept.	2,344	2,344
Legal Department	13,122	13,122
City Secretary	595	595
City Council	4,660	4,660
City Controller's Office	6,288	6,288
Municipal Court	15,550	15,550
Health Administration	10,756	10,756
Planning & Development	1,655	1,655
HPD - Police Records	3,626	3,626
HPD-Inspector General	2,418	2,418
General Services Department	42,641	42,641
Police	583,357	583,357
Fire	363,424	363,424
Municipal Court Judicial	4,528	4,528
PWE - All Other	82,119	82,119



All Monetary Values Are \$ Dollars
MAXCARS © 2009 MAXIMUS, INC.
Report Output Prepared By Agency

City Of Houston, Texas
Full Cost Allocation Plan
Schedule .5 - Allocation Summary
For Department Fin.-Tax&Rev. Acctg.

Receiving Department	Total	Services
Solid Waste Management	67,147	67,147
Housing and Community	450	450
Library	33,216	33,216
Parks & Recreation	60,591	60,591
Health & Human Services	37,442	37,442
Fin-Econ. Dvpt	668	668
ARA Exec Svcs	2,954	2,954
ARA-Other	1,091	1,091
Planning & Development	7,198	7,198
TIRZ	11,924	11,924
Direct Billed	0	0
Total	1,460,513	1,460,513



All Monetary Values Are \$ Dollars
 MAXCars © 2009 MAXIMUS, INC.
 Report Output Prepared By Agency

**SCHEDULE 11.1
FY 2010 FULL COST PLAN**

**CITY OF HOUSTON, TEXAS
FY 2010 FULL COST ALLOCATION PLAN
ADMINISTRATION AND REGULATORY AFFAIRS - DIRECTOR'S OFFICE
NATURE AND EXTENT OF SERVICES**

The Director's Office of the Administration and Regulatory Affairs Department (ARA) implements and monitors policies, procedures, and other controls regarding administrative and regulatory affairs of the CITY OF HOUSTON, TEXAS. The costs of the Director's Office have been allocated based on the number of full time equivalent positions assigned to each administered department.

City Of Houston, Texas
Full Cost Allocation Plan
Schedule 2 - Costs To Be Allocated
For Department ARA Director's Office

Expenditures Per Financial Statement:	1st Allocation	2nd Allocation	Sub-Total	Total
Transfers	1,292,644			1,292,644
Total Deductions:	(33,404)			(33,404)
Building Usage Charge	61,259		61,259	
Citywide General Government	20,973	2,036	23,009	
Fin-OMB	1,069	583	1,652	
Fin.-Debt Svc	179	60	239	
Fin-Genl. Acctg	2,449	409	2,858	
Fin-Auditing	249	93	342	
Fin-Grants	111	61	172	
Fin.-Tax&Rev. Acctg.	1,027	174	1,201	
ARA Director's Office		27,532	27,532	
ARA Admin Svcs		415	415	
ARA Strategic Purchasing		2,269	2,269	
ARA 3-1-1		30,660	30,660	
ARA Central Payroll		334	334	
ARA Regulatory Services		2,067	2,067	
IT - Admin & Applications		15,422	15,422	
IT - Infrastructure		18,324	18,324	
Affirmative Action		866	866	
Mayor's Office		840	840	
Human Resources Dept.		35,210	35,210	
Legal Department		57,101	57,101	
City Secretary		299	299	
City Council		3,028	3,028	
City Controller's Office		4,936	4,936	
General Services Department		298,098	298,098	
Total Allocated Additions:	87,316	500,817	588,133	588,133



All Monetary Values Are \$ Dollars
MAXCars © 2009 MAXIMUS, INC.
Report Output Prepared By Agency

City Of Houston, Texas
Full Cost Allocation Plan
Schedule 2 - Costs To Be Allocated
For Department ARA Director's Office

Total To Be Allocated:	<u>1,346,556</u>	<u>500,817</u>	<u>1,847,373</u>
------------------------	------------------	----------------	------------------



All Monetary Values Are \$ Dollars
MAXCars © 2009 MAXIMUS, INC.
Report Output Prepared By Agency

City Of Houston, Texas
Full Cost Allocation Plan
Schedule .3 - Costs Allocated By Activity
For Department ARA Director's Office

	Total	General & Admin	Dept Admin
Wages & Benefits			
Salaries & Wages	331,789	0	331,789
Fringe Benefits	112,522	0	112,522
Other Expense & Cost			
Supplies	96,548	0	96,548
Contractual Services	699,486	0	699,486
Other	18,895	0	18,895
*Transfers	33,404	33,404	0
Departmental Totals			
Total Expenditures	1,292,644	33,404	1,259,240
Deductions			
Total Deductions	(33,404)	(33,404)	0
Functional Cost			
Allocation Step 1	1,259,240	0	1,259,240
Allocation Step 2			
Inbound- All Others	87,316	87,316	0
Reallocate Admin Costs	1,346,556	(87,316)	87,316
1st Allocation	1,346,556	0	1,346,556
Allocation Step 2			
Inbound- All Others	500,817	500,817	0
Reallocate Admin Costs	500,817	(500,817)	500,817
2nd Allocation	500,817	0	500,817
Total For 10006500010000 ARA	1,847,373	0	1,847,373
Total Allocated	1,847,373	0	1,847,373



All Monetary Values Are \$ Dollars
MAXCARS © 2009 MAXIMUS, INC.
Report Output Prepared By Agency

* - Indicates Disallowed Expenditure

City Of Houston, Texas
Full Cost Allocation Plan
Schedule 4 - Detail Activity Allocations
For Department ARA Director's Office

Receiving Department	Allocation Units	Allocation Percentage	Gross Allocation	Direct Billed	Allocation Step1	Allocation Step2	Total Allocation
ARA Director's Office	5	2.0446	27,532		27,532		27,532
ARA Admin Svcs	23	8.5502	115,133		115,133	43,715	158,848
ARA Strategic Purchasing	47	17.4721	235,272		235,272	89,330	324,602
ARA 3-1-1	88	32.8253	442,010		442,010	167,827	609,837
ARA Central Payroll	18	6.7286	90,605		90,605	34,401	125,006
ARA Regulatory Services	38	14.2751	192,222		192,222	72,984	265,206
ARA Ins. Mgmt.	3	1.4126	19,022		19,022	7,222	26,244
ARA Exec Svcs	15	5.9108	79,592		79,592	30,220	109,812
ARA-Other	29	10.7807	145,168		145,168	55,118	200,286
SubTotal	269	100.0000	1,346,556		1,346,556	500,817	1,847,373
TOTAL	269	100.0000	1,346,556		1,346,556	500,817	1,847,373

Allocation Basis: Number of full time equivalent positions administered - ARA
 Allocation Source: Human Resources



All Monetary Values Are \$ Dollars
 MAXCARS © 2009 MAXIMUS, INC.
 Report Output Prepared By Agency

City Of Houston, Texas
Full Cost Allocation Plan
Schedule .5 - Allocation Summary
For Department ARA Director's Office

Receiving Department	Total	Dept Admin
ARA Director's Office	27,532	27,532
ARA Admin Svcs	158,848	158,848
ARA Strategic Purchasing	324,602	324,602
ARA 3-1-1	609,837	609,837
ARA Central Payroll	125,006	125,006
ARA Regulatory Services	265,206	265,206
ARA Ins. Mgmt.	26,244	26,244
ARA Exec Svcs	109,812	109,812
ARA-Other	200,286	200,286
Direct Billed	0	0
Total	1,847,373	1,847,373



All Monetary Values Are \$ Dollars
 MAXCARS © 2009 MAXIMUS, INC.
 Report Output Prepared By Agency

SCHEDULE 12.1
FY 2010 FULL COST PLAN

CITY OF HOUSTON, TEXAS
FY 2010 FULL COST ALLOCATION PLAN
ADMINISTRATION AND REGULATORY AFFAIRS - ADMINISTRATIVE SERVICES
NATURE AND EXTENT OF SERVICES

The Administrative Services Division provides various support services for many of the City's departments. Responsibilities include providing departmental administrative and accounting supports, managing fixed assets for the ARA and Finance Department, processing payroll functions, and providing human resource support for the ARA and Finance Department. The identified activities and basis used for cost allocation are as follows:

- **Business Office** – Costs of departmental administrative and accounting supports have been allocated based upon the number of full time equivalent positions in departments served.
- **Mailroom** - Costs associated with the mailroom have been allocated based upon the number of full time equivalent positions in departments served.
- **Payroll** – Costs of payroll activities have been allocated based on the number of General Fund full time equivalent positions served.
- **Records Management** – Costs of maintaining records per state statute are allocated based on the number boxes in storage.
- **Property** – Costs associated with the disposal of City property have been allocated based upon the number of fixed and controlled assets.

City Of Houston, Texas
Full Cost Allocation Plan
Schedule 2 - Costs To Be Allocated
For Department ARA Admin Svcs

Expenditures Per Financial Statement:	1st Allocation	2nd Allocation	Sub-Total	Total
Principle Retirement	1,923,102			1,923,102
	(867)			
Total Deductions:	(867)			(867)
Citywide General Government	76,649	7,350	83,999	
Fin-OMB	812	443	1,255	
Fin.-Debt Svc	263	88	351	
Fin-Genl. Acctg	1,861	311	2,172	
Fin-Auditing	380	143	523	
Fin-Grants	163	90	253	
Fin.-Tax&Rev. Acctg.	1,568	265	1,833	
ARA Director's Office	115,133	43,715	158,848	
ARA Admin Svcs		311	311	
ARA Strategic Purchasing		303	303	
ARA Central Payroll		1,398	1,398	
ARA Regulatory Services		3,156	3,156	
IT - Admin & Applications		11,716	11,716	
IT - Infrastructure		13,922	13,922	
Affirmative Action		1,492	1,492	
Mayor's Office		3,511	3,511	
Human Resources Dept.		1,600	1,600	
City Secretary		439	439	
City Council		4,447	4,447	
City Controller's Office		4,080	4,080	
Total Allocated Additions:	196,829	98,780	295,609	295,609
Total To Be Allocated:	2,119,064	98,780		2,217,844



All Monetary Values Are \$ Dollars
MAXCARS © 2009 MAXIMUS, INC.
Report Output Prepared By Agency

City Of Houston, Texas
Full Cost Allocation Plan
Schedule .3 - Costs Allocated By Activity
For Department ARA Admin Svcs

	Total	General & Admin	Business Office	Mailroom	Payroll
Wages & Benefits					
Salaries & Wages	1,232,108	0	528,575	67,790	142,201
Fringe Benefits	466,744	0	180,773	28,233	52,736
Other Expense & Cost					
Supplies	22,379	0	11,008	1,899	0
Contractual Services	201,004	0	49,736	27,072	1,179
* Principle Retirement	867	867	0	0	0
Departmental Totals					
Total Expenditures	1,923,102	867	770,092	124,994	196,116
Deductions					
Total Deductions	(867)	(867)	0	0	0
Functional Cost					
Allocation Step 1	1,922,235	0	770,092	124,994	196,116
Inbound- All Others	196,829	196,829	0	0	0
Reallocate Admin Costs	(196,829)	(196,829)	78,855	12,799	20,081
1st Allocation	2,119,064	0	848,947	137,793	216,197
Allocation Step 2					
Inbound- All Others	98,780	98,780	0	0	0
Reallocate Admin Costs	(98,780)	(98,780)	39,573	6,423	10,078
2nd Allocation	98,780	0	39,573	6,423	10,078
Total For 10006500070002 ARA					
Total Allocated	2,217,844	0	888,520	144,216	226,275



* - Indicates Disallowed Expenditure

City Of Houston, Texas
 Full Cost Allocation Plan
 Schedule .3 - Costs Allocated By Activity
 For Department ARA Admin Svcs

	Records Management	Property
Wages & Benefits		
Salaries & Wages	279,029	214,513
Fringe Benefits	106,322	98,680
Other Expense & Cost		
Supplies	2,020	7,452
Contractual Services	44,007	79,010
* Principle Retirement	0	0
Departmental Totals		
Total Expenditures	431,378	399,655
Deductions		
Total Deductions	0	0
Functional Cost		
Allocation Step 1	431,378	399,655
Allocation Step 2		
Inbound- All Others	0	0
Reallocate Admin Costs	44,171	40,923
1st Allocation	475,549	440,578
Allocation Step 2		
Inbound- All Others	0	0
Reallocate Admin Costs	22,168	20,538
2nd Allocation	22,168	20,538
Total For 10065500070002 ARA	497,717	461,116
Total Allocated	497,717	461,116



All Monetary Values Are \$ Dollars
 MAXCARS © 2009 MAXIMUS, INC.
 Report Output Prepared By Agency

City Of Houston, Texas
 Full Cost Allocation Plan

Schedule 4 - Detail Activity Allocations
 For Department ARA Admin Svcs

Activity - Business Office

Receiving Department	Allocation Units	Allocation Percentage	Gross Allocation	Direct Billed	Allocation Step1	Allocation Step2	Total Allocation
Fin-Dir. Office	4	8.1967	69,586		69,586		69,586
Fin-OMB	15	28.7796	244,323		244,323		244,323
Fin.-Debt Svc	3	6.3752	54,122		54,122		54,122
Fin-Genl. Acctg	11	20.2186	171,645		171,645		171,645
Fin-Auditing	3	5.4645	46,391		46,391		46,391
Fin-Grants	4	7.2860	61,854		61,854		61,854
Fin.-Tax&Rev. Acctg.	5	9.1075	77,318		77,318		77,318
Fin-Econ. Dvpt	8	14.5719	123,708		123,708	39,573	163,281
SubTotal	54	100.0000	848,947		848,947	39,573	888,520
TOTAL	54	100.0000	848,947		848,947	39,573	888,520

Allocation Basis: Number of full time equivalent positions administered in Finance
 Allocation Source: Human Resources



City Of Houston, Texas
Full Cost Allocation Plan
Schedule 4 - Detail Activity Allocations
For Department ARA Admin Svcs

Activity - Mailroom

Receiving Department	Allocation Units	Allocation Percentage	Gross Allocation	Direct Billed	Allocation Step1	Allocation Step2	Total Allocation
Fin-Dir. Office	4	8.1967	11,295		11,295		11,295
Fin-OMB	15	28.7796	39,655		39,655		39,655
Fin-Debt Svc	3	6.3752	8,785		8,785		8,785
Fin-Genl. Acctg	11	20.2186	27,860		27,860		27,860
Fin-Auditing	3	5.4645	7,530		7,530		7,530
Fin-Grants	4	7.2860	10,040		10,040		10,040
Fin.-Tax&Rev. Acctg.	5	9.1075	12,549		12,549		12,549
Fin-Econ. Dvpt	8	14.5719	20,079		20,079	6,423	26,502
SubTotal	54	100.0000	137,793		137,793	6,423	144,216
TOTAL	54	100.0000	137,793		137,793	6,423	144,216

Allocation Basis: Number of full time equivalent positions administered in Finance
 Allocation Source: Human Resources



All Monetary Values Are \$ Dollars
 MAXCARS © 2009 MAXIMUS, INC.
 Report Output Prepared By Agency

City Of Houston, Texas
Full Cost Allocation Plan
Schedule 4 - Detail Activity Allocations
For Department ARA Admin Svcs

Activity - Payroll

Receiving Department	Allocation Units	Allocation Percentage	Gross Allocation	Direct Billed	Allocation Step1	Allocation Step2	Total Allocation
Fin-Dir. Office	4.50	0.0282	61		61		61
Fin-OMB	15.80	0.0989	214		214		214
Fin.-Debt Svc	3.50	0.0219	47		47		47
Fin-Genl. Acctg	11.10	0.0695	150		150		150
Fin-Auditing	3.00	0.0188	41		41		41
Fin-Grants	4.00	0.0250	54		54		54
Fin.-Tax&Rev. Acctg.	5.00	0.0313	68		68		68
ARA Director's Office	5.20	0.0326	70		70		70
ARA Admin Svcs	23.00	0.1440	311		311		311
ARA Strategic Purchasing	47.00	0.2942	636		636		666
ARA 3-1-1	88.30	0.5528	1,195		1,195	30	1,251
ARA Central Payroll	18.10	0.1133	245		245	11	256
ARA Regulatory Services	38.40	0.2404	520		520	24	544
IT - Director	18.40	0.1152	249		249	12	261
IT - Admin & Applications	41.40	0.2592	560		560	26	586
IT - Infrastructure	80.50	0.5039	1,090		1,090	51	1,141
Affirmative Action	32.40	0.2028	439		439	21	460
Mayor's Office	39.60	0.2479	536		536	25	561
Human Resources Dept.	39.10	0.2448	529		529	25	554
Legal Department	158.70	0.9935	2,148		2,148	101	2,249
City Secretary	11.10	0.0695	150		150	7	157
City Council	71.40	0.4470	966		966	45	1,011
City Controller's Office	74.70	0.4676	1,011		1,011	47	1,058
Municipal Court Administration	262.20	1.6414	3,549		3,549	166	3,715
Health Administration	114.90	0.7193	1,555		1,555	73	1,628
Planning & Development Admin	19.80	0.1240	268		268	13	281
Convention and Entertainment	0.40	0.0025	5		5		5
HPD - Police Records	93.40	0.5847	1,264		1,264	59	1,323
HPD- Inspector General	10.30	0.0645	139		139	7	146
General Services Department	237.80	1.4887	3,218		3,218	151	3,369
Police	6,745.30	42.2266	91,293		91,293	4,276	95,569
File	4,381.20	27.4271	59,297		59,297	2,777	62,074

City Of Houston, Texas
Full Cost Allocation Plan
Schedule 4 - Detail Activity Allocations
For Department ARA Admin Svcs

Receiving Department	Allocation Units	Allocation Percentage	Gross Allocation	Direct Billed	Allocation Step1	Allocation Step2	Total Allocation
Municipal Court Judicial	49.40	0.3093	669		669	31	700
PWE - All Other	556.20	3.4819	7,528		7,528	353	7,881
Solid Waste Management	655.00	4.1004	8,865		8,865	415	9,280
Housing and Community Devp.	1.30	0.0081	18		18	1	19
Library	497.30	3.1132	6,731		6,731	315	7,046
Parks & Recreation	815.80	5.1070	11,041		11,041	517	11,558
Health & Human Services	569.60	3.5658	7,709		7,709	361	8,070
Fin-Econ. Dvpt	8.00	0.0501	108		108	5	113
ARA Exec Svcs	15.90	0.0995	215		215	10	225
ARA-Other	28.20	0.1765	382		382	18	400
Planning & Development	77.30	0.4839	1,046		1,046	49	1,095
PWE-Bldg Insp.	0.30	0.0019	4		4		4
PWE - Houston Transtar	0.20	0.0013	3		3		3
SubTotal	15,974.00	100.0000	216,197		216,197	10,078	226,275
TOTAL	15,974.00	100.0000	216,197		216,197	10,078	226,275

Allocation Basis: Total General Fund full time equivalent positions
 Allocation Source: FTE summary - Ms. Zhou



City Of Houston, Texas
Full Cost Allocation Plan

Schedule 4 - Detail Activity Allocations
For Department ARA Admin Svcs

Activity - Records Management

Receiving Department	Allocation Units	Allocation Percentage	Gross Allocation	Direct Billed	Allocation Step1	Allocation Step2	Total Allocation
ARA Director's Office	116	0.0726	345		345		345
ARA Regulatory Services	13,133	8.2185	39,083		39,083	1,823	40,906
IT - Director	231	0.1446	687		687	32	719
Affirmative Action	308	0.1927	917		917	43	960
Mayor's Office	1,318	0.8248	3,922		3,922	183	4,105
Human Resources Dept.	6,386	3.9963	19,004		19,004	887	19,891
Legal Department	20,584	12.8813	61,257		61,257	2,858	64,115
City Council	397	0.2484	1,181		1,181	55	1,236
City Controller's Office	13,057	8.1709	38,857		38,857	1,813	40,670
PWE - Administration	37,871	23.6992	112,703		112,703	5,256	117,959
General Services Department	2,139	1.3386	6,366		6,366	297	6,663
HEC	181	0.1133	539		539	25	564
Police	37,158	23.2531	110,580		110,580	5,158	115,738
Fire	3,370	2.1089	10,029		10,029	468	10,497
Municipal Court Judicial	68	0.0426	202		202	9	211
Solid Waste Management	2,151	1.3461	6,401		6,401	299	6,700
Housing and Community Devp.	2,406	1.5057	7,160		7,160	334	7,494
Library	413	0.2585	1,229		1,229	57	1,286
Parks & Recreation	1,381	0.8642	4,110		4,110	192	4,302
Health & Human Services	14,282	8.9375	42,502		42,502	1,983	44,485
Planning & Development	415	0.2597	1,235		1,235	58	1,293
Houston Airport System (HAS)	1,611	1.0081	4,794		4,794	224	5,018
Conv and Ent Opts	822	0.5144	2,446		2,446	114	2,560
SubTotal	159,798	100.0000	475,549		475,549	22,168	497,717
TOTAL	159,798	100.0000	475,549		475,549	22,168	497,717

Allocation Basis: Number of boxes in storage per dept.
 Allocation Source: Records Management



All Monetary Values Are \$ Dollars
 MAXCARS © 2009 MAXIMUS, INC.
 Report Output Prepared By Agency

City Of Houston, Texas
Full Cost Allocation Plan
Schedule 4 - Detail Activity Allocations
For Department ARA Admin Svcs

Activity - Property	Receiving Department	Allocation Units	Allocation Percentage	Gross Allocation	Direct Billed	Allocation Step1	Allocation Step2	Total Allocation
Fin-Dir. Office		14	0.1970	868		868		868
Fin-Genl. Acctg		6	0.0844	372		372		372
Fin.-Tax&Rev. Acctg.		3	0.0422	186		186		186
ARA 3-1-1		10	0.1407	620		620		649
IT - Admin & Applications		3	0.0422	186		186	9	195
IT - Infrastructure		61	0.8583	3,782		3,782	177	3,959
Affirmative Action		4	0.0563	248		248	12	260
Mayor's Office		17	0.2392	1,054		1,054	49	1,103
Human Resources Dept.		13	0.1829	806		806	38	844
Legal Department		26	0.3658	1,612		1,612	75	1,687
City Controller's Office		1	0.0141	62		62	3	65
Municipal Court Administration		4	0.0563	248		248	12	260
Health Administration		268	3.7709	16,614		16,614	777	17,391
Planning & Development Admin		4	0.0563	248		248	12	260
HPD - Police Records		5	0.0704	310		310	14	324
HPD- Inspector General		16	0.2251	992		992	46	1,038
General Services Department		169	2.3779	10,477		10,477	490	10,967
HEC		3	0.0422	186		186	9	195
Police		3,335	46.9257	206,741		206,741	9,668	216,409
Fire		1,347	18.9631	83,503		83,503	3,905	87,408
PWE - All Other		551	7.7529	34,158		34,158	1,597	35,755
Solid Waste Management		130	1.8292	8,059		8,059	377	8,436
Library		101	1.4211	6,261		6,261	293	6,554
Parks & Recreation		777	10.9329	48,168		48,168	2,253	50,421
Health & Human Services		164	2.3076	10,167		10,167	475	10,642
ARA-Other		29	0.4080	1,798		1,798	84	1,882
Planning & Development		14	0.1970	868		868	41	909
PWE Parking		32	0.4503	1,984		1,984	93	2,077
SubTotal		7,107	100.0000	440,578		440,578	20,538	461,116
TOTAL		7,107	100.0000	440,578		440,578	20,538	461,116

City Of Houston, Texas
Full Cost Allocation Plan
Schedule 4 - Detail Activity Allocations
For Department ARA Admin Svcs

Allocation Basis: Number of fixed and controlled assets

Allocation Source: Assets management report



All Monetary Values Are \$ Dollars
MAXCars © 2009 MAXIMUS, INC.
Report Output Prepared By Agency

City Of Houston, Texas
Full Cost Allocation Plan
Schedule 5 - Allocation Summary
For Department ARA Admin Svcs

Receiving Department	Total	Business Office	Mailroom	Payroll	Records Management	Property
Fin-Dir. Office	81,810	69,586	11,295	61	0	868
Fin-OMB	284,192	244,323	39,655	214	0	0
Fin-Debt Svc	62,954	54,122	8,785	47	0	0
Fin-Genl. Acctg	200,027	171,645	27,860	150	0	372
Fin-Auditing	53,962	46,391	7,530	41	0	0
Fin-Grants	71,948	61,854	10,040	54	0	0
Fin-Tax&Rev. Acctg.	90,121	77,318	12,549	68	0	186
ARA Director's Office	415	0	0	70	345	0
ARA Admin Svcs	311	0	0	311	0	0
ARA Strategic Purchasing	666	0	0	666	0	0
ARA 3-1-1	1,900	0	0	1,251	0	649
ARA Central Payroll	256	0	0	256	0	0
ARA Regulatory Services	41,450	0	0	544	40,906	0
IT - Director	980	0	0	261	719	0
IT - Admin & Applications	781	0	0	586	0	195
IT - Infrastructure	5,100	0	0	1,141	0	3,959
Affirmative Action	1,680	0	0	460	960	260
Mayor's Office	5,769	0	0	561	4,105	1,103
Human Resources Dept.	21,289	0	0	554	19,891	844
Legal Department	68,051	0	0	2,249	64,115	1,687
City Secretary	157	0	0	157	0	0
City Council	2,247	0	0	1,011	1,236	0
City Controller's Office	41,793	0	0	1,058	40,670	65
Municipal Court	3,975	0	0	3,715	0	260
Health Administration	19,019	0	0	1,628	0	17,391
Planning & Development	541	0	0	281	0	260
PWE - Administration	117,959	0	0	0	117,959	0
Convention and Entertainment	5	0	0	5	0	0
HPD - Police Records	1,647	0	0	1,323	0	324
HPD- Inspector General	1,184	0	0	146	0	1,038
General Services Department	20,999	0	0	3,369	6,663	10,967
HEC	759	0	0	0	564	195
Police	427,716	0	0	95,569	115,738	216,409
Fire	159,979	0	0	62,074	10,497	87,408
Municipal Court Judicial	911	0	0	700	211	0



All Monetary Values Are \$ Dollars
MAXCARS © 2009 MAXIMUS, INC.
Report Output Prepared By Agency

City Of Houston, Texas
Full Cost Allocation Plan
Schedule 5 - Allocation Summary
For Department ARA Admin Svcs

Receiving Department	Total	Business Office	Mailroom	Payroll	Records Management	Property
PWE - All Other	43,636	0	0	7,881	0	35,755
Solid Waste Management	24,416	0	0	9,280	6,700	8,436
Housing and Community	7,513	0	0	19	7,494	0
Library	14,886	0	0	7,046	1,286	6,554
Parks & Recreation	66,281	0	0	11,558	4,302	50,421
Health & Human Services	63,197	0	0	8,070	44,485	10,642
Fin-Econ. Dvpt	189,896	0	26,502	113	0	0
ARA Exec Svcs	225	0	0	225	0	0
ARA-Other	2,282	0	0	400	0	1,882
Planning & Development	3,297	0	0	1,095	1,293	909
PWE-Bldg Insp.	4	0	0	4	0	0
PWE - Houston Transtar	3	0	0	3	0	0
Houston Airport System	5,018	0	0	0	5,018	0
Conv and Ent Opts	2,560	0	0	0	2,560	0
PWE Parking	2,077	0	0	0	0	2,077
Direct Billed	0	0	0	0	0	0
Total	2,217,844	888,520	144,216	226,275	497,717	461,116



All Monetary Values Are \$ Dollars
 MAXCARS © 2009 MAXIMUS, INC.
 Report Output Prepared By Agency

SCHEDULE 13.1
FY 2010 FULL COST PLAN

CITY OF HOUSTON, TEXAS
FY 2010 FULL COST ALLOCATION PLAN
ADMINISTRATION AND REGULATORY AFFAIRS - STRATEGIC PURCHASING
NATURE AND EXTENT OF SERVICES

The General Fund functions of the Strategic Purchasing Division are to develop, implement and manage citywide policies and procedures for purchasing goods and services. Strategic Purchasing ensures the City's cost is minimized through the issuance of P-Cards, purchase orders, and contracts. The following activities have been identified and allocated:

- **Supply** – Costs of supply activities have been allocated based on the number of purchase transactions processed.
- **Formal Contracts** – Costs of reviewing and negotiating contractual services have been allocated based on the number of formal contracts awarded.



City Of Houston, Texas
Full Cost Allocation Plan
Schedule .2 - Costs To Be Allocated
For Department ARA Strategic Purchasing

Expenditures Per Financial Statement:	1st Allocation	2nd Allocation	Sub-Total	Total
Citywide General Government	4,156,153			4,156,153
Fin-OMB	157,186	15,062	172,248	
Fin-Debt Svc	433	236	669	
Fin-Genl. Acctg	568	190	758	
Fin-Auditing	991	165	1,156	
Fin-Grants	821	309	1,130	
Fin-Tax&Rev. Acctg.	352	195	547	
ARA Director's Office	3,389	573	3,962	
ARA Admin Svcs	235,272	89,330	324,602	
ARA Strategic Purchasing	636	30	666	
ARA Central Payroll		471	471	
ARA Regulatory Services		2,856	2,856	
IT - Admin & Applications		6,821	6,821	
IT - Infrastructure		6,243	6,243	
Affirmative Action		7,418	7,418	
Mayor's Office		3,185	3,185	
Human Resources Dept.		7,174	7,174	
City Secretary		3,270	3,270	
City Council		949	949	
City Controller's Office		9,615	9,615	
		3,287	3,287	
Total Allocated Additions:	399,648	157,379	557,027	557,027
Total To Be Allocated:	4,555,801	157,379		4,713,180



All Monetary Values Are \$ Dollars
MAXCars © 2009 MAXIMUS, INC.
Report Output Prepared By Agency

City Of Houston, Texas
Full Cost Allocation Plan
Schedule .3 - Costs Allocated By Activity
For Department ARA Strategic Purchasing

	Total	General & Admin	Supply	Formal Contracts
Wages & Benefits				
Salaries & Wages	2,550,548	929,930	331,571	1,289,047
Fringe Benefits	934,552	340,738	121,492	472,322
Other Expense & Cost				
Supplies	23,940	8,729	3,112	12,099
Contractual Svcs	618,225	225,405	80,369	312,451
Other	28,888	10,533	3,755	14,600
Departmental Totals				
Total Expenditures	4,156,153	1,515,335	540,299	2,100,519
Deductions				
Total Deductions	0	0	0	0
Functional Cost	4,156,153	1,515,335	540,299	2,100,519
Allocation Step 1				
Inbound- All Others	399,648	399,648	0	0
Reallocate Admin Costs		(1,914,983)	391,796	1,523,187
1st Allocation	4,555,801	0	932,095	3,623,706
Allocation Step 2				
Inbound- All Others	157,379	157,379	0	0
Reallocate Admin Costs		(157,379)	32,199	125,180
2nd Allocation	157,379	0	32,199	125,180
Total For 1000650020000 ARA				
Total Allocated	4,713,180	0	964,294	3,748,886



All Monetary Values Are \$ Dollars
 MAXCARS © 2009 MAXIMUS, INC.
 Report Output Prepared By Agency

* - Indicates Disallowed Expenditure

City Of Houston, Texas
Full Cost Allocation Plan
Schedule 4 - Detail Activity Allocations
For Department ARA Strategic Purchasing

Receiving Department	Allocation Units	Allocation Percentage	Gross Allocation	Direct Billed	Allocation Step1	Allocation Step2	Total Allocation
Citywide General Government	10,825	1.4240	13,273		13,273		13,273
Fin-Dir. Office	255	0.0335	313		313		313
Fin-OMB	40	0.0053	49		49		49
Fin-Debt Svc	688	0.0905	844		844		844
Fin-Genl. Acctg	87	0.0114	107		107		107
Fin-Auditing	3	0.0004	4		4		4
Fin-Grants	2	0.0003	2		2		2
Fin-Tax&Rev. Acctg.	7	0.0009	9		9		9
ARA Director's Office	336	0.0442	412		412		412
ARA Admin Svcs	247	0.0325	303		303		303
ARA Strategic Purchasing	384	0.0505	471		471		471
ARA City Council Admin	61	0.0080	75		75	3	78
ARA 3-1-1	105	0.0138	129		129	5	134
ARA Central Payroll	794	0.1045	974		974	34	1,008
ARA Regulatory Services	344	0.0453	422		422	15	437
IT - Director	1,207	0.1588	1,480		1,480	52	1,532
IT - Admin & Applications	6,196	0.8151	7,597		7,597	267	7,864
IT - Infrastructure	6,244	0.8214	7,656		7,656	269	7,925
Affirmative Action	505	0.0664	619		619	22	641
Mayor's Office	4,491	0.5908	5,507		5,507	194	5,701
Human Resources Dept.	19,260	2.5337	23,616		23,616	830	24,446
Legal Department	8,008	1.0535	9,819		9,819	345	10,164
City Secretary	80	0.0105	98		98	3	101
City Council	1,455	0.1914	1,784		1,784	63	1,847
City Controller's Office	2,165	0.2848	2,655		2,655	93	2,748
Municipal Court Administration	15,985	2.1028	19,600		19,600	689	20,289
Health Administration	21,798	2.8675	26,728		26,728	939	27,667
Planning & Development Admin	470	0.0618	576		576	20	596
PWE - Administration	99,006	13.0244	121,396		121,396	4,266	125,662
CIP Sal Rec PWE Adm	1,683	0.2214	2,064		2,064	73	2,137
Convention and Entertainment	6,919	0.9102	8,484		8,484	298	8,782
HPD - Police Records	59	0.0078	72		72	3	75

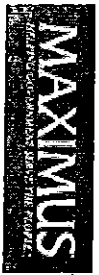
All Monetary Values Are \$ Dollars
MAXCARS © 2009 MAXIMUS, INC.
Report Output: Prepared By Agency



City Of Houston, Texas
Full Cost Allocation Plan
Schedule 4 - Detail Activity Allocations
For Department ARA Strategic Purchasing

Activity - Supply	Receiving Department	Allocation Units	Allocation Percentage	Gross Allocation	Direct Billed	Allocation Step1	Allocation Step2	Total Allocation
HPD- Inspector General	General Services Department	86	0.0113	105		105	4	109
HEC		28,163	3.7048	34,533		34,533	1,213	35,746
Police		1,442	0.1897	1,768		1,768	62	1,830
Fire		74,489	9.7990	91,336		91,336	3,210	94,546
Municipal Court Judicial		71,727	9.4357	87,949		87,949	3,091	91,040
Solid Waste Management		2,677	0.3522	3,282		3,282	115	3,397
Housing and Community Devp.		36,418	4.7908	44,655		44,655	1,569	46,224
Library		14,400	1.8943	17,657		17,657	620	18,277
Parks & Recreation		37,734	4.9639	46,268		46,268	1,626	47,894
Health & Human Services		58,165	7.6516	71,320		71,320	2,506	73,826
C&E Parking		43,265	5.6915	53,050		53,050	1,864	54,914
Fin-Econ. Dypt		2,189	0.2880	2,684		2,684	94	2,778
ARA Ins. Mgmt.		14	0.0018	17		17	1	18
ARA Exec Svcs		379	0.0499	465		465	16	481
ARA-Other		92	0.0121	113		113	4	117
Planning & Development		5,778	0.7601	7,085		7,085	249	7,334
CIP S/R Planning		1,841	0.2422	2,257		2,257	79	2,336
CIP Sal Rec RE		98	0.0129	120		120	4	124
CIP S/R Engrg		353	0.0464	433		433	15	448
CIP S/R Engrg		539	0.0709	661		661	23	684
CIP S/R Engr/Const		637	0.0838	781		781	27	808
CIP S/R Geoenv.		18	0.0024	22		22	1	23
CIP S/R Other		87	0.0114	107		107	4	111
CIP S/R GSD		97	0.0128	119		119	4	123
Prop & Cas Legal		11	0.0014	13		13		13
PW/E - Fleet Management		2,796	0.3678	3,428		3,428	120	3,548
Wkr Comp - HR		10,092	1.3276	12,375		12,375	435	12,810
Wkr Comp Legal		2,402	0.3160	2,945		2,945	103	3,048
HEC Director		113	0.0149	139		139	5	144
HEC - IT		74	0.0097	91		91	3	94
HEC - 9-1-1 Network		1,507	0.1982	1,848		1,848	65	1,913
		387	0.0509	475		475	17	492

All Monetary Values Are \$ Dollars
 MAXCARS © 2009 MAXIMUS, INC.
 Report Output: Prepared By Agency



City Of Houston, Texas
Full Cost Allocation Plan
Schedule 4 - Detail Activity Allocations
For Department ARA Strategic Purchasing

Receiving Department	Allocation Units	Allocation Percentage	Gross Allocation	Direct Billed	Allocation Step1	Allocation Step2	Total Allocation
HEC - Police Call Takers	268	0.0353	329		329	12	341
PWE-Sign Adm	676	0.0889	829		829	29	858
PWE-Bldg Insp.	7,897	1.0388	9,683		9,683	340	10,023
PWE - Stormwater Fund	4,941	0.6500	6,059		6,059	213	6,272
CABLE TV	595	0.0783	730		730	26	756
PWE - Houston Transfer	2,270	0.2986	2,783		2,783	98	2,881
TIRZ	324	0.0426	397		397	14	411
Houston Airport System (HAS)	65,631	8.6337	80,475		80,475	2,828	83,303
PWE - Water & Sewer System	61,900	8.1429	75,900		75,900	2,667	78,567
Conv and Ent Optns	6,643	0.8739	8,145		8,145	286	8,431
PWE Parking	387	0.0509	475		475	17	492
Health Benefits Fund	857	0.1127	1,051		1,051	37	1,088
SubTotal	760,168	100.0000	932,095		932,095	32,199	964,294
TOTAL	760,168	100.0000	932,095		932,095	32,199	964,294

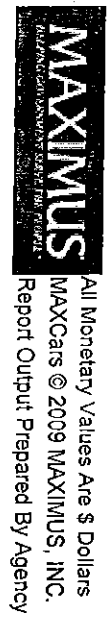
Allocation Basis: number of purchase transactions per dept.
 Allocation Source: SAP



City Of Houston, Texas
Full Cost Allocation Plan
Schedule 4 - Detail Activity Allocations
For Department ARA Strategic Purchasing

Activity - Formal Contracts

Receiving Department	Allocation Units	Allocation Percentage	Gross Allocation	Direct Billed	Allocation Step1	Allocation Step2	Total Allocation
Citywide General Government	50	2.5628	92,868		92,868		92,868
ARA Director's Office	1	0.0513	1,857		1,857		1,857
IT - Admin & Applications	1	0.0513	1,857		1,857	66	1,923
IT - Infrastructure	1	0.0513	1,857		1,857	66	1,923
Mayor's Office	9	0.4613	16,716		16,716	593	17,309
Human Resources Dept.	12	0.6151	22,288		22,288	791	23,079
City Controller's Office	2	0.1025	3,715		3,715	132	3,847
Health Administration	16	0.8201	29,718		29,718	1,054	30,772
PWE - Administration	264	13.5315	490,343		490,343	17,393	507,736
Convention and Entertainment	11	0.5638	20,431		20,431	725	21,156
General Services Department	11	0.5638	20,431		20,431	725	21,156
Police	47	2.4090	87,296		87,296	3,097	90,393
Fire	30	1.5377	55,721		55,721	1,977	57,698
Solid Waste Management	289	14.8129	536,777		536,777	19,041	555,818
Housing and Community Devp.	448	22.9626	832,096		832,096	29,516	861,612
Library	55	2.8191	102,155		102,155	3,624	105,779
Parks & Recreation	96	4.9206	178,306		178,306	6,325	184,631
Health & Human Services	2	0.1025	3,715		3,715	132	3,847
ARA Ins. Mgmt.	3	0.1538	5,572		5,572	198	5,770
ARA-Other	2	0.1025	3,715		3,715	132	3,847
Planning & Development	1	0.0513	1,857		1,857	66	1,923
CIP S/R Eng'g	2	0.1025	3,715		3,715	132	3,847
CIP S/R Constr.	8	0.4100	14,859		14,859	527	15,386
CIP S/R GSD	2	0.1025	3,715		3,715	132	3,847
Wkr Comp - HR	6	0.3075	11,144		11,144	395	11,539
PWE-Bldg Insp.	2	0.1025	3,715		3,715	132	3,847
PWE - Stormwater Fund	6	0.3075	11,144		11,144	395	11,539
CABLE TV	1	0.0513	1,857		1,857	66	1,923
PWE - Houston Transtar	1	0.0513	1,857		1,857	66	1,923
Houston Airport System (HAS)	102	5.2281	189,451		189,451	6,720	196,171
PWE - Water & Sewer System	458	23.4749	850,670		850,670	30,172	880,842
Conv and Ent Opns	7	0.3588	13,001		13,001	461	13,462



All Monetary Values Are \$ Dollars
MAXCARS © 2009 MAXIMUS, INC.
Report Output Prepared By Agency

City Of Houston, Texas
 Full Cost Allocation Plan

Schedule .4 - Detail Activity Allocations
 For Department ARA Strategic Purchasing

Activity - Formal Contracts

Receiving Department	Allocation Units	Allocation Percentage	Gross Allocation	Direct Billed	Allocation Step1	Allocation Step2	Total Allocation
Health Benefits Fund	5	0.2563	9,287		9,287	329	9,616
SubTotal	1,951	100.0000	3,623,706		3,623,706	125,180	3,748,886
TOTAL	1,951	100.0000	3,623,706		3,623,706	125,180	3,748,886

Allocation Basis: Number of formal contract type transactions
 Allocation Source: Fin. & Adm. - Strategic Purchasing



City Of Houston, Texas
Full Cost Allocation Plan
Schedule .5 - Allocation Summary
For Department ARA Strategic Purchasing

Receiving Department	Total	Supply	Formal Contracts
Citywide General Government	106,141	13,273	92,868
Fin-Dir. Office	313	313	0
Fin-OMB	49	49	0
Fin.-Debt Svc	844	844	0
Fin-Genl. Acctg	107	107	0
Fin-Auditing	4	4	0
Fin-Grants	2	2	0
Fin.-Tax&Rev. Acctg.	9	9	0
ARA Director's Office	2,269	412	1,857
ARA Admin Svcs	303	303	0
ARA Strategic Purchasing	471	471	0
ARA City Council Admin	78	78	0
ARA 3-1-1	134	134	0
ARA Central Payroll	1,008	1,008	0
ARA Regulatory Services	437	437	0
IT - Director	1,532	1,532	0
IT - Admin & Applications	9,787	7,864	1,923
IT - Infrastructure	9,848	7,925	1,923
Affirmative Action	641	641	0
Mayor's Office	23,010	5,701	17,309
Human Resources Dept.	47,525	24,446	23,079
Legal Department	10,164	10,164	0
City Secretary	101	101	0
City Council	1,847	1,847	0
City Controller's Office	6,595	2,748	3,847
Municipal Court	20,289	20,289	0
Health Administration	58,439	27,667	30,772
Planning & Development	596	596	0
PWE - Administration	633,398	125,662	507,736
CIP Sal Rec PWE Adm	2,137	2,137	0
Convention and Entertainment	29,938	8,782	21,156
HPD - Police Records	75	75	0
HPD- Inspector General	109	109	0
General Services Department	56,902	35,746	21,156
HEC	1,830	1,830	0



All Monetary Values Are \$ Dollars
MAXCARS © 2009 MAXIMUS, INC.
Report Output Prepared By Agency

City Of Houston, Texas
Full Cost Allocation Plan
Schedule .5 - Allocation Summary
For Department ARA Strategic Purchasing

Receiving Department	Total	Supply	Formal Contracts
Police	184,939	94,546	90,393
Fire	148,738	91,040	57,698
Municipal Court, Judicial	3,397	3,397	0
Solid Waste Management	602,042	46,224	555,818
Housing and Community	879,889	18,277	861,612
Library	153,673	47,894	105,779
Parks & Recreation	258,457	73,826	184,631
Health & Human Services	58,761	54,914	3,847
C&E Parking	2,778	2,778	0
Fin-Econ. Dvpt	18	18	0
ARA Ins. Mgmt.	6,251	481	5,770
ARA Exec Svcs	117	117	0
ARA-Other	11,181	7,334	3,847
Planning & Development	4,259	2,336	1,923
CIP S/R Planning	124	124	0
CIP Sal Rec RE	448	448	0
CIP S/R Engrg	4,531	684	3,847
CIP S/R Constr.	16,194	808	15,386
CIP S/R Eng/Const	23	23	0
CIP S/R Geoenv.	111	111	0
CIP S/R Other	123	123	0
CIP S/R GSD	3,860	13	3,847
Prop & Cas Legal	3,548	3,548	0
PWE - Fleet Management	12,810	12,810	0
W/kr Comp - HR	14,587	3,048	11,539
W/kr Comp Legal	144	144	0
HEC Director	94	94	0
HEC - IT	1,913	1,913	0
HEC - 9-1-1 Network	492	492	0
HEC - Police Call Takers	341	341	0
PWE-Sign Adm	858	858	0
PWE-Bldg Insp.	13,870	10,023	3,847
PWE - Stormwater Fund	17,811	6,272	11,539
CABLE TV	2,679	756	1,923
PWE - Houston Transtar	4,804	2,881	1,923
TRRZ	411	411	0

All Monetary Values Are \$ Dollars
MAXCARS © 2009 MAXIMUS, INC.
Report Output Prepared By Agency



City Of Houston, Texas
Full Cost Allocation Plan
Schedule .5 - Allocation Summary
For Department ARA Strategic Purchasing

Receiving Department	Total	Supply	Formal Contracts
Houston Airport System	279,474	83,303	196,171
PWE - Water & Sewer	959,409	78,567	880,842
Conv and Ent Opns	21,893	8,431	13,462
PWE Parking	492	492	0
Health Benefits Fund	10,704	1,088	9,616
Direct Billed	0	0	0
Total	4,713,180	964,294	3,748,886



All Monetary Values Are \$ Dollars
 MAXCARS © 2009 MAXIMUS, INC.
 Report Output Prepared By Agency

**SCHEDULE 14.1
FY 2010 FULL COST PLAN**

**CITY OF HOUSTON, TEXAS
FY 2010 FULL COST ALLOCATION PLAN
ADMINISTRATION AND REGULATORY AFFAIRS - CITY COUNCIL ADMINISTRATION
NATURE AND EXTENT OF SERVICES**

The City Council Administration Division manages all of the administrative functions of the City Council such as payroll, accounts payable, and human resources. The costs have been directly allocated to City Council.



City Of Houston, Texas
Full Cost Allocation Plan
Schedule .2 - Costs To Be Allocated
For Department ARA City Council Admin

Expenditures Per Financial Statement:	1st Allocation	2nd Allocation	Sub-Total	Total
Citywide General Government	258,329			258,329
Fin-OMB	1,069	110	1,179	
Fin.-Debt Svc	154	84	238	
Fin-Genl. Acctg	35	12	47	
Fin-Auditing	354	59	413	
Fin-Grants	49	19	68	
Fin.-Tax&Rev. Acctg.	22	12	34	
ARA Strategic Purchasing	204	34	238	
ARA Regulatory Services	75	3	78	
IT - Admn & Applications		410	410	
IT - Infrastructure		2,227	2,227	
Affirmative Action		2,646	2,646	
City Secretary		155	155	
City Council		59	59	
City Controller's Office		598	598	
Total Allocated Additions:		737	737	
Total To Be Allocated:	1,962	7,165	9,127	9,127
	260,291	7,165		267,456



All Monetary Values Are \$ Dollars
 MAXCARS © 2009 MAXIMUS, INC.
 Report Output Prepared By Agency

City Of Houston, Texas
Full Cost Allocation Plan
Schedule .3 - Costs Allocated By Activity
For Department ARA City Council Admin

	Total	General & Admin	Council Svcs
Wages & Benefits			
Salaries & Wages	183,927	0	183,927
Fringe Benefits	51,682	0	51,682
Other Expense & Cost			
Supplies	3,757	0	3,757
Contractual Svcs	10,229	0	10,229
Other	8,734	0	8,734
Departmental Totals			
Total Expenditures	258,329	0	258,329
Deductions			
Total Deductions	0	0	0
Functional Cost	258,329	0	258,329
Allocation Step 1			
Inbound- All Others	1,962	1,962	0
Reallocate Admin Costs	(1,962)	0	1,962
1st Allocation	260,291	0	260,291
Allocation Step 2			
Inbound- All Others	7,165	7,165	0
Reallocate Admin Costs	(7,165)	0	7,165
2nd Allocation	7,165	0	7,165
Total For 10006500040000 ARA			
Total Allocated	267,456	0	267,456

All Monetary Values Are \$ Dollars
 MAXCARS © 2009 MAXIMUS, INC.
 Report Output Prepared By Agency



* - Indicates Disallowed Expenditure

City Of Houston, Texas
Full Cost Allocation Plan
Schedule .4 - Detail Activity Allocations
For Department ARA City Council Admin

Receiving Department	Allocation Units	Allocation Percentage	Gross Allocation	Direct Billed	Allocation Step1	Allocation Step2	Total Allocation
City Council	100	100.0000	260,291		260,291	7,165	267,456
SubTotal	100	100.0000	260,291		260,291	7,165	267,456
TOTAL	100	100.0000	260,291		260,291	7,165	267,456

Allocation Basis: Direct allocation to City Council
 Allocation Source: N/A



City Of Houston, Texas
Full Cost Allocation Plan
Schedule .5 - Allocation Summary
For Department ARA City Council Admin

Receiving Department	Total	Council Svcs
City Council	267,456	267,456
Direct Billed	0	0
Total	<u>267,456</u>	<u>267,456</u>



All Monetary Values Are \$ Dollars
MAXCars © 2009 MAXIMUS, INC.
Report Output Prepared By Agency

SCHEDULE 15.1
FY 2010 FULL COST PLAN

CITY OF HOUSTON, TEXAS
FY 2010 FULL COST ALLOCATION PLAN
ADMINISTRATION AND REGULATORY AFFAIRS - 3-1-1 CALL CENTER
NATURE AND EXTENT OF SERVICES

The 3-1-1 Call Center is the citywide response center for non-emergency City services answering citizens' calls for all City departments. The Call Center generates service request/work orders and provides information, statistical reports and citizen satisfaction measurements. These services have been allocated based upon the number of calls received for each department.



City Of Houston, Texas
Full Cost Allocation Plan
Schedule 2 - Costs To Be Allocated
For Department ARA 3-1-1

Expenditures Per Financial Statement:	1st Allocation	2nd Allocation	Sub-Total	Total
Equipment Usage Charge	4,442,002		27,600	4,442,002
Citywide General Government	27,600		308,315	
Fin-OMB	281,410	26,905	683	
Fin-Debt Svc	442	241	810	
Fin-Genl. Acctg	607	203	1,640	
Fin-Auditing	1,423	217	1,208	
Fin-Grants	878	330	585	
Fin-Tax&Rev. Acctg.	377	208	4,234	
ARA Director's Office	3,622	612	609,837	
ARA Admin Svcs	442,010	167,827	1,900	
ARA Strategic Purchasing	1,815	85	134	
ARA Central Payroll	129	5	5,366	
ARA Regulatory Services		5,366	7,290	
IT - Admin & Applications		7,290	6,379	
IT - Infrastructure		6,379	7,580	
Affirmative Action		7,580	3,967	
Mayor's Office		3,967	13,479	
Human Resources Dept.		13,479	6,143	
City Secretary		6,143	1,014	
City Council		1,014	10,276	
City Controller's Office		10,276	3,428	
City Controller's Office		3,428		
Total Allocated Additions:	760,313	261,555	1,021,868	1,021,868
Total To Be Allocated:	5,202,315	261,555		5,463,870



All Monetary Values Are \$ Dollars
 MAXCars © 2009 MAXIMUS, INC.
 Report Output Prepared By Agency

City Of Houston, Texas
 Full Cost Allocation Plan
 Schedule .3 - Costs Allocated By Activity
 For Department ARA 3-1-1

	Total	General & Admin	Services
Wages & Benefits			
Salaries & Wages	2,983,333	0	2,983,333
Fringe Benefits	1,175,515	0	1,175,515
Other Expense & Cost			
Supplies	14,333	0	14,333
Contractual Services	268,821	0	268,821
Departmental Totals			
Total Expenditures	4,442,002	0	4,442,002
Deductions			
Total Deductions	0	0	0
Functional Cost	4,442,002	0	4,442,002
Allocation Step 1			
Inbound- All Others	760,313	760,313	0
Reallocate Admin Costs	()	(760,313)	760,313
1st Allocation	5,202,315	0	5,202,315
Allocation Step 2			
Inbound- All Others	261,555	261,555	0
Reallocate Admin Costs	()	(261,555)	261,555
2nd Allocation	261,555	0	261,555
Total For 10006500080003 ARA			
Total Allocated	5,463,870	0	5,463,870



All Monetary Values Are \$ Dollars
 MAXCARS © 2009 MAXIMUS, INC.
 Report Output Prepared By Agency

* - Indicates Disallowed Expenditure

City Of Houston, Texas
Full Cost Allocation Plan
Schedule .4 - Detail Activity Allocations
For Department ARA 3-1-1

Activity - Services	Allocation Units	Allocation Percentage	Gross Allocation	Direct Billed	Allocation Step1	Allocation Step2	Total Allocation
Receiving Department							
ARA Director's Office	9,907	0.5894	30,660		30,660		30,660
IT - Director	1,331	0.0792	4,119		4,119	208	4,327
Affirmative Action	389	0.0231	1,204		1,204	61	1,265
Mayor's Office	9,052	0.5385	28,014		28,014	1,417	29,431
Human Resources Dept.	8,495	0.5054	26,290		26,290	1,330	27,620
Legal Department	2,281	0.1357	7,059		7,059	357	7,416
City Secretary	2,072	0.1233	6,412		6,412	324	6,736
City Council	4,131	0.2457	12,785		12,785	647	13,432
City Controller's Office	706	0.0420	2,185		2,185	111	2,296
Municipal Court Administration	819,342	48.7416	2,535,698		2,535,698	128,242	2,663,940
Health Administration	37,671	2.2410	116,584		116,584	5,896	122,480
Planning & Development Admin	7,957	0.4734	24,625		24,625	1,245	25,870
PWE - Administration	295,383	17.5720	914,151		914,151	46,233	960,384
General Services Department	945	0.0562	2,925		2,925	148	3,073
HEC	1,364	0.0811	4,221		4,221	213	4,434
Police	185,576	11.0397	574,320		574,320	29,046	603,366
Fire	6,530	0.3885	20,209		20,209	1,022	21,231
Municipal Court Judicial	16,622	0.9888	51,442		51,442	2,602	54,044
Solid Waste Management	235,306	13.9981	728,225		728,225	36,830	765,055
Housing and Community Devp.	4,750	0.2826	14,700		14,700	743	15,443
Library	2,422	0.1441	7,496		7,496	379	7,875
Parks & Recreation	10,352	0.6158	32,037		32,037	1,620	33,657
Houston Airport System (HAS)	1,040	0.0619	3,219		3,219	163	3,382
PWE Parking	17,363	1.0329	53,735		53,735	2,718	56,453
SubTotal	1,680,987	100.0000	5,202,315		5,202,315	261,555	5,463,870
TOTAL	1,680,987	100.0000	5,202,315		5,202,315	261,555	5,463,870

Allocation Basis: Number of calls received per dept.
Allocation Source: 3-1-1 Operations



All Monetary Values Are \$ Dollars
MAXCARS © 2009 MAXIMUS, INC.
Report Output Prepared By Agency

City Of Houston, Texas
Full Cost Allocation Plan
Schedule .5 - Allocation Summary
For Department ARA 3-1-1

Receiving Department	Total	Services
ARA Director's Office	30,660	30,660
IT - Director	4,327	4,327
Affirmative Action	1,265	1,265
Mayor's Office	29,431	29,431
Human Resources Dept.	27,620	27,620
Legal Department	7,416	7,416
City Secretary	6,736	6,736
City Council	13,432	13,432
City Controller's Office	2,296	2,296
Municipal Court	2,663,940	2,663,940
Health Administration	122,480	122,480
Planning & Development	25,870	25,870
PWE - Administration	960,384	960,384
General Services Department	3,073	3,073
HEC	4,434	4,434
Police	603,366	603,366
Fire	21,231	21,231
Municipal Court Judicial	54,044	54,044
Solid Waste Management	765,055	765,055
Housing and Community	15,443	15,443
Library	7,875	7,875
Parks & Recreation	33,657	33,657
Houston Airport System	3,382	3,382
PWE Parking	56,453	56,453
Direct Billed	0	0
Total	5,463,870	5,463,870



All Monetary Values Are \$ Dollars
 MAXCARS © 2009 MAXIMUS, INC.
 Report Output Prepared By Agency

**SCHEDULE 16.1
FY 2010 FULL COST PLAN**

**CITY OF HOUSTON, TEXAS
FY 2010 FULL COST ALLOCATION PLAN
ADMINISTRATION AND REGULATORY AFFAIRS - CENTRAL PAYROLL
NATURE AND EXTENT OF SERVICES**

The Central Payroll Division delivers accurate, reliable, and timely payroll and financial services for all of the City employees. All costs have been allocated based upon the number of full time equivalent positions for all funds.

City Of Houston, Texas
Full Cost Allocation Plan
Schedule .2 - Costs To Be Allocated
For Department ARA Central Payroll

Expenditures Per Financial Statement:	1st Allocation	2nd Allocation	Sub-Total	Total
Citywide General Government	1,227,437			1,227,437
Fin-OMB	59,407	5,705	65,112	
Fin-Debt Svc	1,489	812	2,301	
Fin-Genl. Acctg	168	56	224	
Fin-Auditing	3,413	570	3,983	
Fin-Grants	243	91	334	
Fin-Tax&Rev. Acctg.	104	58	162	
ARA Director's Office	1,001	169	1,170	
ARA Admin Svcs	90,605	34,401	125,006	
ARA Strategic Purchasing	245	11	256	
ARA Central Payroll	974	34	1,008	
ARA Regulatory Services		1,100	1,100	
IT - Admin & Applications		2,014	2,014	
IT - Infrastructure		21,485	21,485	
Affirmative Action		25,529	25,529	
Mayor's Office		1,003	1,003	
Human Resources Dept.		2,763	2,763	
City Secretary		1,259	1,259	
City Council		280	280	
City Controller's Office		2,840	2,840	
		6,664	6,664	
Total Allocated Additions:	157,649	106,844	264,493	264,493
Total To Be Allocated:	1,385,086	106,844		1,491,930



All Monetary Values Are \$ Dollars
MAXCars © 2009 MAXIMUS, INC.
Report Output Prepared By Agency

City Of Houston, Texas
Full Cost Allocation Plan
Schedule .3 - Costs Allocated By Activity
For Department ARA Central Payroll

	Total	General & Admin	Central P/R
Wages & Benefits			
Salaries & Wages	770,687	0	770,687
Fringe Benefits	316,658	0	316,658
Other Expense & Cost			
Supplies	11,008	0	11,008
Contractual Services	127,305	0	127,305
Other	1,779	0	1,779
Departmental Totals			
Total Expenditures	1,227,437	0	1,227,437
Deductions			
Total Deductions	0	0	0
Functional Cost			
Allocation Step 1	1,227,437	0	1,227,437
Inbound- All Others	157,649	157,649	0
Reallocate Admin Costs	()	(157,649)	157,649
1st Allocation	1,385,086	0	1,385,086
Allocation Step 2			
Inbound- All Others	106,844	106,844	0
Reallocate Admin Costs	()	(106,844)	106,844
2nd Allocation	106,844	0	106,844
Total For 10006500070001 ARA	1,491,930	0	1,491,930
Total Allocated	1,491,930	0	1,491,930



All Monetary Values Are \$ Dollars
 MAXCars © 2009 MAXIMUS, INC.
 Report Output Prepared By Agency

* - Indicates Disallowed Expenditure

City Of Houston, Texas
Full Cost Allocation Plan
Schedule 4 - Detail Activity Allocations
For Department ARA Central Payroll

Activity - Central P/R	Allocation Units	Allocation Percentage	Gross Allocation	Direct Billed	Allocation Step1	Allocation Step2	Total Allocation
Receiving Department							
Fin-Dir. Office	4.50	0.0197	273		273		273
Fin-OMB	15.80	0.0693	960		960		960
Fin.-Debt Svc	3.50	0.0154	213		213		213
Fin-Genl. Acctg	11.10	0.0487	675		675		675
Fin-Auditing	3.00	0.0132	182		182		182
Fin-Grants	4.00	0.0176	243		243		243
Fin.-Tax&Rev. Acctg.	5.00	0.0219	304		304		304
ARA Director's Office	5.50	0.0241	334		334		334
ARA Admin Svcs	23.00	0.1009	1,398		1,398		1,398
ARA Strategic Purchasing	47.00	0.2062	2,856		2,856		2,856
ARA 3-1-1	88.30	0.3874	5,366		5,366		5,366
ARA Central Payroll	18.10	0.0794	1,100		1,100		1,100
ARA Regulatory Services	38.40	0.1685	2,334		2,334	182	2,516
IT - Director	18.40	0.0807	1,118		1,118	87	1,205
IT - Admin & Applications	44.20	0.1939	2,686		2,686	209	2,895
IT - Infrastructure	85.40	0.3747	5,190		5,190	404	5,594
Affirmative Action	32.40	0.1422	1,969		1,969	153	2,122
Mayor's Office	56.50	0.2479	3,434		3,434	268	3,702
Human Resources Dept.	43.80	0.1922	2,662		2,662	207	2,869
Legal Department	180.20	0.7907	10,952		10,952	853	11,805
City Secretary	11.10	0.0487	675		675	53	728
City Council	71.40	0.3133	4,339		4,339	338	4,677
City Controller's Office	74.70	0.3278	4,540		4,540	354	4,894
Municipal Court Administration	286.60	1.2575	17,418		17,418	1,357	18,775
Health Administration	124.10	0.5445	7,542		7,542	588	8,130
Planning & Development Admin	19.80	0.0869	1,203		1,203	94	1,297
CIP Sal Rec PVE Adm	16.90	0.0742	1,027		1,027	80	1,107
Convention and Entertainment	54.40	0.2387	3,306		3,306	258	3,564
HPD - Police Records	93.40	0.4098	5,676		5,676	442	6,118
HPD- Inspector General	10.30	0.0452	626		626	49	675
General Services Department	274.20	1.2031	16,664		16,664	1,298	17,962
HEC	264.60	1.1610	16,081		16,081	1,253	17,334



All Monetary Values Are \$ Dollars
MAXCARS © 2009 MAXIMUS, INC.
Report Output Prepared By Agency

City Of Houston, Texas
Full Cost Allocation Plan
Schedule 4 - Detail Activity Allocations
For Department ARA Central Payroll

Activity - Central P/R	Allocation Units	Allocation Percentage	Gross Allocation	Direct Billed	Allocation Step1	Allocation Step2	Total Allocation
Receiving Department	6,895.40	30.2557	419,066		419,066	32,653	451,719
Police	4,381.20	19.2236	266,264		266,264	20,748	287,012
Fire	49.40	0.2168	3,002		3,002	234	3,236
Municipal Court Judicial	816.00	3.5804	49,592		49,592	3,864	53,456
PWE - All Other	655.00	2.8740	39,807		39,807	3,102	42,909
Solid Waste Management	138.20	0.6064	8,399		8,399	654	9,053
Housing and Community Devp.	506.80	2.2237	30,800		30,800	2,400	33,200
Library	922.80	4.0490	56,082		56,082	4,370	60,452
Parks & Recreation	1,051.30	4.6128	63,892		63,892	4,979	68,871
Health & Human Services	8.00	0.0351	486		486	38	524
Fin-Econ. Divt	3.80	0.0167	231		231	18	249
ARA Ins. Mgmt.	15.90	0.0698	966		966	75	1,041
ARA Exec Svcs	29.00	0.1272	1,762		1,762	137	1,899
ARA-Other	80.70	0.3541	4,904		4,904	382	5,286
Planning & Development	7.10	0.0312	431		431	34	465
CIP S/R Planning	29.10	0.1277	1,769		1,769	138	1,907
CIP Sal Rec RE	102.20	0.4484	6,211		6,211	484	6,695
CIP S/R Engrg	113.30	0.4971	6,886		6,886	537	7,423
CIP S/R Constr.	3.90	0.0171	237		237	18	255
CIP S/R Eng/Const	10.70	0.0469	650		650	51	701
CIP S/R Geoenv.	19.20	0.0842	1,167		1,167	91	1,258
CIP S/R Other	30.20	0.1325	1,835		1,835	143	1,978
CIP S/R GSD	17.00	0.0746	1,033		1,033	81	1,114
Prop & Gas Legal	151.40	0.6643	9,201		9,201	717	9,918
PWE - Fleet Management	48.90	0.2146	2,972		2,972	232	3,204
Wkr Comp - HR	4.90	0.0215	298		298	23	321
Wkr Comp Legal	41.00	0.1799	2,492		2,492	194	2,686
PWE-Sign Adm	428.90	1.8819	26,066		26,066	2,031	28,097
PWE-Bldg Insp.	422.80	1.8551	25,695		25,695	2,002	27,697
PWE - Stormwater Fund	8.30	0.0364	504		504	39	543
CABLE TV	6.50	0.0285	395		395	31	426
PWE - Houston Transtar	1,587.20	6.9642	96,461		96,461	7,516	103,977
Houston Airport System (HAS)							



All Monetary Values Are \$ Dollars
MAXCARS © 2009 MAXIMUS, INC.
Report Output Prepared By Agency

City Of Houston, Texas
Full Cost Allocation Plan
Schedule .4 - Detail Activity Allocations
For Department ARA Central Payroll

Receiving Department	Allocation Units	Allocation Percentage	Gross Allocation	Direct Billed	Allocation Step1	Allocation Step2	Total Allocation
PWE - Water & Sewer System	2,034.10	8.9251	123,621		123,621	9,633	133,254
Conv and Ent Optrs	124.30	0.5454	7,554		7,554	589	8,143
Health Benefits Fund	16.60	0.0728	1,009		1,009	79	1,088
SubTotal	22,790.70	100.0000	1,385,086		1,385,086	106,844	1,491,930
TOTAL	22,790.70	100.0000	1,385,086		1,385,086	106,844	1,491,930

Allocation Basis: Total full time equivalent positions for all funds
 Allocation Source: FTE summary - Ms. Zhou



All Monetary Values Are \$ Dollars
 MAXCars © 2009 MAXIMUS, INC.
 Report Output Prepared By Agency

City Of Houston, Texas
Full Cost Allocation Plan
Schedule .5 - Allocation Summary
For Department ARA Central Payroll

Receiving Department	Total	Central P/R
Fin-Dir. Office	273	273
Fin-OMB	960	960
Fin.-Debt Svc	213	213
Fin-Genl. Acctg	675	675
Fin-Auditing	182	182
Fin-Grants	243	243
Fin.-Tax&Rev. Acctg.	304	304
ARA Director's Office	334	334
ARA Admin Svcs	1,398	1,398
ARA Strategic Purchasing	2,856	2,856
ARA 3-1-1	5,366	5,366
ARA Central Payroll	1,100	1,100
ARA Regulatory Services	2,516	2,516
IT - Director	1,205	1,205
IT - Admin & Applications	2,895	2,895
IT - Infrastructure	5,594	5,594
Affirmative Action	2,122	2,122
Mayor's Office	3,702	3,702
Human Resources Dept.	2,869	2,869
Legal Department	11,805	11,805
City Secretary	728	728
City Council	4,677	4,677
City Controller's Office	4,894	4,894
Municipal Court	18,775	18,775
Health Administration	8,130	8,130
Planning & Development	1,297	1,297
CIP Sal Rec PWE Adm	1,107	1,107
Convention and Entertainment	3,564	3,564
HPD - Police Records	6,118	6,118
HPD- Inspector General	675	675
General Services Department	17,962	17,962
HEC	17,334	17,334
Police	451,719	451,719
Fire	287,012	287,012
Municipal Court Judicial	3,236	3,236



All Monetary Values Are \$ Dollars
 MAXCars © 2009 MAXIMUS, INC.
 Report Output Prepared By Agency

City Of Houston, Texas
 Full Cost Allocation Plan
 Schedule .5 - Allocation Summary
 For Department ARA Central Payroll

Receiving Department	Total	Central P/R
PWE - All Other	53,456	53,456
Solid Waste Management	42,909	42,909
Housing and Community	9,053	9,053
Library	33,200	33,200
Parks & Recreation	60,452	60,452
Health & Human Services	68,871	68,871
Fin-Econ. Dvpt	524	524
ARA Ins. Mgmt.	249	249
ARA Exec Svcs	1,041	1,041
ARA-Other	1,899	1,899
Planning & Development	5,286	5,286
CIP S/R Planning	465	465
CIP Sal Rec RE	1,907	1,907
CIP S/R Engrg	6,695	6,695
CIP S/R Constr.	7,423	7,423
CIP S/R Eng/Const	255	255
CIP S/R GeoEnv.	701	701
CIP S/R Other	1,258	1,258
CIP S/R GSD	1,978	1,978
Prop & Cas Legal	1,114	1,114
PWE - Fleet Management	9,918	9,918
Wkr Comp - HR	3,204	3,204
Wkr Comp Legal	321	321
PWE-Sign Adm	2,686	2,686
PWE-Bldg Insp.	28,097	28,097
PWE - Stormwater Fund	27,697	27,697
CABLE TV	543	543
PWE - Houston Transtar	426	426
Houston Airport System	103,977	103,977
PWE - Water & Sewer	133,254	133,254
Conv and Ent Optns	8,143	8,143
Health Benefits Fund	1,088	1,088



All Monetary Values Are \$ Dollars
 MAXCARS © 2009 MAXIMUS, INC.
 Report Output Prepared By Agency

City Of Houston, Texas
Full Cost Allocation Plan
Schedule 5 - Allocation Summary
For Department ARA Central Payroll

Receiving Department	Total	Central P/R
Direct Billed	0	0
Total	<u>1,491,930</u>	<u>1,491,930</u>



All Monetary Values Are \$ Dollars
 MAXCARS © 2009 MAXIMUS, INC.
 Report Output Prepared By Agency

**SCHEDULE 17.1
FY 2010 FULL COST PLAN**

**CITY OF HOUSTON, TEXAS
FY 2010 FULL COST ALLOCATION PLAN
ADMINISTRATION AND REGULATORY AFFAIRS – REGULATORY SERVICES
NATURE AND EXTENT OF SERVICES**

The Regulatory Services Division is responsible for utility, vehicles for hire, certain alcohol-related permit, and other business permit regulation. Since all the General Fund departments benefit from the services provided by this Division, the cost is allocated based on General Fund and TIRZ operating expenditures. The enterprise funds are excluded because they have their own revenue collection services and are not supported by this Division.

City Of Houston, Texas
Full Cost Allocation Plan
Schedule 2 - Costs To Be Allocated
For Department ARA Regulatory Services


Expenditures Per Financial Statement:	1st Allocation	2nd Allocation	Sub-Total	Total
Transfers	335,548			335,548
Total Deductions:	335,548			335,548
Citywide General Government	123,967	11,884	135,851	
Fin-OMB	2,274	1,240	3,514	
Fin.-Debt Svc	304	102	406	
Fin-Genl. Acctg	5,210	871	6,081	
Fin-Auditing	428	161	589	
Fin-Grants	189	105	294	
Fin.-Tax&Rev. Acctg.	1,765	298	2,063	
ARA Director's Office	192,222	72,984	265,206	
ARA Admin Svcs	39,603	1,847	41,450	
ARA Strategic Purchasing	422	15	437	
ARA Central Payroll	2,334	182	2,516	
ARA Regulatory Services		3,553	3,553	
IT - Admin & Applications		32,802	32,802	
IT - Infrastructure		38,976	38,976	
Affirmative Action		1,903	1,903	
Mayor's Office		5,862	5,862	
Human Resources Dept.		2,671	2,671	
City Secretary		508	508	
City Council		5,153	5,153	
City Controller's Office		10,301	10,301	
Total Allocated Additions:	368,718	191,418	560,136	560,136
Total To Be Allocated:	2,533,387	191,418		2,724,805



All Monetary Values Are \$ Dollars
MAXCARS © 2009 MAXIMUS, INC.
Report Output Prepared By Agency

City Of Houston, Texas
 Full Cost Allocation Plan
 Schedule .3 - Costs Allocated By Activity
 For Department ARA Regulatory Services

	Total	General & Admin	Services
Wages & Benefits			
Salaries & Wages	1,454,719	0	1,454,719
Fringe Benefits	527,707	0	527,707
Other Expense & Cost			
Supplies	52,891	0	52,891
Contractual Services	129,352	0	129,352
* Transfers	(335,548)	(335,548)	0
Departmental Totals			
Total Expenditures	1,829,121	(335,548)	2,164,669
Deductions			
Total Deductions	335,548	335,548	0
Functional Cost			
Allocation Step 1	2,164,669	0	2,164,669
Inbound- All Others	368,718	368,718	0
Reallocate Admin Costs	2,533,387	(368,718)	368,718
1st Allocation	2,533,387	0	2,533,387
Allocation Step 2			
Inbound- All Others	191,418	191,418	0
Reallocate Admin Costs	191,418	(191,418)	191,418
2nd Allocation	191,418	0	191,418
Total For 100065000300000 ARA	2,724,805	0	2,724,805
Total Allocated	2,724,805	0	2,724,805



All Monetary Values Are \$ Dollars
 MAXCARS © 2009 MAXIMUS, INC.
 Report Output Prepared By Agency

* - Indicates Disallowed Expenditure

City Of Houston, Texas
Full Cost Allocation Plan

Schedule 4 - Detail Activity Allocations
For Department ARA Regulatory Services

Activity - Services	Allocation Units	Allocation Percentage	Gross Allocation	Direct Billed	Allocation Step1	Allocation Step2	Total Allocation
Receiving Department							
Citywide General Government	72,171,439	4.6754	118,445		118,445		118,445
Fin-Dic. Office	742,702	0.0481	1,219		1,219		1,219
Fin-OMB	1,212,274	0.0785	1,990		1,990		1,990
Fin.-Debt Svc	369,899	0.0240	607		607		607
Fin-Genl. Acctg	3,549,887	0.2300	5,826		5,826		5,826
Fin-Auditing	247,007	0.0160	405		405		405
Fin-Grants	194,883	0.0126	320		320		320
Fin.-Tax&Rev. Acctg.	1,154,054	0.0748	1,894		1,894		1,894
ARA Director's Office	1,259,240	0.0816	2,067		2,067		2,067
ARA Admin Svcs	1,923,102	0.1246	3,156		3,156		3,156
ARA Strategic Purchasing	4,156,153	0.2692	6,821		6,821		6,821
ARA City Council Admin	249,595	0.0162	410		410		410
ARA 3-1-1	4,442,002	0.2878	7,290		7,290		7,290
ARA Central Payroll	1,227,437	0.0795	2,014		2,014		2,014
ARA Regulatory Services	2,164,669	0.1402	3,553		3,553		3,553
IT - Director	2,196,999	0.1423	3,606		3,606	290	3,896
IT - Admin & Applications	7,563,884	0.4900	12,414		12,414	1,000	13,414
IT - Infrastructure	7,552,372	0.4893	12,395		12,395	998	13,393
Affirmative Action	2,125,805	0.1377	3,489		3,489	281	3,770
Mayor's Office	2,700,747	0.1750	4,432		4,432	357	4,789
Human Resources Dept.	2,458,994	0.1593	4,036		4,036	325	4,361
Legal Department	13,765,113	0.8917	22,591		22,591	1,819	24,410
City Secretary	624,387	0.0404	1,025		1,025	83	1,108
City Council	4,888,627	0.3167	8,023		8,023	646	8,669
City Controller's Office	6,596,032	0.4273	10,825		10,825	872	11,697
Municipal Court Administration	16,313,265	1.0568	26,773		26,773	2,156	28,929
Health Administration	11,283,467	0.7310	18,518		18,518	1,491	20,009
Planning & Development Admin	1,736,070	0.1125	2,849		2,849	229	3,078
HPD - Police Records	3,804,332	0.2465	6,244		6,244	503	6,747
HPD- Inspector General	2,536,039	0.1643	4,162		4,162	335	4,497
General Services Department	44,732,189	2.8978	73,413		73,413	5,911	79,324
Police	611,962,725	39.6436	1,004,332		1,004,332	80,865	1,085,197



All Monetary Values Are \$ Dollars
MAXCARS © 2009 MAXIMUS, INC.
Report Output Prepared By Agency

Schedule 4 - Detail Activity Allocations
For Department ARA Regulatory Services

Activity - Services

Receiving Department	Allocation Units	Allocation Percentage	Gross Allocation	Direct Billed	Allocation Step 1	Allocation Step 2	Total Allocation
Fire	381,245,323	24.6977	625,688		625,688	50,378	676,066
Municipal Court Judicial	4,749,392	0.3077	7,795		7,795	628	8,423
PWE - All Other	86,145,998	5.5807	141,380		141,380	11,383	152,763
Solid Waste Management	70,439,996	4.5632	115,604		115,604	9,308	124,912
Housing and Community Dev.	472,569	0.0306	776		776	62	838
Library	34,845,123	2.2573	57,187		57,187	4,604	61,791
Parks & Recreation	63,562,842	4.1177	104,317		104,317	8,399	112,716
Health & Human Services	39,278,273	2.5445	64,462		64,462	5,190	69,652
Fin-Econ. Dvpt	700,273	0.0454	1,149		1,149	93	1,242
ARA-Exec Svcs	3,099,171	0.2008	5,086		5,086	410	5,496
ARA-Other	1,144,182	0.0741	1,878		1,878	151	2,029
Planning & Development	7,550,768	0.4892	12,392		12,392	998	13,390
TIPRZ	12,509,058	0.8104	20,529		20,529	1,653	22,182
SubTotal	1,543,648,358	100.0000	2,533,387		2,533,387	191,418	2,724,805
TOTAL	1,543,648,358	100.0000	2,533,387		2,533,387	191,418	2,724,805

Allocation Basis: Total FY 2008 General Fund Expenditures including TIPRZ
Allocation Source: Financial Summary Reports



City Of Houston, Texas
Full Cost Allocation Plan
Schedule .5 - Allocation Summary
For Department ARA Regulatory Services

Receiving Department	Total	Services
Citywide General Government	118,445	118,445
Fin-Dir. Office	1,219	1,219
Fin-OMB	1,990	1,990
Fin.-Debt Svc	607	607
Fin-Genl. Acctg	5,826	5,826
Fin-Auditing	405	405
Fin-Grants	320	320
Fin.-Tax&Rev. Acctg.	1,894	1,894
ARA Director's Office	2,067	2,067
ARA Admn Svcs	3,156	3,156
ARA Strategic Purchasing	6,821	6,821
ARA City Council Admn	410	410
ARA 3-1-1	7,290	7,290
ARA Central Payroll	2,014	2,014
ARA Regulatory Services	3,553	3,553
IT - Director	3,896	3,896
IT - Admin & Applications	13,414	13,414
IT - Infrastructure	13,393	13,393
Affirmative Action	3,770	3,770
Mayor's Office	4,789	4,789
Human Resources Dept.	4,361	4,361
Legal Department	24,410	24,410
City Secretary	1,108	1,108
City Council	8,669	8,669
City Controller's Office	11,697	11,697
Municipal Court	28,929	28,929
Health Administration	20,009	20,009
Planning & Development	3,078	3,078
HPPD - Police Records	6,747	6,747
HPPD- Inspector General	4,497	4,497
General Services Department	79,324	79,324
Police	1,085,197	1,085,197
Fire	676,066	676,066
Municipal Court Judicial	8,423	8,423
PWE - All Other	152,763	152,763



All Monetary Values Are \$ Dollars
 MAXCars © 2009 MAXIMUS, INC.
 Report Output Prepared By Agency

City Of Houston, Texas
Full Cost Allocation Plan
Schedule 5 - Allocation Summary
For Department ARA Regulatory Services

Receiving Department	Total	Services
Solid Waste Management	124,912	124,912
Housing and Community	838	838
Library	61,791	61,791
Parks & Recreation	112,716	112,716
Health & Human Services	69,652	69,652
Fin-Econ. Dvpt	1,242	1,242
ARA Exec Svcs	5,496	5,496
ARA-Other	2,029	2,029
Planning & Development	13,390	13,390
TIPRZ	22,182	22,182
Direct Billed	0	0
Total	2,724,805	2,724,805



All Monetary Values Are \$ Dollars
 MAXCARS © 2009 MAXIMUS, INC.
 Report Output Prepared By Agency

**SCHEDULE 18.1
FY 2010 FULL COST PLAN**

**CITY OF HOUSTON, TEXAS
FY 2010 FULL COST ALLOCATION PLAN
INFORMATION TECHNOLOGY - OFFICE OF THE DIRECTOR
NATURE AND EXTENT OF SERVICES**

The Office of the Director of the Information Technology Department is responsible for citywide IT oversight, departmental administrative support in processing accounts payable and procurement, departmental support of human resources and budgetary processes, and other financial planning and reporting for the IT department. The costs of the Office of the Director have been allocated based on the number of full time equivalent positions in the sections supervised.

City Of Houston, Texas
Full Cost Allocation Plan
Schedule 2 - Costs To Be Allocated
For Department IT - Director

	1st Allocation	2nd Allocation	Sub-Total	Total
Expenditures Per Financial Statement:				
Capital Outlay	2,196,999			2,196,999
Total Deductions:	(105,522)			(105,522)
Building Usage Charge	53,901	6,384	53,901	
Citywide General Government	65,683	3,347	72,067	
Fin-OMB	6,137	121	9,484	
Fin.-Debt Svc	361	2,349	482	
Fin-Genl. Acctg	14,063	163	16,412	
Fin-Auditing	434	124	597	
Fin-Grants	224	303	348	
Fin.-Tax&Rev. Acctg.	1,792	44	2,095	
ARA Admin Svcs	936	52	980	
ARA Strategic Purchasing	1,480	208	1,532	
ARA 3-1-1	4,119	87	4,327	
ARA Central Payroll	1,118	290	1,205	
ARA Regulatory Services	3,606	294,470	3,896	
IT - Director		21,464	21,464	
IT - Admin & Applications		28,722	28,722	
IT - Infrastructure		1,854	1,854	
Affirmative Action		2,809	2,809	
Mayor's Office		16,638	16,638	
Human Resources Dept.		2,981	2,981	
Legal Department		603	603	
City Secretary		6,107	6,107	
City Council		26,604	26,604	
City Controller's Office		767	767	
Convention and Entertainment		236,253	236,253	
General Services Department				



All Monetary Values Are \$ Dollars
 MAXCARS © 2009 MAXIMUS, INC.
 Report Output Prepared By Agency

City Of Houston, Texas
 Full Cost Allocation Plan
 Schedule 2 - Costs To Be Allocated
 For Department IT - Director

Total Allocated Additions:	153,854	652,744	806,598	806,598
Total To Be Allocated:	2,245,331	652,744		2,898,075



All Monetary Values Are \$ Dollars
 MAXCars © 2009 MAXIMUS, INC.
 Report Output Prepared By Agency

City Of Houston, Texas
Full Cost Allocation Plan
Schedule 3 - Costs Allocated By Activity
For Department IT - Director

	Total	General & Admin	Dept Admin
Wages & Benefits			
Salaries & Wages	1,164,272	0	1,164,272
Fringe Benefits	385,292	0	385,292
Other Expense & Cost			
Supplies	39,596	0	39,596
Contractual Svcs	502,317	0	502,317
* Capital Outlay	105,522	105,522	0
Departmental Totals			
Total Expenditures	2,196,999	105,522	2,091,477
Deductions			
Total Deductions	(105,522)	(105,522)	0
Functional Cost			
Allocation Step 1	2,091,477	0	2,091,477
Allocation Step 2			
Inbound- All Others	153,854	153,854	0
Reallocate Admin Costs	2,245,331	(153,854)	2,245,331
1st Allocation			
Allocation Step 2			
Inbound- All Others	652,744	652,744	0
Reallocate Admin Costs	652,744	(652,744)	652,744
2nd Allocation			
Total For 10006800010000 IT -	2,898,075	0	2,898,075
Total Allocated			



All Monetary Values Are \$ Dollars
MAXCARS © 2009 MAXIMUS, INC.
Report Output Prepared By Agency

* - Indicates Disallowed Expenditure

City Of Houston, Texas
Full Cost Allocation Plan
Schedule .4 - Detail Activity Allocations
For Department IT - Director

Activity - Dept Admin	Receiving Department	Allocation Units	Allocation Percentage	Gross Allocation	Direct Billed	Allocation Step1	Allocation Step2	Total Allocation
	IT - Director	18	13.1148	294,470		294,470		294,470
	IT - Admin & Applications	41	29.5082	662,557		662,557	221,687	884,244
	IT - Infrastructure	80	57.3770	1,288,304		1,288,304	431,057	1,719,361
	SubTotal	140	100.0000	2,245,331		2,245,331	652,744	2,898,075
	TOTAL	140	100.0000	2,245,331		2,245,331	652,744	2,898,075

Allocation Basis: Number of full time equivalent positions administered by IT Director
 Allocation Source: Human Resources



All Monetary Values Are \$ Dollars
 MAXXcars © 2009 MAXIMUS, INC.
 Report Output Prepared By Agency

City Of Houston, Texas
Full Cost Allocation Plan
Schedule 5 - Allocation Summary
For Department IT - Director

Receiving Department	Total	Dept Admin
IT - Director	294,470	294,470
IT - Admin & Applications	884,244	884,244
IT - Infrastructure	1,719,361	1,719,361
Direct Billed	0	0
Total	2,898,075	2,898,075



All Monetary Values Are \$ Dollars
 MAXCARS © 2009 MAXIMUS, INC.
 Report Output Prepared By Agency

SCHEDULE 19.1
FY 2010 FULL COST PLAN

CITY OF HOUSTON, TEXAS
FY 2010 FULL COST ALLOCATION PLAN
INFORMATION TECHNOLOGY - ADMINISTRATION & APPLICATIONS
NATURE AND EXTENT OF SERVICES

The Information Technology Department - Administration & Applications division provides application support and oversight for the City's core business systems and numerous departmental applications, maintains the CitizensNet email communication system, and providing ERP application support and oversight for the City's core business system and other departmental applications integrated with ERP. The functions and bases used for cost allocation are as follows:

- **Department Administration** - Costs for IT departmental administrative functions have been allocated based on the number of full time equivalent positions in the IT Department.
- **Enterprise Applications** - Costs of the support of enterprise applications have been allocated based on the number of transactions processed by departments served.
- **CitizensNet** - Costs of the CitizensNet email communication support have been allocated based on the total number of revenue and expenditure transactions processed by departments.
- **IT ERP** - Costs of the ERP system support have been allocated based on the total number of revenue and expenditure transactions processed by departments.

City Of Houston, Texas
Full Cost Allocation Plan
Schedule 2 - Costs To Be Allocated
For Department IT - Admin & Applications

Expenditures Per Financial Statement:	1st Allocation	2nd Allocation	Sub-Total	Total
Capital Outlay	7,563,884			7,563,884
	(187,335)			(187,335)
Total Deductions:	(187,335)			(187,335)
Equipment Usage Charge	1,750		1,750	
Citywide General Government	154,766	14,912	169,678	
Fin-OMB	1,473	804	2,277	
Fin.-Debt Svc	1,449	485	1,934	
Fin-Genl. Acctg	3,499	578	4,077	
Fin-Auditing	1,494	562	2,056	
Fin-Grants	899	498	1,397	
Fin.-Tax&Rev. Acctg.	6,168	1,042	7,210	
ARA Admin Svcs	746	35	781	
ARA Strategic Purchasing	9,454	333	9,787	
ARA Central Payroll	2,686	209	2,895	
ARA Regulatory Services	12,414	1,000	13,414	
IT - Director	662,557	221,687	884,244	
IT - Admin & Applications		6,917	6,917	
IT - Infrastructure		6,896	6,896	
Affirmative Action		7,012	7,012	
Mayor's Office		6,747	6,747	
Human Resources Dept.		3,075	3,075	
City Secretary		2,421	2,421	
City Council		24,537	24,537	
City Controller's Office		9,931	9,931	
Total Allocated Additions:	859,355	309,681	1,169,036	1,169,036
Deduct Direct Charges	0			
Total Departmental Cost Adjustments:	0			0
Total To Be Allocated:	8,235,904	309,681	8,545,585	8,545,585



All Monetary Values Are \$ Dollars
MAXCARS © 2009 MAXIMUS, INC.
Report Output Prepared By Agency

City Of Houston, Texas
Full Cost Allocation Plan
Schedule .3 - Costs Allocated By Activity
For Department IT - Admin & Applications

	Total	General & Admin	Dept Admin	Enterprise Appl.	Citizens Net
Wages & Benefits					
Salaries & Wages	3,923,204	0	5,472	1,686,429	46,377
Fringe Benefits	1,193,524	0	518	526,406	4,116
Other Expense & Cost					
Supplies	7,963	0	0	4,817	0
Contractual Svcs	2,251,858	0	0	579,241	(8)
* Capital Outlay	187,335	187,335	0	0	0
Departmental Totals					
Total Expenditures	7,563,884	187,335	5,990	2,796,893	50,485
Deductions					
Total Deductions	(187,335)	(187,335)	0	0	0
Cost Adjustments					
Deduct Direct Charges	0	0	0	0	0
Functional Cost	7,376,549	0	5,990	2,796,893	50,485
Allocation Step 1					
Inbound- All Others	859,355	859,355	0	0	0
Reallocate Admin Costs		(859,355)	698	326,833	5,881
1st Allocation	8,235,904	0	6,688	3,122,726	56,366
Allocation Step 2					
Inbound- All Others	309,681	309,681	0	0	0
Reallocate Admin Costs		(309,681)	251	117,419	2,119
2nd Allocation	309,681	0	251	117,419	2,119
Total For 10006800020000 IT -	8,545,585	0	6,939	3,240,145	58,485



All Monetary Values Are \$ Dollars
 MAXCARS © 2009 MAXIMUS, INC.
 Report Output Prepared By Agency

* - Indicates Disallowed Expenditure
 Schedule 19.3
 Page 191

City Of Houston, Texas
 Full Cost Allocation Plan
 Schedule .3 - Costs Allocated By Activity
 For Department IT - Admin & Applications

IT ERP

<u>Wages & Benefits</u>		
Salaries & Wages		2,184,926
Fringe Benefits		662,484
<u>Other Expense & Cost</u>		
Supplies	3,146	
Contractual Svcs	1,672,625	
* Capital Outlay	0	
<u>Departmental Totals</u>		
Total Expenditures		4,523,181
<u>Deductions</u>		
Total Deductions		0
<u>Cost Adjustments</u>		
Deduct Direct Charges		0
<u>Functional Cost</u>		
Allocation Step 1		4,523,181
<u>Allocation Step 1</u>		
Inbound- All Others		0
Reallocate Admin Costs	526,943	
1st Allocation	5,050,124	
<u>Allocation Step 2</u>		
Inbound- All Others		0
Reallocate Admin Costs	189,892	
2nd Allocation	189,892	
<u>Total For 10006800020000 IT -</u>		
Total Allocated		5,240,016



All Monetary Values Are \$ Dollars
 MAXCARS © 2009 MAXIMUS, INC.
 Report Output Prepared By Agency

City Of Houston, Texas
Full Cost Allocation Plan
Schedule .4 - Detail Activity Allocations
For Department IT - Admin & Applications

Activity - Dept Admin	Receiving Department	Allocation Units	Allocation Percentage	Gross Allocation	Direct Billed	Allocation Step1	Allocation Step2	Total Allocation
	IT - Director	18	13.1148	877		877		877
	IT - Admin & Applications	41	29.5082	1,974		1,974		1,974
	IT - Infrastructure	80	57.3770	3,837		3,837	251	4,088
	SubTotal	140	100.0000	6,688		6,688	251	6,939
	TOTAL	140	100.0000	6,688		6,688	251	6,939

Allocation Basis: Number of full time equivalent positions administered in IT
 Allocation Source: Human Resources




All Monetary Values Are \$ Dollars
 MAXCARS © 2009 MAXIMUS, INC.
 Report Output Prepared By Agency

City Of Houston, Texas
Full Cost Allocation Plan

Schedule 4 - Detail Activity Allocations
For Department IT - Admin & Applications

Activity - Enterprise Appl.

Receiving Department	Allocation Units	Allocation Percentage	Gross Allocation	Direct Billed	Allocation Step1	Allocation Step2	Total Allocation
Fin-Dir. Office	1,380	0.1851	5,780		5,780		5,780
Fin-OMB	313	0.0420	1,311		1,311		1,311
Fin.-Debt Svc	1,169	0.1568	4,896		4,896		4,896
Fin-Genl. Acctg	1,165	0.1562	4,879		4,879		4,879
Fin-Auditing	127	0.0170	532		532		532
Fin-Grants	364	0.0488	1,524		1,524		1,524
Fin.-Tax&Rev. Acctg.	1,324	0.1776	5,545		5,545		5,545
ARA Director's Office	2,826	0.3790	11,836		11,836		11,836
ARA Admin Svcs	2,147	0.2880	8,992		8,992		8,992
ARA Strategic Purchasing	1,144	0.1534	4,791		4,791		4,791
ARA City Council Admin	408	0.0547	1,709		1,709		1,709
ARA 3-1-1	1,169	0.1568	4,896		4,896		4,896
ARA Central Payroll	3,937	0.5280	16,489		16,489		16,489
ARA Regulatory Services	6,011	0.8062	25,175		25,175		25,175
Mayor's Office	19,827	2.6592	83,039		83,039	3,224	86,263
Human Resources Dept.	76,702	10.2872	321,240		321,240	12,472	333,712
Legal Department	16,036	2.1507	67,161		67,161	2,607	69,768
City Secretary	1,309	0.1756	5,482		5,482	213	5,695
City Council	11,536	1.5472	48,315		48,315	1,876	50,191
City Controller's Office	21,512	2.8852	90,096		90,096	3,498	93,594
Health Administration	48,578	6.5152	203,452		203,452	7,899	211,351
General Services Department	44,869	6.0178	187,918		187,918	7,266	195,214
Solid Waste Management	67,187	9.0110	281,390		281,390	10,925	292,315
Housing and Community Devp.	36,053	4.8354	150,996		150,996	5,862	156,858
Parks & Recreation	147,110	19.7302	616,119		616,119	23,920	640,039
Health & Human Services	148,623	19.9330	622,456		622,456	24,166	646,622
Fin-Econ. Dvpt	185	0.0248	775		775	30	805
ARA Ins. Mgmt.	947	0.1270	3,966		3,966	154	4,120
ARA Exec Svcs	879	0.1179	3,681		3,681	143	3,824
ARA-Other	20,186	2.7073	84,542		84,542	3,282	87,824
PWE - Fleet Management	23,823	3.1951	99,774		99,774	3,874	103,648
Conv and Ent Opns	36,763	4.9306	153,969		153,969	5,978	159,947



All Monetary Values Are \$ Dollars
MAXCARS © 2009 MAXIMUS, INC.
Report Output Prepared By Agency

City Of Houston, Texas
 Full Cost Allocation Plan

Schedule 4 - Detail Activity Allocations
 For Department IT - Admin & Applications

Activity - Enterprise Appl.

Receiving Department	Allocation Units	Allocation Percentage	Gross Allocation	Direct Billed	Total Alloc - Step1	Total Alloc - Step2	Total Allocation
SubTotal	745,609	100.0000	3,122,726		3,122,726	117,419	3,240,145
TOTAL	745,609	100.0000	3,122,726		3,122,726	117,419	3,240,145

Allocation Basis: Number of transactions processed by depts. served

Allocation Source: Information Technology



City Of Houston, Texas
Full Cost Allocation Plan

Schedule 4 - Detail Activity Allocations
For Department IT - Admin & Applications

Activity - Citizen's Net

Receiving Department	Allocation Units	Allocation Percentage	Gross Allocation	Direct Billed	Allocation Step1	Allocation Step2	Total Allocation
Citywide General Government	1,269,996	31.5585	17,788		17,788		17,788
Fin-Dir. Office	1,380	0.0343	19		19		19
Fin-OMB	313	0.0078	4		4		4
Fin-Debt Svc	1,169	0.0290	16		16		16
Fin-Genl. Acctg	1,165	0.0290	16		16		16
Fin-Auditing	127	0.0032	2		2		2
Fin-Grants	364	0.0090	5		5		5
Fin.-Tax&Rev. Acctg.	1,324	0.0329	19		19		19
ARA Director's Office	2,826	0.0702	40		40		40
ARA Admin Svcs	2,147	0.0534	30		30		30
ARA Strategic Purchasing	1,144	0.0284	16		16		16
ARA City Council Admin	408	0.0101	6		6		6
ARA 3-1-1	1,169	0.0290	16		16		16
ARA Central Payroll	3,937	0.0978	55		55		55
ARA Regulatory Services	6,011	0.1494	84		84		84
IT - Director	16,224	0.4032	227		227		227
IT - Admin & Applications	3,895	0.0968	55		55		55
IT - Infrastructure	33,241	0.8260	466		466		492
Affirmative Action	3,304	0.0821	46		46		49
Mayor's Office	19,827	0.4927	278		278		293
Human Resources Dept.	76,702	1.9060	1,074		1,074		1,134
Legal Department	16,036	0.3985	225		225		238
City Secretary	1,309	0.0325	18		18		19
City Council	11,536	0.2867	162		162		171
City Controller's Office	21,512	0.5346	301		301		318
Municipal Court Administration	62,447	1.5518	875		875		924
Health Administration	48,578	1.2071	680		680		718
Planning & Development Admin	1,265	0.0314	18		18		19
PWE - Administration	341,137	8.4771	4,778		4,778	267	5,045
CIP Sal Rec PWE Adm	6,901	0.1715	97		97	5	102
HPD - Police Records	1,967	0.0489	28		28	2	30
HPD- Inspector General	1,356	0.0337	19		19	1	20



City Of Houston, Texas
Full Cost Allocation Plan
Schedule 4 - Detail Activity Allocations
For Department IT - Admin & Applications

Activity - Citizen's Net	Allocation Units	Allocation Percentage	Gross Allocation	Direct Billed	Allocation Step1	Allocation Step2	Total Allocation
Receiving Department							
General Services Department	44,869	1.1150	628		628	35	663
HEC	3,637	0.0904	51		51	3	54
Police	277,513	6.8960	3,887		3,887	217	4,104
Fire	398,122	9.8931	5,576		5,576	309	5,885
Municipal Court Judicial	5,386	0.1338	75		75	4	79
Solid Waste Management	67,187	1.6696	941		941	53	994
Housing and Community Devp.	36,053	0.8959	505		505	28	533
Library	64,380	1.5998	902		902	50	952
Parks & Recreation	147,110	3.6556	2,061		2,061	115	2,176
Health & Human Services	148,623	3.6932	2,082		2,082	116	2,198
C&E Parking	6,232	0.1549	87		87	5	92
Fin-Econ. Dvpt	185	0.0046	3		3		3
ARA Ins. Mgmt.	947	0.0235	13		13	1	14
ARA Exec Svcs	879	0.0218	12		12	1	13
ARA-Other	20,186	0.5016	283		283	16	299
Planning & Development	13,937	0.3463	195		195	11	206
CIP S/R Planning	846	0.0210	12		12	1	13
CIP Sal Rec RE	20,427	0.5076	286		286	16	302
CIP S/R Engrg	37,797	0.9392	529		529	30	559
CIP S/R Constr.	23,275	0.5784	326		326	18	344
CIP S/R Engr/Const	465	0.0116	7		7		7
CIP S/R Geoenv.	4,059	0.1009	57		57	3	60
CIP S/R GSD	6,707	0.1667	94		94	5	99
Prop & Cas Legal	3,314	0.0824	46		46	3	49
PWE - Fleet Management	23,823	0.5920	334		334	19	353
Wkr Comp - HR	20,611	0.5122	289		289	16	305
Wkr Comp Legal	998	0.0248	14		14	1	15
HEC Director	737	0.0183	10		10	1	11
HEC - IT	3,237	0.0804	45		45	3	48
HEC - 9-1-1 Network	1,952	0.0485	27		27	2	29
HEC - Police Call Takers	2,930	0.0728	41		41	2	43
PWE-Sign Adm	5,676	0.1410	80		80	4	84



All Monetary Values Are \$ Dollars
MAXCARS © 2009 MAXIMUS, INC.
Report Output Prepared By Agency

City Of Houston, Texas
Full Cost Allocation Plan
Schedule 4 - Detail Activity Allocations
For Department IT - Admin & Applications

Receiving Department	Allocation Units	Allocation Percentage	Gross Allocation	Direct Billed	Allocation Step1	Allocation Step2	Total Allocation
PWE-Bldg Insp.	32,246	0.8013	452		452	25	477
PWE - Stormwater Fund	22,297	0.5541	312		312	17	329
CABLE TV	3,197	0.0794	45		45	2	47
PWE - Houston Transtar	4,857	0.1207	68		68	4	72
TIRZ	732	0.0182	10		10	1	11
Houston Airport System (HAS)	201,780	5.0141	2,826		2,826	158	2,984
PWE - Water & Sewer System	244,789	6.0829	3,429		3,429	191	3,620
Conv and Ent Opns	37,015	0.9198	518		518	29	547
PWE Parking	1,399	0.0348	20		20	1	21
GSD Parking	40	0.0010	1		1		1
Health Benefits Fund	123,069	3.0582	1,724		1,724	96	1,820
SubTotal	4,024,238	100.0000	56,366		56,366	2,119	58,485
TOTAL	4,024,238	100.0000	56,366		56,366	2,119	58,485

Allocation Basis: Total number of revenue & expenditure transactions per dept.
 Allocation Source: Information Technology



All Monetary Values Are \$ Dollars
 MAXCARS © 2009 MAXIMUS, INC.
 Report Output Prepared By Agency

City Of Houston, Texas
Full Cost Allocation Plan

Schedule 4 - Detail Activity Allocations
For Department IT - Admin & Applications

Activity - IT ERP

Receiving Department	Allocation Units	Allocation Percentage	Gross Allocation	Direct Billed	Allocation Step1	Allocation Step2	Total Allocation
Citywide General Government	1,269,996	31.5585	1,593,754		1,593,754		1,593,754
Fin-Dir. Office	1,380	0.0343	1,732		1,732		1,732
Fin-OMB	313	0.0078	393		393		393
Fin-Debt Svc	1,169	0.0290	1,467		1,467		1,467
Fin-Genl. Acctg	1,165	0.0290	1,462		1,462		1,462
Fin-Auditing	127	0.0032	159		159		159
Fin-Grants	364	0.0090	457		457		457
Fin-Tax&Rev. Acctg.	1,324	0.0329	1,662		1,662		1,662
ARA Director's Office	2,826	0.0702	3,546		3,546		3,546
ARA Admin Svcs	2,147	0.0534	2,694		2,694		2,694
ARA Strategic Purchasing	1,144	0.0284	1,436		1,436		1,436
ARA City Council Admin	408	0.0101	512		512		512
ARA 3-1-1	1,169	0.0290	1,467		1,467		1,467
ARA Central Payroll	3,937	0.0978	4,941		4,941		4,941
ARA Regulatory Services	6,011	0.1494	7,543		7,543		7,543
IT - Director	16,224	0.4032	20,360		20,360		20,360
IT - Admin & Applications	3,895	0.0968	4,888		4,888		4,888
IT - Infrastructure	33,241	0.8260	41,715		41,715	2,329	44,044
Affirmative Action	3,304	0.0821	4,146		4,146	231	4,377
Mayor's Office	19,827	0.4927	24,881		24,881	1,389	26,270
Human Resources Dept.	76,702	1.9060	96,255		96,255	5,373	101,628
Legal Department	16,036	0.3985	20,124		20,124	1,123	21,247
City Secretary	1,309	0.0325	1,643		1,643	92	1,735
City Council	11,536	0.2867	14,477		14,477	808	15,285
City Controller's Office	21,512	0.5346	26,996		26,996	1,507	28,503
Municipal Court Administration	62,447	1.5518	78,366		78,366	4,375	82,741
Health Administration	48,578	1.2071	60,962		60,962	3,403	64,365
Planning & Development Admin	1,265	0.0314	1,588		1,588	89	1,677
PWE - Administration	341,137	8.4771	428,102		428,102	23,898	452,000
CIP Sal Rec PWE Adm	6,901	0.1715	8,660		8,660	483	9,143
HPD - Police Records	1,967	0.0489	2,468		2,468	138	2,606
HPD- Inspector General	1,356	0.0337	1,702		1,702	95	1,797



All Monetary Values Are \$ Dollars
MAXCARS © 2009 MAXIMUS, INC.
Report Output Prepared By Agency

City Of Houston, Texas
Full Cost Allocation Plan

Schedule 4 - Detail Activity Allocations
For Department IT - Admin & Applications

Activity - IT ERP

Receiving Department	Allocation Units	Allocation Percentage	Gross Allocation	Direct Billed	Allocation Step1	Allocation Step2	Total Allocation
General Services Department	44,869	1.1150	56,307		56,307	3,143	59,450
HEC	3,637	0.0904	4,564		4,564	255	4,819
Police	277,513	6.8960	348,258		348,258	19,441	367,699
Fire	398,122	9.8931	499,614		499,614	27,887	527,501
Municipal Court Judicial	5,386	0.1338	6,759		6,759	377	7,136
Solid Waste Management	67,187	1.6696	84,315		84,315	4,707	89,022
Housing and Community Devo.	36,053	0.8959	45,244		45,244	2,526	47,770
Library	64,380	1.5998	80,792		80,792	4,510	85,302
Parks & Recreation	147,110	3.6556	184,612		184,612	10,306	194,918
Health & Human Services	148,623	3.6932	186,511		186,511	10,412	196,923
C&E Parking	6,232	0.1549	7,821		7,821	437	8,258
Fin-Econ. Dvpt	185	0.0046	232		232	13	245
ARA Ins. Mgmt.	947	0.0235	1,188		1,188	66	1,254
ARA Exec Svcs	879	0.0218	1,103		1,103	62	1,165
ARA-Other	20,186	0.5016	25,332		25,332	1,414	26,746
Planning & Development	13,937	0.3463	17,490		17,490	976	18,466
CIP S/R Planning	846	0.0210	1,062		1,062	59	1,121
CIP Sal Rec RE	20,427	0.5076	26,634		26,634	1,431	27,065
CIP S/R Engrg	37,797	0.9392	47,432		47,432	2,648	50,080
CIP S/R Constr.	23,275	0.5784	29,208		29,208	1,631	30,839
CIP S/R Eng/Const	465	0.0116	584		584	33	617
CIP S/R Geoenv.	4,059	0.1009	5,094		5,094	284	5,378
CIP S/R GSD	6,707	0.1667	8,417		8,417	470	8,887
Prop & Cas Legal	3,314	0.0824	4,159		4,159	232	4,391
PWE - Fleet Management	23,823	0.5920	29,896		29,896	1,669	31,565
Wlkr Comp - HR	20,611	0.5122	25,865		25,865	1,444	27,309
Wlkr Comp Legal	998	0.0248	1,252		1,252	70	1,322
HEC Director	737	0.0183	925		925	52	977
HEC - IT	3,237	0.0804	4,062		4,062	227	4,289
HEC - 9-1-1 Network	1,952	0.0485	2,450		2,450	137	2,587
HEC - Police Call Takers	2,930	0.0728	3,677		3,677	205	3,882
PWE-Sign Adm	5,676	0.1410	7,123		7,123	398	7,521

Schedule 4 - Detail Activity Allocations
 For Department IT - Admin & Applications

Activity - IT ERP

Receiving Department	Allocation Units	Allocation Percentage	Gross Allocation	Direct Billed	Allocation Step1	Allocation Step2	Total Allocation
PWE-Bldg Insp.	32,246	0.8013	40,466		40,466	2,259	42,725
PWE - Stormwater Fund	22,297	0.5541	27,981		27,981	1,562	29,543
CABLE TV	3,197	0.0794	4,012		4,012	224	4,236
PWE - Houston Transtar	4,857	0.1207	6,095		6,095	340	6,435
TIRZ	732	0.0182	919		919	51	970
Houston Airport System (HAS)	201,780	5.0141	253,219		253,219	14,136	267,355
PWE - Water & Sewer System	244,789	6.0829	307,192		307,192	17,149	324,341
Conv and Ent Optrs	37,015	0.9198	46,451		46,451	2,593	49,044
PWE Parking	1,399	0.0348	1,756		1,756	98	1,854
GSD Parking	40	0.0010	50		50	3	53
Health Benefits Fund	123,069	3.0582	154,443		154,443	8,622	163,065
SubTotal	4,024,238	100.0000	5,050,124		5,050,124	189,892	5,240,016
TOTAL	4,024,238	100.0000	5,050,124		5,050,124	189,892	5,240,016

Allocation Basis: Total number of revenue & expenditure transactions per dept.

Allocation Source: Information Technology



All Monetary Values Are \$ Dollars
 MAXCARS © 2009 MAXIMUS, INC.
 Report Output Prepared By Agency

City Of Houston, Texas
Full Cost Allocation Plan
Schedule .5 - Allocation Summary
For Department IT - Admin & Applications

Receiving Department	Total	Dept Admin	Enterprise Appl.	Citizen's Net	IT ERP
Citywide General Government	1,611,542	0	0	17,788	1,593,754
Fin-Dir. Office	7,531	0	5,780	19	1,732
Fin-OMB	1,708	0	1,311	4	393
Fin-Debt Svc	6,379	0	4,896	16	1,467
Fin-Genl. Acctg	6,357	0	4,879	16	1,462
Fin-Auditing	693	0	532	2	159
Fin-Grants	1,986	0	1,524	5	457
Fin-Tax&Rev. Acctg.	7,226	0	5,545	19	1,662
ARA Director's Office	15,422	0	11,836	40	3,546
ARA Admn Svcs	11,716	0	8,992	30	2,694
ARA Strategic Purchasing	6,243	0	4,791	16	1,436
ARA City Council Admn	2,227	0	1,709	6	512
ARA 3-1-1	6,379	0	4,896	16	1,467
ARA Central Payroll	21,485	0	16,489	55	4,941
ARA Regulatory Services	32,802	0	25,175	84	7,543
IT - Director	21,464	877	0	227	20,360
IT - Admin & Applications	6,917	1,974	0	55	4,888
IT - Infrastructure	48,624	4,088	0	492	44,044
Affirmative Action	4,426	0	0	49	4,377
Mayor's Office	112,826	0	86,263	293	26,270
Human Resources Dept.	436,474	0	333,712	1,134	101,628
Legal Department	91,253	0	69,768	238	21,247
City Secretary	7,449	0	5,695	19	1,735
City Council	65,647	0	50,191	171	15,285
City Controller's Office	122,415	0	93,594	318	28,503
Municipal Court	83,665	0	0	924	82,741
Health Administration	276,434	0	211,351	718	64,365
Planning & Development	1,696	0	0	19	1,677
PWE - Administration	457,045	0	0	5,045	452,000
CIP Sal Rec PWE Adm	9,245	0	0	102	9,143
HPD - Police Records	2,636	0	0	30	2,606
HPD- Inspector General	1,817	0	0	20	1,797
General Services Department	255,327	0	195,214	663	59,450
HEC	4,873	0	0	54	4,819
Police	371,803	0	0	4,104	367,699



All Monetary Values Are \$ Dollars
MAXCARS © 2009 MAXIMUS, INC.
Report Output Prepared By Agency

City Of Houston, Texas
Full Cost Allocation Plan
Schedule .5 - Allocation Summary
For Department IT - Admin & Applications

Receiving Department	Total	Dept Admin	Enterprise Appl.	Citizen's Net	IT ERP
Fire	533,386	0	0	5,885	527,501
Municipal Court Judicial	7,215	0	0	79	7,136
Solid Waste Management	382,331	0	292,315	994	89,022
Housing and Community	205,161	0	156,858	533	47,770
Library	86,254	0	0	952	85,302
Parks & Recreation	837,133	0	640,039	2,176	194,918
Health & Human Services	845,743	0	646,622	2,198	196,923
C&E Parking	8,350	0	0	92	8,258
Fin-Econ, Dvpt	1,053	0	805	3	245
ARA Ins. Mgmt.	5,388	0	4,120	14	1,254
ARA Exec Svcs	5,002	0	3,824	13	1,165
ARA-Other	114,869	0	87,824	299	26,746
Planning & Development	18,672	0	0	206	18,466
CIP S/R Planning	1,134	0	0	13	1,121
CIP Sal Rec RE	27,367	0	0	302	27,065
CIP S/R Engrg	50,639	0	0	559	50,080
CIP S/R Constr.	31,183	0	0	344	30,839
CIP S/R Eng/Const	624	0	0	7	617
CIP S/R Geoenv.	5,438	0	0	60	5,378
CIP S/R GSD	8,986	0	0	99	8,887
Prop & Cas Legal	4,440	0	0	49	4,391
PWE - Fleet Management	135,566	0	103,648	353	31,565
Wkr Comp - HR	27,614	0	0	305	27,309
Wkr Comp Legal	1,337	0	0	15	1,322
HEC Director	988	0	0	11	977
HEC - IT	4,337	0	0	48	4,289
HEC - 9-1-1 Network	2,616	0	0	29	2,587
HEC - Police Call Takers	3,925	0	0	43	3,882
PWE-Sign Adm	7,605	0	0	84	7,521
PWE-Bldg Insp.	43,202	0	0	477	42,725
PWE - Stormwater Fund	29,872	0	0	329	29,543
CABLE TV	4,283	0	0	47	4,236
PWE - Houston Transtar	6,507	0	0	72	6,435
TIRZ	981	0	0	11	970
Houston Airport System	270,339	0	0	2,984	267,355
PWE - Water & Sewer	327,961	0	0	3,620	324,341



All Monetary Values Are \$ Dollars
MAXCARS © 2009 MAXIMUS, INC.
Report Output Prepared By Agency

City Of Houston, Texas
Full Cost Allocation Plan
Schedule .5 - Allocation Summary
For Department IT - Admin & Applications

Receiving Department	Total	Dept Admin	Enterprise Appl.	Citizen's Net	IT ERP
Conv and Ent Optns	209,538	0	159,947	547	49,044
PWE Parking	1,875	0	0	21	1,854
GSD Parking	54	0	0	1	53
Health Benefits Fund	164,885	0	0	1,820	163,065
Direct Billed	0	0	0	0	0
Total	8,545,585	6,939	3,240,145	58,485	5,240,016



All Monetary Values Are \$ Dollars
 MAXCARS © 2009 MAXIMUS, INC.
 Report Output Prepared By Agency

**SCHEDULE 20.1
FY 2010 FULL COST PLAN**

**CITY OF HOUSTON, TEXAS
FY 2010 FULL COST ALLOCATION PLAN
INFORMATION TECHNOLOGY - INFRASTRUCTURE
NATURE AND EXTENT OF SERVICES**

The Information Technology - Infrastructure develops, implements, and manages the City of Houston's wide area network, telecommunications infrastructure, provides Intra/Internet security monitoring, and performs client server maintenance and support enterprise applications. The functions and bases used for cost allocation are as follows:

- **Client Services** – Costs for user desktop support and help desk functions have been allocated based on the total number of revenue & expenditure transactions processed by department.
- **Data Center** – Costs of the Data Center have been allocated based on the number of transactions processed for the departments served.
- **Network Data & Voice** – Costs of the service and maintenance of the citywide network infrastructure and telecommunications systems have been allocated based on the number of transactions processed for departments served.
- **Infrastructure** – Costs of infrastructure support and services have been allocated based on the total number of transactions processed.
- **Enterprise Operations** – Costs of enterprise management, server operations and storage management have been allocated based on the number of transactions processed for departments served.
- **Revolving Fund Network Data & Voice** – Direct costs of Network Data & Voice services that are included in the revolving fund have been deducted from allocations; therefore, only indirect costs have been allocated based on the total number of transactions processed.
- **Revolving Fund Systems Services** – Direct costs of System Services that have been accounted for in the Revolving Fund have been deducted; therefore, only the indirect costs have been allocated based on the number of transactions processed for the departments served.

City Of Houston, Texas
Full Cost Allocation Plan
Schedule 2 - Costs To Be Allocated
For Department IT - Infrastructure

Expenditures Per Financial Statement:	1st Allocation	2nd Allocation	Sub-Total	Total
Capital Outlay	(2,940,371)			26,795,658
Disallowed	(8,657)			
Total Deductions:	(2,949,028)			(2,949,028)
Equipment Usage Charge	125,370		125,370	
Citywide General Government	274,595	26,478	301,073	
Fin-OMB	12,574	6,859	19,433	
Fin.-Debt Svc	3,660	1,226	4,886	
Fin-Genl. Acctg	31,311	5,099	36,410	
Fin-Auditing	1,492	561	2,053	
Fin-Grants	2,271	1,257	3,528	
Fin.-Tax&Rev. Acctg.	6,158	1,041	7,199	
ARA Admin Svcs	4,872	228	5,100	
ARA Strategic Purchasing	9,513	335	9,848	
ARA Central Payroll	5,190	404	5,594	
ARA Regulatory Services	12,395	998	13,393	
IT - Director	1,288,304	431,057	1,719,361	
IT - Admin & Applications	46,018	2,606	48,624	
IT - Infrastructure		58,847	58,847	
Affirmative Action		17,323	17,323	
Mayor's Office		13,036	13,036	
Human Resources Dept.		5,941	5,941	
City Secretary		6,114	6,114	
City Council		61,970	61,970	
City Controller's Office		62,107	62,107	
Total Allocated Additions:	1,823,723	703,487	2,527,210	2,527,210
Deduct direct costs	(16,630,463)			
Total Departmental Cost Adjustments:	(16,630,463)			(16,630,463)



All Monetary Values Are \$ Dollars
MAXCARS © 2009 MAXIMUS, INC.
Report Output Prepared By Agency

City Of Houston, Texas
Full Cost Allocation Plan
Schedule .2 - Costs To Be Allocated
For Department IT - Infrastructure

Total To Be Allocated:

<u>9,039,890</u>	<u>703,487</u>	<u>9,743,377</u>
------------------	----------------	------------------



All Monetary Values Are \$ Dollars
MAXCars © 2009 MAXIMUS, INC.
Report Output Prepared By Agency

City Of Houston, Texas
 Full Cost Allocation Plan
 Schedule .3 - Costs Allocated By Activity
 For Department IT - Infrastructure

	Total	General & Admin	Client Svcs	Data Center	NW Data & Voice
Wages & Benefits					
Salaries & Wages	4,552,492	0	942,395	719,879	1,802,958
Fringe Benefits	1,652,553	0	339,191	290,050	652,956
Other Expense & Cost					
Supplies	128,728	0	42,903	9,983	20,624
Contractual Svcs	17,408,624	0	223,034	146,509	327,991
Other	104,233	0	0	0	1,325
*Capital Outlay	2,940,371	2,940,371	0	0	0
*Disallowed	8,657	8,657	0	0	0
Departmental Totals					
Total Expenditures	26,795,658	2,949,028	1,547,523	1,166,421	2,805,594
Deductions					
Total Deductions	(2,949,028)	(2,949,028)	0	0	0
Cost Adjustments					
Deduct direct costs	(16,630,463)	0	0	0	0
Functional Cost					
Allocation Step 1	7,216,167	0	1,547,523	1,166,421	2,805,594
Allocation Step 2					
Inbound- All Others	1,823,723	1,823,723	0	0	0
Reallocate Admin Costs	(1,823,723)	(1,823,723)	391,101	294,787	709,051
1st Allocation	9,039,890	0	1,938,624	1,461,208	3,514,845
Allocation Step 2					
Inbound- All Others	703,487	703,487	0	0	0
Reallocate Admin Costs	(703,487)	(703,487)	150,864	113,712	273,511
2nd Allocation	703,487	0	150,864	113,712	273,511
Total For 100068000300000 IT -	9,743,377	0	2,089,488	1,574,920	3,789,156
Total Allocated	9,743,377	0	2,089,488	1,574,920	3,789,156



* - Indicates Disallowed Expenditure

City Of Houston, Texas
 Full Cost Allocation Plan
 Schedule .3 - Costs Allocated By Activity
 For Department IT - Infrastructure

	Infrastructure	Enterprise Opns	Rev Fnd NW Data	Rev Fnd Enterprise Opns
Wages & Benefits				
Salaries & Wages	62,336	1,024,924	0	0
Fringe Benefits	66,831	303,785	0	0
Other Expense & Cost				
Supplies	35,002	609	19,607	0
Contractual Svcs	192,823	10,319	16,507,948	0
Other	0	0	0	102,908
*Capital Outlay	0	0	0	0
*Disallowed	0	0	0	0
Departmental Totals				
Total Expenditures	356,992	1,339,637	16,527,555	102,908
Deductions				
Total Deductions	0	0	0	0
Cost Adjustments				
Deduct direct costs	0	0	(16,527,555)	(102,908)
Functional Cost	356,992	1,339,637	0	0
Allocation Step 1				
Inbound- All Others	0	0	0	0
Reallocate Admin Costs	90,221	338,563	0	0
1st Allocation	447,213	1,678,200	0	0
Allocation Step 2				
Inbound- All Others	0	0	0	0
Reallocate Admin Costs	34,802	130,598	0	0
2nd Allocation	34,802	130,598	0	0
Total For 100068000300000 IT -	482,015	1,808,798	0	0
Total Allocated	482,015	1,808,798	0	0



All Monetary Values Are \$ Dollars
 MAXCars © 2009 MAXIMUS, INC.
 Report Output Prepared By Agency

City Of Houston, Texas
Full Cost Allocation Plan
Schedule 4 - Detail Activity Allocations
For Department IT - Infrastructure

Activity - Client Svcs	Receiving Department	Allocation Units	Allocation Percentage	Gross Allocation	Direct Billed	Allocation Step1	Allocation Step2	Total Allocation
	Citywide General Government	1,269,996	31.5585	611,812		611,812		611,812
	Fin-Dir. Office	1,380	0.0343	665		665		665
	Fin-OMB	313	0.0078	151		151		151
	Fin-Debt Svc	1,169	0.0290	563		563		563
	Fin-Genl. Acctg	1,165	0.0290	561		561		561
	Fin-Auditing	127	0.0032	61		61		61
	Fin-Grants	364	0.0090	175		175		175
	Fin-Tax&Rev. Acctg.	1,324	0.0329	638		638		638
	ARA Director's Office	2,826	0.0702	1,361		1,361		1,361
	ARA Admin Svcs	2,147	0.0534	1,034		1,034		1,034
	ARA Strategic Purchasing	1,144	0.0284	551		551		551
	ARA City Council Admin	408	0.0101	197		197		197
	ARA 3-1-1	1,169	0.0290	563		563		563
	ARA Central Payroll	3,937	0.0978	1,897		1,897		1,897
	ARA Regulatory Services	6,011	0.1494	2,896		2,896		2,896
	IT - Director	16,224	0.4032	7,816		7,816		7,816
	IT - Admin & Applications	3,895	0.0968	1,876		1,876		1,876
	IT - Infrastructure	33,241	0.8260	16,013		16,013		16,013
	Affirmative Action	3,304	0.0821	1,592		1,592	186	1,778
	Mayor's Office	19,827	0.4927	9,551		9,551	1,117	10,668
	Human Resources Dept.	76,702	1.9060	36,950		36,950	4,322	41,272
	Legal Department	16,036	0.3985	7,725		7,725	904	8,629
	City Secretary	1,309	0.0325	631		631	74	705
	City Council	11,536	0.2867	5,557		5,557	650	6,207
	City Controller's Office	21,512	0.5346	10,363		10,363	1,212	11,575
	Municipal Court Administration	62,447	1.5518	30,083		30,083	3,519	33,602
	Health Administration	48,578	1.2071	23,402		23,402	2,737	26,139
	Planning & Development Admin	1,265	0.0314	609		609	71	680
	PWE - Administration	341,137	8.4771	164,338		164,338	19,222	183,560
	CIP Sal Rec PWE Adm	6,901	0.1715	3,324		3,324	389	3,713
	HPD - Police Records	1,967	0.0489	948		948	111	1,059
	HPD- Inspector General	1,356	0.0337	653		653	76	729



All Monetary Values Are \$ Dollars
MAXCARS © 2009 MAXIMUS, INC.
Report Output Prepared By Agency

City Of Houston, Texas
Full Cost Allocation Plan
Schedule .4 - Detail Activity Allocations
For Department IT - Infrastructure

Activity - Client Svcs	Allocation Units	Allocation Percentage	Gross Allocation	Direct Billed	Allocation Step1	Allocation Step2	Total Allocation
Receiving Department							
General Services Department	44,869	1.1150	21,615		21,615	2,528	24,143
HEC	3,637	0.0904	1,752		1,752	205	1,957
Police	277,513	6.8960	133,688		133,688	15,637	149,325
Fire	398,122	9.8931	191,790		191,790	22,436	214,226
Municipal Court Judicial	5,386	0.1338	2,595		2,595	303	2,898
Solid Waste Management	67,187	1.6696	32,366		32,366	3,786	36,152
Housing and Community Devp.	36,053	0.8959	17,368		17,368	2,031	19,399
Library	64,380	1.5998	31,014		31,014	3,628	34,642
Parks & Recreation	147,110	3.6556	70,868		70,868	8,289	79,157
Health & Human Services	148,623	3.6932	71,597		71,597	8,374	79,971
C&E Parking	6,232	0.1549	3,002		3,002	351	3,353
Fin-Econ. Dvpt	185	0.0046	89		89	10	99
ARA Ins. Mgmt.	947	0.0235	456		456	53	509
ARA Exec Svcs	879	0.0218	423		423	50	473
ARA-Other	20,186	0.5016	9,724		9,724	1,137	10,861
Planning & Development	13,937	0.3463	6,714		6,714	785	7,499
CIP S/R Planning	846	0.0210	408		408	48	456
CIP Sal Rec RE	20,427	0.5076	9,840		9,840	1,151	10,991
CIP S/R Engrg	37,797	0.9392	18,208		18,208	2,130	20,338
CIP S/R Constr.	23,275	0.5784	11,212		11,212	1,311	12,523
CIP S/R Eng/Const	465	0.0116	224		224	26	250
CIP S/R Geoenv.	4,059	0.1009	1,955		1,955	229	2,184
CIP S/R GSD	6,707	0.1667	3,231		3,231	378	3,609
Prop & Gas Legal	3,314	0.0824	1,596		1,596	187	1,783
PWE - Fleet Management	23,823	0.5920	11,476		11,476	1,342	12,818
Wkr Comp - HR	20,611	0.5122	9,929		9,929	1,161	11,090
Wkr Comp Legal	998	0.0248	481		481	56	537
HEC Director	737	0.0183	355		355	42	397
HEC - IT	3,237	0.0804	1,559		1,559	182	1,741
HEC - 9-1-1 Network	1,952	0.0485	940		940	110	1,050
HEC - Police Call Takers	2,930	0.0728	1,411		1,411	165	1,576
PWE-Sign Adm	5,676	0.1410	2,734		2,734	320	3,054



All Monetary Values Are \$ Dollars
MAXCARS © 2009 MAXIMUS, INC.
Report Output Prepared By Agency

City Of Houston, Texas
Full Cost Allocation Plan
Schedule 4 - Detail Activity Allocations
For Department IT - Infrastructure

Receiving Department	Allocation Units	Allocation Percentage	Gross Allocation	Direct Billed	Allocation Step1	Allocation Step2	Total Allocation
PWE-Bldg Insp.	32,246	0.8013	15,534		15,534	1,817	17,351
PWE - Stormwater Fund	22,297	0.5541	10,741		10,741	1,256	11,997
CABLE TV	3,197	0.0794	1,540		1,540	180	1,720
PWE - Houston Transtar	4,857	0.1207	2,340		2,340	274	2,614
TIRZ	732	0.0182	353		353	41	394
Houston Airport System (HAS)	201,780	5.0141	97,205		97,205	11,370	108,575
PWE - Water & Sewer System	244,789	6.0829	117,924		117,924	13,793	131,717
Conv and Ent Optns	37,015	0.9198	17,831		17,831	2,086	19,917
PWE Parking	1,399	0.0348	674		674	79	753
GSD Parking	40	0.0010	19		19	2	21
Health Benefits Fund	123,069	3.0582	59,287		59,287	6,935	66,222
SubTotal	4,024,238	100.0000	1,938,624		1,938,624	150,864	2,089,488
TOTAL	4,024,238	100.0000	1,938,624		1,938,624	150,864	2,089,488

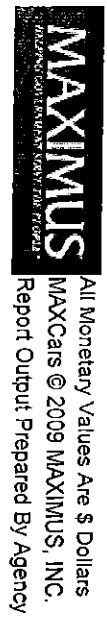
Allocation Basis: Total number of revenue & expenditure transactions per dept.
Allocation Source: Information Technology



All Monetary Values Are \$ Dollars
MAXCARS © 2009 MAXIMUS, INC.
Report Output Prepared By Agency

City Of Houston, Texas
Full Cost Allocation Plan
Schedule 4 - Detail Activity Allocations
For Department IT - Infrastructure

Activity - Data Center	Receiving Department	Allocation Units	Allocation Percentage	Gross Allocation	Direct Billed	Allocation Step1	Allocation Step2	Total Allocation
	Fin-Dic. Office	1,380	0.0518	756		756		756
	Fin-OMB	313	0.0117	172		172		172
	Fin.-Debt Svc	1,169	0.0438	641		641		641
	Fin-Genl. Acctg	1,165	0.0437	638		638		638
	Fin-Auditing	127	0.0048	70		70		70
	Fin-Grants	364	0.0137	199		199		199
	Fin.-Tax&Rev. Acctg.	1,324	0.0497	726		726		726
	ARA Director's Office	2,826	0.1060	1,549		1,549		1,549
	ARA Admin Svcs	2,147	0.0805	1,177		1,177		1,177
	ARA Strategic Purchasing	1,144	0.0429	627		627		627
	ARA City Council Admin	408	0.0153	224		224		224
	ARA 3-1-1	1,169	0.0438	641		641		641
	ARA Central Payroll	3,937	0.1477	2,158		2,158		2,158
	ARA Regulatory Services	6,011	0.2254	3,294		3,294		3,294
	IT - Director	16,224	0.6085	8,891		8,891		8,891
	IT - Admin & Applications	3,895	0.1461	2,135		2,135		2,135
	IT - Infrastructure	33,241	1.2467	18,217		18,217		18,217
	Affirmative Action	2,613	0.0980	1,432		1,432	115	1,547
	Mayor's Office	19,827	0.7436	10,866		10,866	871	11,737
	Human Resources Dept.	76,702	2.8768	42,036		42,036	3,368	45,404
	Legal Department	16,036	0.6014	8,788		8,788	704	9,492
	City Secretary	1,309	0.0491	717		717	57	774
	City Council	11,536	0.4327	6,322		6,322	507	6,829
	City Controller's Office	21,512	0.8068	11,789		11,789	945	12,734
	Health Administration	48,578	1.8220	26,623		26,623	2,133	28,756
	Planning & Development Admin	1,265	0.0474	693		693	56	749
	PWE - Administration	341,137	12.7947	186,957		186,957	14,981	201,938
	CIP Sal Rec PWE Adm	6,901	0.2588	3,782		3,782	303	4,085
	HPD - Police Records	1,967	0.0738	1,078		1,078	86	1,164
	HPD- Inspector General	1,356	0.0509	743		743	60	803
	General Services Department	44,869	1.6829	24,590		24,590	1,970	26,560
	Police	277,513	10.4084	152,088		152,088	12,187	164,275



All Monetary Values Are \$ Dollars
MAXCARS © 2009 MAXIMUS, INC.
Report Output Prepared By Agency

City Of Houston, Texas
Full Cost Allocation Plan
Schedule 4 - Detail Activity Allocations
For Department IT - Infrastructure

Activity - Data Center

Receiving Department	Allocation Units	Allocation Percentage	Gross Allocation	Direct Billed	Allocation Step1	Allocation Step2	Total Allocation
Fire	398,122	14.9321	218,185		218,185	17,484	235,669
Solid Waste Management	67,187	2.5199	36,821		36,821	2,950	39,771
Housing and Community Devp.	36,053	1.3522	19,758		19,758	1,583	21,341
Library	63,710	2.3895	34,916		34,916	2,798	37,714
Parks & Recreation	147,110	5.5175	80,622		80,622	6,460	87,082
Health & Human Services	148,623	5.5742	81,451		81,451	6,527	87,978
Fin-Econ. Dvpt	185	0.0069	101		101	8	109
ARA Ins. Mgmt.	947	0.0355	519		519	42	561
ARA Exec Svcs	879	0.0330	482		482	39	521
ARA-Other	20,186	0.7571	11,063		11,063	886	11,949
Planning & Development	13,937	0.5227	7,638		7,638	612	8,250
CIP S/R Planning	846	0.0317	464		464	37	501
CIP Sal Rec RE	20,427	0.7661	11,195		11,195	897	12,092
CIP S/R Engrg	37,797	1.4176	20,714		20,714	1,660	22,374
CIP S/R Constr.	23,275	0.8730	12,756		12,756	1,022	13,778
CIP S/R Eng/Const	465	0.0174	255		255	20	275
CIP S/R GeoEnv.	4,059	0.1522	2,224		2,224	178	2,402
CIP S/R Other	1,613	0.0605	884		884	71	955
CIP S/R GSD	6,707	0.2516	3,676		3,676	295	3,971
Prop & Cas Legal	3,314	0.1243	1,816		1,816	146	1,962
PWE - Fleet Management	23,823	0.8935	13,056		13,056	1,046	14,102
Wftr Comp - HR	20,611	0.7730	11,296		11,296	905	12,201
Wftr Comp Legal	998	0.0374	547		547	44	591
PWE-Sign Adm	5,676	0.2129	3,111		3,111	249	3,360
PWE-Bldg Insp.	32,246	1.2094	17,672		17,672	1,416	19,088
PWE - Stormwater Fund	22,297	0.8363	12,220		12,220	979	13,199
CABLE TV	3,197	0.1199	1,752		1,752	140	1,892
PWE - Houston Transtar	4,857	0.1822	2,662		2,662	213	2,875
TIRZ	732	0.0275	401		401	32	433
Houston Airport System (HAS)	201,780	7.5679	110,583		110,583	8,861	119,444
PWE - Water & Sewer System	244,789	9.1810	134,154		134,154	10,750	144,904
Conv and Ent Optns	36,763	1.3788	20,148		20,148	1,614	21,762



All Monetary Values Are \$ Dollars
MAXCARS © 2009 MAXIMUS, INC.
Report Output Prepared By Agency

City Of Houston, Texas
 Full Cost Allocation Plan

Schedule 4 - Detail Activity Allocations
 For Department IT - Infrastructure

Activity - Data Center

Receiving Department	Allocation Units	Allocation Percentage	Gross Allocation	Direct Billed	Allocation Step1	Allocation Step2	Total Allocation
Health Benefits Fund	123,069	4.6158	67,447		67,447	5,405	72,852
SubTotal	2,666,245	100.0000	1,461,208		1,461,208	113,712	1,574,920
TOTAL	2,666,245	100.0000	1,461,208		1,461,208	113,712	1,574,920

Allocation Basis: Number of transactions per dept. for Infrastructure
 Allocation Source: Information Technology



All Monetary Values Are \$ Dollars
 MAXCars © 2009 MAXIMUS, INC.
 Report Output Prepared By Agency

City Of Houston, Texas
Full Cost Allocation Plan
Schedule 4 - Detail Activity Allocations
For Department IT - Infrastructure

Activity - NW Data & Voice

Receiving Department	Allocation Units	Allocation Percentage	Gross Allocation	Direct Billed	Allocation Step1	Allocation Step2	Total Allocation
Fin-Dir. Office	1,380	0.1851	6,505		6,505		6,505
Fin-OMB	313	0.0420	1,475		1,475		1,475
Fin.-Debt Svc	1,169	0.1568	5,510		5,510		5,510
Fin-Genl. Acctg	1,165	0.1562	5,492		5,492		5,492
Fin-Auditing	127	0.0170	599		599		599
Fin-Grants	364	0.0488	1,716		1,716		1,716
Fin.-Tax&Rev. Acctg.	1,324	0.1776	6,241		6,241		6,241
ARA Director's Office	2,826	0.3790	13,321		13,321		13,321
ARA Admin Svcs	2,147	0.2880	10,121		10,121		10,121
ARA Strategic Purchasing	1,144	0.1534	5,393		5,393		5,393
ARA City Council Admin	408	0.0547	1,923		1,923		1,923
ARA 3-1-1	1,169	0.1568	5,510		5,510		5,510
ARA Central Payroll	3,937	0.5280	18,558		18,558		18,558
ARA Regulatory Services	6,011	0.8062	28,335		28,335		28,335
Mayor's Office	19,827	2.6592	93,460		93,460	7,510	100,970
Human Resources Dept.	76,702	10.2872	361,557		361,557	29,052	390,609
Legal Department	16,036	2.1507	75,590		75,590	6,074	81,664
City Secretary	1,309	0.1756	6,170		6,170	496	6,666
City Council	11,536	1.5472	54,378		54,378	4,369	58,747
City Controller's Office	21,512	2.8852	101,403		101,403	8,148	109,551
Health Administration	48,578	6.5152	228,987		228,987	18,399	247,386
General Services Department	44,869	6.0178	211,503		211,503	16,995	228,498
Solid Waste Management	67,187	9.0110	316,705		316,705	25,448	342,153
Housing and Community Devp.	36,053	4.8354	169,946		169,946	13,655	183,601
Parks & Recreation	147,110	19.7302	693,446		693,446	55,719	749,165
Health & Human Services	148,623	19.9330	700,579		700,579	56,291	756,870
Fin-Econ. Dvpt	185	0.0248	872		872	70	942
ARA Ins. Mgmt.	947	0.1270	4,464		4,464	359	4,823
ARA Exec Svcs	879	0.1179	4,143		4,143	333	4,476
ARA-Other	20,186	2.7073	95,153		95,153	7,646	102,799
PWE - Fleet Management	23,823	3.1951	112,297		112,297	9,023	121,320
Conv and Ent Optns	36,763	4.9306	173,293		173,293	13,924	187,217

All Monetary Values Are \$ Dollars
MAXCARS © 2009 MAXIMUS, INC.
Report Output Prepared By Agency



City Of Houston, Texas
Full Cost Allocation Plan
Schedule 4 - Detail Activity Allocations
For Department IT - Infrastructure

Activity - NW Data & Voice

Receiving Department	Allocation Units	Allocation Percentage	Gross Allocation	Direct Billed	Total Alloc - Step1	Total Alloc - Step2	Total Allocation
SubTotal	745,609	100.0000	3,514,645		3,514,645	273,511	3,788,156
TOTAL	745,609	100.0000	3,514,645		3,514,645	273,511	3,788,156

Allocation Basis: Number of transactions processed by depts. served

Allocation Source: Information Technology



City Of Houston, Texas
Full Cost Allocation Plan
Schedule 4 - Detail Activity Allocations
For Department IT - Infrastructure

Activity - Infrastructure	Allocation Units	Allocation Percentage	Gross Allocation	Direct Billed	Allocation Step1	Allocation Step2	Total Allocation
Receiving Department							
Citywide General Government	1,269,996	31.5585	141,136		141,136		141,136
Fin-Dic. Office	1,380	0.0343	153		153		153
Fin-OMB	313	0.0078	35		35		35
Fin-Debt Svc	1,169	0.0290	130		130		130
Fin-Genl. Acctg	1,165	0.0290	129		129		129
Fin-Auditing	127	0.0032	14		14		14
Fin-Grants	364	0.0090	40		40		40
Fin-Tax&Rev. Acctg.	1,324	0.0329	147		147		147
ARA Director's Office	2,826	0.0702	314		314		314
ARA Admin Svcs	2,147	0.0534	239		239		239
ARA Strategic Purchasing	1,144	0.0284	127		127		127
ARA City Council Admin	408	0.0101	45		45		45
ARA 3-1-1	1,169	0.0290	130		130		130
ARA Central Payroll	3,937	0.0978	438		438		438
ARA Regulatory Services	6,011	0.1494	668		668		668
IT - Director	16,224	0.4032	1,803		1,803		1,803
IT - Admin & Applications	3,895	0.0968	433		433		433
IT - Infrastructure	33,241	0.8260	3,694		3,694		3,694
Affirmative Action	3,304	0.0821	367		367		367
Mayor's Office	19,827	0.4927	2,203		2,203		2,203
Human Resources Dept.	76,702	1.9060	8,524		8,524		8,524
Legal Department	16,036	0.3985	1,782		1,782		1,782
City Secretary	1,309	0.0325	145		145		145
City Council	11,536	0.2867	1,282		1,282		1,282
City Controller's Office	21,512	0.5346	2,391		2,391		2,391
Municipal Court Administration	62,447	1.5518	6,940		6,940		6,940
Health Administration	48,578	1.2071	5,398		5,398		5,398
Planning & Development Admin	1,265	0.0314	141		141		141
PWE - Administration	341,137	8.4771	37,911		37,911		37,911
CIP Sal Rec PWE Adm	6,901	0.1715	767		767		767
HPD - Police Records	1,967	0.0489	219		219		219
HPD- Inspector General	1,356	0.0337	151		151		151



City Of Houston, Texas
Full Cost Allocation Plan
Schedule 4 - Detail Activity Allocations
For Department IT - Infrastructure

Activity - Infrastructure	Receiving Department	Allocation Units	Allocation Percentage	Gross Allocation	Direct Billed	Allocation Step1	Allocation Step2	Total Allocation
General Services Department		44,869	1.1150	4,986		4,986	583	5,569
HEC		3,637	0.0904	404		404	47	451
Police		277,513	6.8960	30,840		30,840	3,607	34,447
Fire		398,122	9.8931	44,243		44,243	5,174	49,417
Municipal Court, Judicial		5,386	0.1338	599		599	70	669
Solid Waste Management		67,187	1.6696	7,466		7,466	873	8,339
Housing and Community Devp.		36,053	0.8959	4,007		4,007	469	4,476
Library		64,380	1.5998	7,155		7,155	837	7,992
Parks & Recreation		147,110	3.6556	16,348		16,348	1,912	18,260
Health & Human Services		148,623	3.6932	16,516		16,516	1,932	18,448
C&E Parking		6,232	0.1549	693		693	81	774
Fin-Econ. Dvpt		185	0.0046	21		21	2	23
ARA Ins. Mgmt.		947	0.0235	105		105	12	117
ARA Exec Svcs		879	0.0218	98		98	11	109
ARA-Other		20,186	0.5016	2,243		2,243	262	2,505
Planning & Development		13,937	0.3463	1,549		1,549	181	1,730
CIP S/R Planning		846	0.0210	94		94	11	105
CIP Sal Rec RE		20,427	0.5076	2,270		2,270	266	2,536
CIP S/R Engrg		37,797	0.9392	4,200		4,200	491	4,691
CIP S/R Const.		23,275	0.5784	2,587		2,587	303	2,890
CIP S/R Eng/Const		465	0.0116	52		52	6	58
CIP S/R Geoenv.		4,059	0.1009	451		451	53	504
CIP S/R GSD		6,707	0.1667	745		745	87	832
Prop & Gas Legal		3,314	0.0824	368		368	43	411
PWE - Fleet Management		23,823	0.5920	2,647		2,647	310	2,957
Wkr Comp - HR		20,611	0.5122	2,290		2,290	268	2,558
Wkr Comp Legal		998	0.0248	111		111	13	124
HEC Director		737	0.0183	82		82	10	92
HEC - IT		3,237	0.0804	360		360	42	402
HEC - 9-1-1 Network		1,952	0.0485	217		217	25	242
HEC - Police Call Takers		2,930	0.0728	326		326	38	364
PWE-Sign Adm		5,676	0.1410	631		631	74	705

All Monetary Values Are \$ Dollars
MAXCARS © 2009 MAXIMUS, INC.
Report Output Prepared By Agency



City Of Houston, Texas
 Full Cost Allocation Plan

Schedule 4 - Detail Activity Allocations
 For Department IT - Infrastructure

Activity - Infrastructure

Receiving Department	Allocation Units	Allocation Percentage	Gross Allocation	Direct Billed	Allocation Step1	Allocation Step2	Total Allocation
PWE-Bldg Insp.	32,246	0.8013	3,583		3,583	419	4,002
PWE - Stormwater Fund	22,297	0.5541	2,478		2,478	290	2,768
CABLE TV	3,197	0.0794	355		355	42	397
PWE - Houston Transtar	4,857	0.1207	540		540	63	603
TIRZ	732	0.0182	81		81	10	91
Houston Airport System (HAS)	201,780	5.0141	22,424		22,424	2,623	25,047
PWE - Water & Sewer System	244,789	6.0829	27,203		27,203	3,182	30,385
Conv and Ent Optns	37,015	0.9198	4,113		4,113	481	4,594
PWE Parking	1,399	0.0348	155		155	18	173
GSD Parking	40	0.0010	4		4	1	5
Health Benefits Fund	123,069	3.0582	13,677		13,677	1,600	15,277
SubTotal	4,024,238	100.0000	447,213		447,213	34,862	482,015
TOTAL	4,024,238	100.0000	447,213		447,213	34,862	482,015

Allocation Basis: Total number of revenue & expenditure transactions per dept.

Allocation Source: Information Technology



City Of Houston, Texas
Full Cost Allocation Plan
Schedule 4 - Detail Activity Allocations
For Department IT - Infrastructure

Activity - Enterprise Optns


Receiving Department	Allocation Units	Allocation Percentage	Gross Allocation	Direct Billed	Allocation Step1	Allocation Step2	Total Allocation
Fin-Dir. Office	1,380	0.0518	869		869		869
Fin-OMB	313	0.0117	197		197		197
Fin.-Debt Svc	1,169	0.0438	736		736		736
Fin-Genl. Acctg	1,165	0.0437	733		733		733
Fin-Auditing	127	0.0048	80		80		80
Fin-Grants	364	0.0137	229		229		229
Fin.-Tax&Rev. Acctg.	1,324	0.0497	833		833		833
ARA Director's Office	2,826	0.1060	1,779		1,779		1,779
ARA Admin Svcs	2,147	0.0805	1,351		1,351		1,351
ARA Strategic Purchasing	1,144	0.0429	720		720		720
ARA City Council Admin	408	0.0153	257		257		257
ARA 3-1-1	1,169	0.0438	736		736		736
ARA Central Payroll	3,937	0.1477	2,478		2,478		2,478
ARA Regulatory Services	6,011	0.2254	3,783		3,783		3,783
IT - Director	16,224	0.6085	10,212		10,212		10,212
IT - Admin & Applications	3,895	0.1461	2,452		2,452		2,452
IT - Infrastructure	33,241	1.2467	20,923		20,923		20,923
Affirmative Action	2,613	0.0980	1,645		1,645	132	1,777
Mayor's Office	19,827	0.7436	12,480		12,480	1,000	13,480
Human Resources Dept.	76,702	2.8768	48,278		48,278	3,869	52,147
Legal Department	16,036	0.6014	10,093		10,093	809	10,902
City Secretary	1,309	0.0491	824		824	66	890
City Council	11,536	0.4327	7,261		7,261	582	7,843
City Controller's Office	21,512	0.8068	13,540		13,540	1,085	14,625
Health Administration	48,578	1.8220	30,576		30,576	2,450	33,026
Planning & Development Admin	1,265	0.0474	796		796	64	860
PWE - Administration	341,137	12.7947	214,720		214,720	17,205	231,925
CIP Sal Rec PWE Adm	6,901	0.2588	4,344		4,344	348	4,692
HPD - Police Records	1,967	0.0738	1,238		1,238	99	1,337
HPD - Inspector General	1,356	0.0509	853		853	68	921
General Services Department	44,869	1.6829	28,242		28,242	2,263	30,505
Police	277,513	10.4084	174,673		174,673	13,997	188,670

All Monetary Values Are \$ Dollars
MAXCARS © 2009 MAXIMUS, INC.
Report Output Prepared By Agency



City Of Houston, Texas
Full Cost Allocation Plan
Schedule .4 - Detail Activity Allocations
For Department IT - Infrastructure

Receiving Department	Allocation Units	Allocation Percentage	Gross Allocation	Direct Billed	Allocation Step1	Allocation Step2	Total Allocation
Activity - Enterprise Optns							
Fire	398,122	14.9321	250,588		250,588	20,080	270,668
Solid Waste Management	67,187	2.5199	42,289		42,289	3,389	45,678
Housing and Community Devp.	36,053	1.3522	22,693		22,693	1,818	24,511
Library	63,710	2.3895	40,101		40,101	3,213	43,314
Parks & Recreation	147,110	5.5175	92,595		92,595	7,420	100,015
Health & Human Services	148,623	5.5742	93,547		93,547	7,496	101,043
Fin-Econ. Dvpt	185	0.0069	116		116	9	125
ARA Ins. Mgmt.	947	0.0355	596		596	48	644
ARA Exec Svcs	879	0.0330	553		553	44	597
ARA-Other	20,186	0.7571	12,706		12,706	1,018	13,724
Planning & Development	13,937	0.5227	8,772		8,772	703	9,475
CIP S/R Planning	846	0.0317	532		532	43	575
CIP Sal Rec RE	20,427	0.7661	12,857		12,857	1,030	13,887
CIP S/R Engrg	37,797	1.4176	23,790		23,790	1,906	25,696
CIP S/R Constr.	23,275	0.8730	14,650		14,650	1,174	15,824
CIP S/R Eng/Const	465	0.0174	293		293	23	316
CIP S/R GeoEnv.	4,059	0.1522	2,555		2,555	205	2,760
CIP S/R Other	1,613	0.0605	1,015		1,015	81	1,096
CIP S/R GSD	6,707	0.2516	4,222		4,222	338	4,560
Prop & Cas Legal	3,314	0.1243	2,086		2,086	167	2,253
PWE - Fleet Management	23,823	0.8935	14,995		14,995	1,202	16,197
W/kr Comp - HR	20,611	0.7730	12,973		12,973	1,040	14,013
W/kr Comp Legal	998	0.0374	628		628	50	678
PWE-Sign Adrn	5,676	0.2129	3,573		3,573	286	3,859
PWE-Bldg Insp.	32,246	1.2094	20,296		20,296	1,626	21,922
PWE - Stormwater Fund	22,297	0.8363	14,034		14,034	1,125	15,159
CABLE TV	3,197	0.1199	2,012		2,012	161	2,173
PWE - Houston Transtar	4,857	0.1822	3,057		3,057	245	3,302
TIRZ	732	0.0275	461		461	37	498
Houston Airport System (HAS)	201,780	7.5679	127,005		127,005	10,177	137,182
PWE - Water & Sewer System	244,789	9.1810	154,076		154,076	12,346	166,422
Conv and Ent Optns	36,763	1.3788	23,140		23,140	1,854	24,994



All Monetary Values Are \$ Dollars
MAXCARS © 2009 MAXIMUS, INC.
Report Output Prepared By Agency

City Of Houston, Texas
 Full Cost Allocation Plan

Schedule .4 - Detail Activity Allocations
 For Department IT - Infrastructure

Activity - Enterprise Optns

Receiving Department:	Allocation Units	Allocation Percentage	Gross Allocation	Direct Billed	Allocation Step1	Allocation Step2	Total Allocation
Health Benefits Fund	123,069	4.6158	77,463		77,463	6,207	83,670
SubTotal	2,666,245	100.0000	1,678,200		1,678,200	130,598	1,808,798
TOTAL	2,666,245	100.0000	1,678,200		1,678,200	130,598	1,808,798

Allocation Basis: Number of transactions per dept. for Infrastructure
 Allocation Source: Information Technology



All Monetary Values Are \$ Dollars
 MAXCARS © 2009 MAXIMUS, INC.
 Report Output Prepared By Agency

City Of Houston, Texas
Full Cost Allocation Plan
Schedule 4 - Detail Activity Allocations
For Department IT - Infrastructure

Activity - Rev Frnd NW Data

Receiving Department	Allocation Units	Allocation Percentage	Gross Allocation	Direct Billed	Allocation Step1	Allocation Step2	Total Allocation
Activity has no Allocatable Costs							
SubTotal							
TOTAL							

Allocation Basis: Total number of revenue & expenditure transactions per dept.
 Allocation Source: Information Technology



All Monetary Values Are \$ Dollars
 MAXCARS © 2009 MAXIMUS, INC.
 Report Output Prepared By Agency

City Of Houston, Texas
Full Cost Allocation Plan
Schedule .4 - Detail Activity Allocations
For Department IT - Infrastructure

Activity - Rev Find Enterprise Optins

Receiving Department	Allocation Units	Allocation Percentage	Gross Allocation	Direct Billed	Allocation Step1	Allocation Step2	Total Allocation
Activity has no Allocatable Costs							
SubTotal							
TOTAL							

Allocation Basis: Number of transactions per dept. for Infrastructure
 Allocation Source: Information Technology



All Monetary Values Are \$ Dollars
 MAXCARS © 2009 MAXIMUS, INC.
 Report Output Prepared By Agency

City Of Houston, Texas
Full Cost Allocation Plan
Schedule .5 - Allocation Summary
For Department IT - Infrastructure

Receiving Department	Total	Client Svcs	Data Center	NW Data & Voice	Infrastructure	Enterprise Optns	Rev Fnd NW Data
Citywide General Government	752,948	611,812	0	0	141,136	0	0
Fin-Dir. Office	8,948	665	756	6,505	153	889	0
Fin-OMB	2,030	151	172	1,475	35	197	0
Fin-Debt Svc	7,580	563	641	5,510	130	736	0
Fin-Genl. Acctg	7,553	561	638	5,492	129	733	0
Fin-Auditing	824	61	70	599	14	80	0
Fin-Grants	2,359	175	199	1,716	40	229	0
Fin-Tax&Rev. Acctg.	8,585	638	726	6,241	147	833	0
ARA Director's Office	18,324	1,361	1,549	13,321	314	1,779	0
ARA Admin Svcs	13,922	1,034	1,177	10,121	239	1,351	0
ARA Strategic Purchasing	7,418	551	627	5,393	127	720	0
ARA City Council Admin	2,646	197	224	1,923	45	257	0
ARA 3-1-1	7,580	563	641	5,510	130	736	0
ARA Central Payroll	25,529	1,897	2,156	18,558	438	2,478	0
ARA Regulatory Services	38,976	2,896	3,294	28,335	668	3,783	0
IT - Director	28,722	7,816	8,891	0	1,803	10,212	0
IT - Admin & Applications	6,896	1,876	2,135	0	433	2,452	0
IT - Infrastructure	58,847	16,013	18,217	0	3,694	20,923	0
Affirmative Action	5,512	1,778	1,547	0	410	1,777	0
Mayor's Office	139,316	10,668	11,737	100,970	2,461	13,480	0
Human Resources Dept.	538,953	41,272	45,404	390,609	9,521	52,147	0
Legal Department	112,677	8,629	9,492	81,664	1,990	10,902	0
City Secretary	9,197	705	774	6,666	162	890	0
City Council	81,058	6,207	6,829	58,747	1,432	7,843	0
City Controller's Office	151,156	11,575	12,734	109,551	2,671	14,625	0
Municipal Court	41,354	33,602	0	0	7,752	0	0
Health Administration	341,336	26,139	28,756	247,386	6,029	33,026	0
Planning & Development	2,446	680	749	0	157	860	0
PWE - Administration	659,768	183,560	201,938	0	42,345	231,925	0
CIP Sal Rec PWE Adm	13,347	3,713	4,085	0	857	4,692	0
HPD - Police Records	3,805	1,059	1,164	0	245	1,337	0
HPD-Inspector General	2,622	729	803	0	169	921	0
General Services Department	315,275	24,143	26,560	228,498	5,569	30,505	0
HEC	2,408	1,957	0	0	451	0	0
Police	536,717	149,325	164,275	0	34,447	188,670	0

All Monetary Values Are \$ Dollars
MAXCARS © 2009 MAXIMUS, INC.
Report Output Prepared By Agency



City Of Houston, Texas
Full Cost Allocation Plan
Schedule .5 - Allocation Summary
For Department IT - Infrastructure

Receiving Department	Total	Client Svcs	Data Center	NW Data & Voice	Infrastructure	Enterprise Opts	Rev Fnd NW Data
Fire	769,980	214,226	235,659	0	49,417	270,658	0
Municipal Court Judicial	3,567	2,898	0	0	669	0	0
Solid Waste Management	472,093	36,152	39,771	342,153	8,339	45,678	0
Housing and Community	253,328	19,399	21,341	183,601	4,476	24,511	0
Library	123,662	34,642	37,714	0	7,992	43,314	0
Parks & Recreation	1,033,679	79,157	87,082	749,155	18,260	100,015	0
Health & Human Services	1,044,310	79,971	87,978	756,870	18,448	101,043	0
C&E Parking	4,127	3,353	0	0	774	0	0
Fin-Econ. Dypt	1,298	99	109	942	23	125	0
ARA Ins. Mgmt.	6,654	509	561	4,823	117	844	0
ARA Exec Svcs	6,176	473	521	4,476	109	597	0
ARA-Other	141,838	10,861	11,949	102,799	2,505	13,724	0
Planning & Development	26,954	7,499	8,250	0	1,730	9,475	0
CIP S/R Planning	1,637	456	501	0	105	575	0
CIP Sal Rec RE	39,506	10,991	12,092	0	2,536	13,887	0
CIP S/R Engrg	73,099	20,338	22,374	0	4,691	25,696	0
CIP S/R Constr.	45,015	12,523	13,778	0	2,890	15,824	0
CIP S/R Eng/Const	899	250	275	0	58	316	0
CIP S/R Geoenv.	7,850	2,184	2,402	0	504	2,760	0
CIP S/R Other	2,051	0	955	0	0	1,096	0
CIP S/R GSD	12,972	3,609	3,971	0	832	4,560	0
Prop & Cas Legal	6,409	1,783	1,962	0	411	2,253	0
PWE - Fleet Management	167,394	12,818	14,102	121,320	2,957	16,197	0
Wkr Comp - HR	39,862	11,090	12,201	0	2,558	14,013	0
Wkr Comp Legal	1,930	537	591	0	124	678	0
HEC Director	489	397	0	0	92	0	0
HEC - IT	2,143	1,741	0	0	402	0	0
HEC - 9-1-1 Network	1,292	1,050	0	0	242	0	0
HEC - Police Call Takers	1,940	1,576	0	0	364	0	0
PWE-Sign Adm	10,978	3,054	0	0	705	3,859	0
PWE-Bldg Insp.	62,363	17,351	19,088	0	4,002	21,922	0
PWE - Stormwater Fund	43,123	11,997	13,199	0	2,768	15,159	0
CABLE TV	6,182	1,720	1,892	0	397	2,173	0
PWE - Houston Transtar	9,394	2,614	2,875	0	603	3,302	0
TIRZ	1,416	394	433	0	91	498	0
Houston Airport System	390,248	108,575	119,444	0	25,047	137,182	0

All Monetary Values Are \$ Dollars
MAXCARS © 2009 MAXIMUS, INC.
Report Output Prepared By Agency



City Of Houston, Texas
Full Cost Allocation Plan
Schedule .5 - Allocation Summary
For Department IT - Infrastructure

Receiving Department	Total	Client Svcs	Data Center	NW Data & Voice	Infrastructure	Enterprise Opts	Rev Fnd NW Data
PWE - Water & Sewer	473,428	131,717	144,904	0	30,385	166,422	0
Conv and Ent Opts	258,484	19,917	21,762	187,217	4,594	24,994	0
PWE Parking	926	753	0	0	173	0	0
GSD Parking	26	21	0	0	5	0	0
Health Benefits Fund	238,021	66,222	72,852	0	15,277	83,670	0
Direct Billed	0	0	0	0	0	0	0
Total	9,743,377	2,089,488	1,574,920	3,788,156	482,015	1,808,798	0



All Monetary Values Are \$ Dollars
 MAXCars © 2009 MAXIMUS, INC.
 Report Output Prepared By Agency

City Of Houston, Texas
Full Cost Allocation Plan
Schedule .5 - Allocation Summary
For Department IT - Infrastructure


Receiving Department	Rev	End	Enterprise
Citywide General Government	0		
Fin-Dir. Office	0		
Fin-OMB	0		
Fin.-Debt Svc	0		
Fin-Genl. Acctg	0		
Fin-Auditing	0		
Fin-Grants	0		
Fin.-Tax&Rev. Acctg.	0		
ARA Director's Office	0		
ARA Admin Svcs	0		
ARA Strategic Purchasing	0		
ARA City Council Admin	0		
ARA 3-1-1	0		
ARA Central Payroll	0		
ARA Regulatory Services	0		
IT - Director	0		
IT - Admin & Applications	0		
IT - Infrastructure	0		
Affirmative Action	0		
Mayor's Office	0		
Human Resources Dept.	0		
Legal Department	0		
City Secretary	0		
City Council	0		
City Controller's Office	0		
Municipal Court	0		
Health Administration	0		
Planning & Development	0		
PWE - Administration	0		
CIP Sal Rec PWE Adm	0		
HPD - Police Records	0		
HPD- Inspector General	0		
General Services Department	0		
HEC	0		
Police	0		



All Monetary Values Are \$ Dollars
 MAXCARS © 2009 MAXIMUS, INC.
 Report Output Prepared By Agency

City Of Houston, Texas
 Full Cost Allocation Plan
 Schedule .5 - Allocation Summary
 For Department IT - Infrastructure


Receiving Department	Rev Fnd Enterprise
Fire	0
Municipal Court Judicial	0
Solid Waste Management	0
Housing and Community	0
Library	0
Parks & Recreation	0
Health & Human Services	0
C&E Parking	0
Fin-Econ, Dypt	0
ARA Ins. Mgmt.	0
ARA Exec Svcs	0
ARA-Other	0
Planning & Development	0
CIP S/R Planning	0
CIP Sal Rec RE	0
CIP S/R Engrg	0
CIP S/R Constr.	0
CIP S/R Eng/Const	0
CIP S/R GeoEnv.	0
CIP S/R Other	0
CIP S/R GSD	0
Prop & Cas Legal	0
PWE - Fleet Management	0
Wkr Comp - HR	0
Wkr Comp Legal	0
HEC Director	0
HEC - IT	0
HEC - 9-1-1 Network	0
HEC - Police Call Takers	0
PWE-Sign Adm	0
PWE-Bidg Insp.	0
PWE - Stormwater Fund	0
CABLE TV	0
PWE - Houston Transtar	0
TIRZ	0
Houston Airport System	0



All Monetary Values Are \$ Dollars
 MAXCars © 2009 MAXIMUS, INC.
 Report Output Prepared By Agency

City Of Houston, Texas
Full Cost Allocation Plan
Schedule 5 - Allocation Summary
For Department IT - Infrastructure

Receiving Department	Rev Fnd Enterprise
PWE - Water & Sewer	0
Conv and Ent Optns	0
PWE Parking	0
GSD Parking	0
Health Benefits Fund	0
Direct Billed	0
Total	0



All Monetary Values Are \$ Dollars
 MAXCARS © 2009 MAXIMUS, INC.
 Report Output Prepared By Agency

SCHEDULE 21.1
FY 2010 FULL COST PLAN

CITY OF HOUSTON, TEXAS
FY 2010 FULL COST ALLOCATION PLAN
AFFIRMATIVE ACTION
NATURE AND EXTENT OF SERVICES

The Mayor's Office of Affirmative Action and Contract Compliance provides technical assistance to the Minority/Women/Disadvantaged Business Enterprise Program (M/W/DBE), serves as an advocate for persons with disabilities, administers city ordinances that equalize opportunities for M/W/DBEs, operates the One Stop Business Center which provides free information and referral services to new and existing businesses in the Houston metropolitan area, and provides training on a variety of Equal Employment Opportunity topics. The costs are allocated as follows:

- **Business Development** –Costs associated with MWDBE application review, certification, field audits, monitoring participation of MWDBE firms in City purchases and contracts and fostering economic growth and development of MWDBE's are allocated based upon operating expenditures.
- **Employee Relations** –Costs of providing training for EEO and ADA to city employees and coordinating ADA citywide compliance have been allocated based on the number of full time equivalent positions.



City Of Houston, Texas
Full Cost Allocation Plan
Schedule 2 - Costs To Be Allocated
For Department Affirmative Action

Expenditures Per Financial Statement:	1st Allocation	2nd Allocation	Sub-Total	Total
Transfers	2,136,604			2,136,604
Total Deductions:	(10,800)			(10,800)
Equipment Usage Charge	3,168		3,168	
Citywide General Government	105,619	10,122	115,741	
Fin-OMB	1,250	682	1,932	
Fin.-Debt Svc	291	98	389	
Fin-Genl. Acctg	3,028	497	3,525	
Fin-Auditing	420	158	578	
Fin-Grants	181	100	281	
Fin.-Tax&Rev. Acctg.	1,733	293	2,026	
ARA Admin Svcs	1,604	76	1,680	
ARA Strategic Purchasing	619	22	641	
ARA 3-1-1	1,204	61	1,265	
ARA Central Payroll	1,969	153	2,122	
ARA Regulatory Services	3,489	281	3,770	
IT - Admin & Applications	4,192	234	4,426	
IT - Infrastructure	5,036	476	5,512	
Affirmative Action		1,756	1,756	
Mayor's Office		4,946	4,946	
Human Resources Dept.		5,948	5,948	
Legal Department		22,949	22,949	
City Secretary		487	487	
City Council		4,932	4,932	
City Controller's Office		5,985	5,985	
Convention and Entertainment		26,342	26,342	
Total Allocated Additions:	133,803	86,598	220,401	220,401
Total To Be Allocated:	2,259,607	86,598		2,346,205



All Monetary Values Are \$ Dollars
MAXCars © 2009 MAXIMUS, INC.
Report Output Prepared By Agency

City Of Houston, Texas
Full Cost Allocation Plan
Schedule .3 - Costs Allocated By Activity
For Department Affirmative Action

	Total	General & Admin	Business Devpmt.	Employee Relations
Wages & Benefits				
Salaries & Wages	1,486,614	0	1,265,406	221,208
Fringe Benefits	494,784	0	421,160	73,624
Other Expense & Cost				
Supplies	36,220	0	30,830	5,390
Contractual Svcs.	104,320	0	88,797	15,523
Other	3,866	0	3,291	575
*Transfers	10,800	10,800	0	0
Departmental Totals				
Total Expenditures	2,136,604	10,800	1,809,484	316,320
Deductions				
Total Deductions	(10,800)	(10,800)	0	0
Functional Cost	2,125,804	0	1,809,484	316,320
Allocation Step 1				
Inbound- All Others	133,803	133,803	0	0
Reallocate Admin Costs	(133,803)	(133,803)	113,893	19,910
1st Allocation	2,259,607	0	1,923,377	336,230
Allocation Step 2				
Inbound- All Others	86,598	86,598	0	0
Reallocate Admin Costs	(86,598)	(86,598)	73,712	12,886
2nd Allocation	86,598	0	73,712	12,886
Total For 10005100010000	2,346,205	0	1,997,089	349,116
Total Allocated	2,346,205	0	1,997,089	349,116



All Monetary Values Are \$ Dollars
 MAXCARS © 2009 MAXIMUS, INC.
 Report Output Prepared By Agency

* - Indicates Disallowed Expenditure

City Of Houston, Texas
Full Cost Allocation Plan
Schedule 4 - Detail Activity Allocations
For Department Affirmative Action

Activity - Business Deptmt.

Receiving Department	Allocation Units	Allocation Percentage	Gross Allocation	Direct Billed	Allocation Step1	Allocation Step2	Total Allocation
Citywide General Government	72,171,439	2.2501	43,277		43,277		43,277
Fin-Dir. Office	742,702	0.0232	445		445		445
Fin-OMB	1,218,225	0.0380	730		730		730
Fin-Debt Svc	369,899	0.0115	222		222		222
Fin-Genl. Acctg	3,549,887	0.1107	2,129		2,129		2,129
Fin-Auditing	247,006	0.0077	148		148		148
Fin-Grants	194,884	0.0061	117		117		117
Fin-Tax&Rev. Acctg.	1,154,053	0.0360	692		692		692
ARA Director's Office	1,309,066	0.0408	785		785		785
ARA Admin Svcs	1,922,235	0.0599	1,153		1,153		1,153
ARA Strategic Purchasing	4,156,153	0.1296	2,492		2,492		2,492
ARA City Council Admin	258,329	0.0081	155		155		155
ARA 3-1-1	4,442,002	0.1385	2,664		2,664		2,664
ARA Central Payroll	1,227,437	0.0383	736		736		736
ARA Regulatory Services	2,227,297	0.0694	1,336		1,336		1,336
IT - Director	2,639,936	0.0823	1,583		1,583		1,583
IT - Admin & Applications	10,606,353	0.3307	6,360		6,360		6,360
IT - Infrastructure	26,787,001	0.8351	16,063		16,063		16,063
Affirmative Action	2,132,008	0.0665	1,278		1,278		1,278
Mayor's Office	13,980,269	0.4359	8,383		8,383		8,383
Human Resources Dept.	2,458,994	0.0767	1,475		1,475		1,475
Legal Department	13,765,113	0.4291	8,254		8,254		8,254
City Secretary	627,043	0.0195	376		376		376
City Council	4,888,627	0.1524	2,931		2,931		2,931
City Controller's Office	6,571,831	0.2049	3,941		3,941		3,941
Municipal Court Administration	17,375,718	0.5417	10,419		10,419		10,419
Health Administration	11,283,467	0.3518	6,766		6,766		6,766
Planning & Development Admin	1,736,071	0.0541	1,041		1,041		1,041
CIP Sal Rec PWE Adm	2,069,733	0.0645	1,241		1,241		1,241
HPD - Police Records	3,804,332	0.1186	2,281		2,281		2,281
HPD - Inspector General	2,536,039	0.0791	1,521		1,521		1,521
General Services Department	236,318,403	7.3676	141,707		141,707	5,674	147,381

City Of Houston, Texas
Full Cost Allocation Plan
Schedule 4 - Detail Activity Allocations
For Department Affirmative Action

Activity - Business Devpmt.

Receiving Department	Allocation Units	Allocation Percentage	Gross Allocation	Direct Billed	Allocation Step1	Allocation Step2	Total Allocation
HEC	19,631,771	0.6121	11,772		11,772	471	12,243
Police	692,452,164	21.5880	415,223		415,223	16,628	431,851
Fire	381,245,323	11.8859	228,611		228,611	9,153	237,764
Municipal Court Judicial	4,749,392	0.1481	2,848		2,848	114	2,962
PWE - All Other	87,195,614	2.7185	52,286		52,286	2,093	54,379
Solid Waste Management	73,348,895	2.2868	43,983		43,983	1,761	45,744
Housing and Community Devp.	81,136,989	2.5296	48,653		48,653	1,948	50,601
Library	56,411,693	1.7587	33,827		33,827	1,354	35,181
Parks & Recreation	77,860,039	2.4274	46,688		46,688	1,869	48,557
Health & Human Services	108,906,320	3.3953	65,305		65,305	2,615	67,920
C&E Parking	2,559,617	0.0798	1,535		1,535	61	1,596
Fin-Econ. Dvpt	700,272	0.0218	420		420	17	437
ARA Ins. Mgmt.	10,214,553	0.3185	6,125		6,125	245	6,370
ARA Exec Svcs	3,149,645	0.0982	1,889		1,889	76	1,965
ARA-Other	4,683,150	0.1460	2,808		2,808	112	2,920
Planning & Development	7,690,293	0.2398	4,611		4,611	185	4,796
CIP S/R Planning	712,465	0.0222	427		427	17	444
CIP Sal Rec RE	2,390,415	0.0745	1,433		1,433	57	1,490
CIP S/R Engrg	8,969,504	0.2796	5,378		5,378	215	5,593
CIP S/R Constr.	8,159,376	0.2544	4,893		4,893	196	5,089
CIP S/R Eng/Const	363,325	0.0113	218		218	9	227
CIP S/R Geoenv.	963,625	0.0300	578		578	23	601
CIP S/R Other	2,034,494	0.0634	1,220		1,220	49	1,269
CIP S/R GSD	2,596,229	0.0809	1,557		1,557	62	1,619
Prop & Cas Legal	5,637,519	0.1758	3,380		3,380	135	3,515
PWE - Fleet Management	33,094,808	1.0318	19,845		19,845	795	20,640
W/kr Comp - HR	19,668,352	0.6132	11,794		11,794	472	12,266
W/kr Comp Legal	298,190	0.0093	179		179	7	186
PWE-Sign Adm	2,751,914	0.0858	1,650		1,650	66	1,716
PWE-Bldg Insp.	34,982,903	1.0906	20,977		20,977	840	21,817
PWE - Stormwater Fund	32,709,371	1.0198	19,614		19,614	785	20,399
CABLE TV	1,606,981	0.0501	964		964	39	1,003



All Monetary Values Are \$ Dollars
MAXCARS © 2009 MAXIMUS, INC.
Report Output: Prepared By Agency

City Of Houston, Texas
Full Cost Allocation Plan
Schedule 4 - Detail Activity Allocations
For Department Affirmative Action

Activity - Business Devpmt.

Receiving Department	Allocation Units	Allocation Percentage	Gross Allocation	Direct Billed	Allocation Step1	Allocation Step2	Total Allocation
PWE - Houston Transtar	2,798,457	0.0872	1,678		1,678	67	1,745
Houston Airport System (HAS)	297,517,249	9.2756	178,404		178,404	7,143	185,547
PWE - Water & Sewer System	356,871,428	11.0948	213,396		213,396	8,544	221,940
Conv and Ent Optns	56,128,400	1.7499	33,657		33,657	1,348	35,005
PWE Parking	1,003,181	0.0313	602		602	24	626
GSD Parking	545,932	0.0170	327		327	13	340
Health Benefits Fund	268,616,003	8.3745	161,074		161,074	6,449	167,523
Long Term Disability	1,412,965	0.0441	847		847	34	881
SubTotal	3,207,540,368	100.0000	1,923,377		1,923,377	73,712	1,997,089
TOTAL	3,207,540,368	100.0000	1,923,377		1,923,377	73,712	1,997,089

Allocation Basis: Total FY 2008 actual expenditures
 Allocation Source: Financial summaries - Regina Dickson



All Monetary Values Are \$ Dollars
 MAXCARS © 2009 MAXIMUS, INC.
 Report Output Prepared By Agency

City Of Houston, Texas
Full Cost Allocation Plan

Schedule 4 - Detail Activity Allocations
For Department Affirmative Action

Activity - Employee Relations

Receiving Department	Allocation Units	Allocation Percentage	Gross Allocation	Direct Billed	Allocation Step1	Allocation Step2	Total Allocation
Fin-Dir. Office	4.50	0.0197	66		66		66
Fin-OMB	15.80	0.0693	233		233		233
Fin-Debt Svc	3.50	0.0154	52		52		52
Fin-Genl. Acctg	11.10	0.0487	164		164		164
Fin-Auditing	3.00	0.0132	44		44		44
Fin-Grants	4.00	0.0176	59		59		59
Fin-Tax&Rev. Acctg.	5.00	0.0219	74		74		74
ARA Director's Office	5.50	0.0241	81		81		81
ARA Admin Svcs	23.00	0.1009	339		339		339
ARA Strategic Purchasing	47.00	0.2062	693		693		693
ARA 3-1-1	88.30	0.3874	1,303		1,303		1,303
ARA Central Payroll	18.10	0.0794	267		267		267
ARA Regulatory Services	38.40	0.1685	567		567		567
IT - Director	18.40	0.0807	271		271		271
IT - Admin & Applications	44.20	0.1939	652		652		652
IT - Infrastructure	85.40	0.3747	1,260		1,260		1,260
Affirmative Action	32.40	0.1422	478		478		478
Mayor's Office	56.50	0.2479	834		834		834
Human Resources Dept.	43.80	0.1922	646		646		646
Legal Department	180.20	0.7907	2,658		2,658		2,658
City Secretary	11.10	0.0487	164		164		164
City Council	71.40	0.3133	1,053		1,053		1,053
City Controller's Office	74.70	0.3278	1,102		1,102		1,102
Municipal Court Administration	286.60	1.2575	4,228		4,228		4,228
Health Administration	124.10	0.5445	1,831		1,831		1,831
Planning & Development Admin	19.80	0.0869	292		292		292
CIP Sal Rec PWE Adm	16.90	0.0742	249		249		249
Convention and Entertainment	54.40	0.2387	803		803		803
HPD - Police Records	93.40	0.4098	1,378		1,378		1,378
HPD - Inspector General	10.30	0.0452	152		152		152
General Services Department	274.20	1.2031	4,045		4,045		4,045
HEC	264.60	1.1610	3,904		3,904		3,904

City Of Houston, Texas
Full Cost Allocation Plan

Schedule 4 - Detail Activity Allocations
For Department Affirmative Action

Activity - Employee Relations

Receiving Department	Allocation Units	Allocation Percentage	Gross Allocation	Direct Billed	Allocation Step1	Allocation Step2	Total Allocation
Police	6,895.40	30.2557	101,724		101,724	3,977	105,701
Fire	4,381.20	19.2236	64,636		64,636	2,527	67,163
Municipal Court Judicial	49.40	0.2168	729		729	28	757
PWE - All Other	816.00	3.5804	12,038		12,038	471	12,509
Solid Waste Management	655.00	2.8740	9,663		9,663	378	10,041
Housing and Community Devp.	138.20	0.6064	2,039		2,039	80	2,119
Library	506.80	2.2237	7,477		7,477	292	7,769
Parks & Recreation	922.80	4.0490	13,614		13,614	532	14,146
Health & Human Services	1,051.30	4.6128	15,510		15,510	606	16,116
Fin-Econ. Dvpt	8.00	0.0351	118		118	5	123
ARA Ins. Mgmt.	3.80	0.0167	56		56	2	58
ARA Exec Svcs	15.90	0.0698	235		235	9	244
ARA-Other	29.00	0.1272	428		428	17	445
Planning & Development	80.70	0.3541	1,191		1,191	47	1,238
CIP S/R Planning	7.10	0.0312	105		105	4	109
CIP Sal Rec RE	29.10	0.1277	429		429	17	446
CIP S/R Engrg	102.20	0.4484	1,508		1,508	59	1,567
CIP S/R Constr.	113.30	0.4971	1,672		1,672	65	1,737
CIP S/R Eng/Const	3.90	0.0171	58		58	2	60
CIP S/R Geoenv.	10.70	0.0469	158		158	6	164
CIP S/R Other	19.20	0.0842	283		283	11	294
CIP S/R GSD	30.20	0.1325	446		446	17	463
Prop & Cas Legal	17.00	0.0746	251		251	10	261
PWE - Fleet Management	151.40	0.6643	2,234		2,234	87	2,321
Wkr Comp - HR	48.90	0.2146	721		721	28	749
Wkr Comp Legal	4.90	0.0215	72		72	3	75
PWE-Sign Adm	41.00	0.1799	605		605	24	629
PWE-Bldg Insp.	428.90	1.8819	6,328		6,328	247	6,575
PWE - Stormwater Fund	422.80	1.8551	6,238		6,238	244	6,482
CABLE TV	8.30	0.0364	122		122	5	127
PWE - Houston Transtar	6.50	0.0285	96		96	4	100
Houston Airport System (HAS)	1,587.20	6.9642	23,416		23,416	915	24,331



All Monetary Values Are \$ Dollars
MAXCARS © 2009 MAXIMUS, INC.
Report Output Prepared By Agency

City Of Houston, Texas
 Full Cost Allocation Plan

Schedule 4 - Detail Activity Allocations
 For Department Affirmative Action

Activity - Employee Relations

Receiving Department	Allocation Units	Allocation Percentage	Gross Allocation	Direct Billed	Allocation Step1	Allocation Step2	Total Allocation
PVE - Water & Sewer System	2,034.10	8.9251	30,009		30,009	1,173	31,182
Conv and Ent Optrs	124.30	0.5454	1,834		1,834	72	1,906
Health Benefits Fund	16.60	0.0728	245		245	10	255
SubTotal	22,790.70	100.0000	336,230		336,230	12,886	349,116
TOTAL	22,790.70	100.0000	336,230		336,230	12,886	349,116

Allocation Basis: Total full time equivalent positions for all funds

Allocation Source: FTE summary - Ms. Zhou



All Monetary Values Are \$ Dollars
 MAXCars © 2009 MAXIMUS, INC.
 Report Output Prepared By Agency

City Of Houston, Texas
Full Cost Allocation Plan
Schedule 5 - Allocation Summary
For Department Affirmative Action

Receiving Department	Total	Business Devpmt.	Employee Relations
Citywide General Government	43,277	43,277	0
Fin-Dir. Office	511	445	66
Fin-OMB	963	730	233
Fin-Debt Svc	274	222	52
Fin-Genl. Acctg	2,293	2,129	164
Fin-Auditing	192	148	44
Fin-Grants	176	117	59
Fin-Tax&Rev. Acctg.	766	692	74
ARA Director's Office	866	785	81
ARA Admin Svcs	1,492	1,153	339
ARA Strategic Purchasing	3,185	2,492	693
ARA City Council Admin	155	155	0
ARA 3-1-1	3,967	2,664	1,303
ARA Central Payroll	1,003	736	267
ARA Regulatory Services	1,903	1,336	567
IT - Director	1,854	1,583	271
IT - Admin & Applications	7,012	6,360	652
IT - Infrastructure	17,323	16,063	1,260
Affirmative Action	1,756	1,278	478
Mayor's Office	9,586	8,719	867
Human Resources Dept.	2,205	1,534	671
Legal Department	11,346	8,584	2,762
City Secretary	561	391	170
City Council	4,142	3,048	1,094
City Controller's Office	5,244	4,099	1,145
Municipal Court	15,229	10,836	4,393
Health Administration	8,940	7,037	1,903
Planning & Development	1,386	1,083	303
CIP Sal Rec PWE Adm	1,550	1,291	259
Convention and Entertainment	834	0	834
HPD - Police Records	3,804	2,372	1,432
HPD- Inspector General	1,740	1,582	158
General Services Department	151,584	147,381	4,203
HEC	16,300	12,243	4,057
Police	537,552	431,851	105,701



All Monetary Values Are \$ Dollars
MAXCars © 2009 MAXIMUS, INC.
Report Output Prepared By Agency

City Of Houston, Texas
Full Cost Allocation Plan
Schedule .5 - Allocation Summary
For Department Affirmative Action

Receiving Department	Total	Business Devpmt.	Employee Relations
Fire	304,927	237,764	67,163
Municipal Court Judicial	3,719	2,962	757
PWE - All Other	66,888	54,379	12,509
Solid Waste Management	55,785	45,744	10,041
Housing and Community	52,720	50,601	2,119
Library	42,950	35,181	7,769
Parks & Recreation	62,703	48,557	14,146
Health & Human Services	84,036	67,920	16,116
C&E Parking	1,596	1,596	0
Fin-Econ. Dvpt	560	437	123
ARA Ins. Mgmt.	6,428	6,370	58
ARA Exec Svcs	2,209	1,965	244
ARA-Other	3,365	2,920	445
Planning & Development	6,034	4,796	1,238
CIP S/R Planning	553	444	109
CIP Sal Rec RE	1,936	1,490	446
CIP S/R Engrg	7,160	5,593	1,567
CIP S/R Constr.	6,826	5,089	1,737
CIP S/R Eng/Const	287	227	60
CIP S/R Geoenv.	765	601	164
CIP S/R Other	1,563	1,269	294
CIP S/R GSD	2,082	1,619	463
Prop & Cas Legal	3,776	3,515	261
PWE - Fleet Management	22,961	20,640	2,321
Wkr Comp - HR	13,015	12,266	749
Wkr Comp Legal	261	186	75
PWE-Sign Adm	2,345	1,716	629
PWE-Bldg Insp.	28,392	21,817	6,575
PWE - Stormwater Fund	26,881	20,399	6,482
CABLE TV	1,130	1,003	127
PWE - Houston Transtar	1,845	1,745	100
Houston Airport System	209,878	185,547	24,331
PWE - Water & Sewer	253,122	221,940	31,182
Conv and Ent Optns	36,911	35,005	1,906
PWE Parking	626	626	0
GSD Parking	340	340	0



All Monetary Values Are \$ Dollars
MAXCARS © 2009 MAXIMUS, INC.
Report Output Prepared By Agency

City Of Houston, Texas
Full Cost Allocation Plan
Schedule .5 - Allocation Summary
For Department Affirmative Action

Receiving Department	Total	Business Deptnt.	Employee Relations
Health Benefits Fund	167,778	167,523	255
Long Term Disability	881	881	0
Direct Billed	0	0	0
Total	2,346,205	1,997,089	349,116



All Monetary Values Are \$ Dollars
 MAXCars © 2009 MAXIMUS, INC.
 Report Output Prepared By Agency


**SCHEDULE 22.1
FY 2010 FULL COST PLAN**

**CITY OF HOUSTON, TEXAS
FY 2010 FULL COST ALLOCATION PLAN
MAYOR'S OFFICE - EXECUTIVE
NATURE AND EXTENT OF SERVICES**

The Mayor's Office - Executive Division provides support to the Mayor as Chief Executive of the City. The staff responds to telephone calls and correspondence from the citizens; provides information and assistance on City service delivery; oversees preparation of the weekly Council agenda; and assists the Mayor in appointments to boards and commissions. The costs of the Mayor's Office are allocated based on the number of the full time equivalent positions per department.

City Of Houston, Texas
Full Cost Allocation Plan
Schedule .2 - Costs To Be Allocated
For Department Mayor's Office

Expenditures Per Financial Statement:	1st Allocation	2nd Allocation	Sub-Total	Total
Contingency	(5,000)			2,708,739
Transfers	(2,992)			(7,992)
Total Deductions:	(7,992)			(7,992)
Building Usage Charge	157,068		157,068	
Equipment Usage Charge	15,954		15,954	
Citywide General Government	264,321	25,339	289,660	
Fin-OMB	7,500	4,091	11,591	
Fin.-Debt Svc	1,910	640	2,550	
Fin-Genl. Acctg	17,883	2,950	20,833	
Fin-Auditing	534	201	735	
Fin-Grants	1,185	656	1,841	
Fin.-Tax&Rev. Acctg.	2,202	372	2,574	
ARA Admin Svcs	5,512	257	5,769	
ARA Strategic Purchasing	22,223	787	23,010	
ARA 3-1-1	28,014	1,417	29,431	
ARA Central Payroll	3,434	268	3,702	
ARA Regulatory Services	4,432	357	4,789	
IT - Admin & Applications	108,198	4,628	112,826	
IT - Infrastructure	128,560	10,756	139,316	
Affirmative Action	9,217	369	9,586	
Mayor's Office		8,624	8,624	
Human Resources Dept.		8,629	8,629	
Legal Department		424,646	424,646	
City Secretary		3,191	3,191	
City Council		32,342	32,342	
City Controller's Office		36,334	36,334	
Convention and Entertainment		170,493	170,493	
General Services Department		670,752	670,752	



All Monetary Values Are \$ Dollars
MAXCars © 2009 MAXIMUS, INC.
Report Output Prepared By Agency

City Of Houston, Texas
Full Cost Allocation Plan
Schedule .2 - Costs To Be Allocated
For Department Mayor's Office

Total Allocated Additions:	778,147	1,408,099	2,186,246	2,186,246
Total To Be Allocated:	3,478,894	1,408,099		4,886,993



All Monetary Values Are \$ Dollars
 MAXCars © 2009 MAXIMUS, INC.
 Report Output Prepared By Agency

City Of Houston, Texas
Full Cost Allocation Plan
Schedule .3 - Costs Allocated By Activity
For Department Mayor's Office

	Total	General & Admin	City Admin.	Other
Wages & Benefits				
Salaries & Wages	1,905,599	0	1,905,599	0
Fringe Benefits	622,902	0	622,902	0
Other Expense & Cost				
Supplies	22,536	0	22,536	0
Contractual Svcs.	149,710	0	149,710	0
*Contingency	5,000	5,000	0	0
*Transfers	2,992	2,992	0	0
Departmental Totals				
Total Expenditures	2,708,739	7,992	2,700,747	0
Deductions				
Total Deductions	(7,992)	(7,992)	0	0
Functional Cost	2,700,747	0	2,700,747	0
Allocation Step 1				
Inbound- All Others	778,147	778,147	0	0
Reallocate Admin Costs	3,478,894	(778,147)	778,147	0
1st Allocation		0	3,478,894	0
Allocation Step 2				
Inbound- All Others	1,408,099	1,408,099	0	0
Reallocate Admin Costs	1,408,099	(1,408,099)	1,408,099	0
2nd Allocation		0	1,408,099	0
Total For 10005000010000	4,886,993	0	4,886,993	0
Total Allocated	4,886,993	0	4,886,993	0



* - Indicates Disallowed Expenditure

City Of Houston, Texas
Full Cost Allocation Plan
Schedule 4 - Detail Activity Allocations
For Department Mayor's Office

Activity - City Admin.	Receiving Department	Allocation Units	Allocation Percentage	Gross Allocation	Direct Billed	Allocation Step1	Allocation Step2	Total Allocation
	Fin-Dir. Office	4.50	0.0197	687		687		687
	Fin-OMB	15.80	0.0693	2,412		2,412		2,412
	Fin.-Debt Svc	3.50	0.0154	534		534		534
	Fin-Genl. Acctg	11.10	0.0487	1,694		1,694		1,694
	Fin-Auditing	3.00	0.0132	458		458		458
	Fin-Grants	4.00	0.0176	611		611		611
	Fin.-Tax&Rev. Acctg.	5.00	0.0219	763		763		763
	ARA Director's Office	5.50	0.0241	840		840		840
	ARA Admin Svcs	23.00	0.1009	3,511		3,511		3,511
	ARA Strategic Purchasing	47.00	0.2062	7,174		7,174		7,174
	ARA 3-1-1	88.30	0.3874	13,479		13,479		13,479
	ARA Central Payroll	18.10	0.0794	2,763		2,763		2,763
	ARA Regulatory Services	38.40	0.1685	5,862		5,862		5,862
	IT - Director	18.40	0.0807	2,809		2,809		2,809
	IT - Admin & Applications	44.20	0.1939	6,747		6,747		6,747
	IT - Infrastructure	85.40	0.3747	13,036		13,036		13,036
	Affirmative Action	32.40	0.1422	4,946		4,946		4,946
	Mayor's Office	56.50	0.2479	8,624		8,624		8,624
	Human Resources Dept.	43.80	0.1922	6,686		6,686	2,767	9,453
	Legal Department	180.20	0.7907	27,507		27,507	11,385	38,892
	City Secretary	11.10	0.0487	1,694		1,694	701	2,395
	City Council	71.40	0.3133	10,899		10,899	4,511	15,410
	City Controller's Office	74.70	0.3278	11,403		11,403	4,720	16,123
	Municipal Court Administration	286.60	1.2575	43,748		43,748	18,108	61,856
	Health Administration	124.10	0.5445	18,943		18,943	7,841	26,784
	Planning & Development Admin	19.80	0.0869	3,022		3,022	1,251	4,273
	CIP Sal Rec PWE Adm	16.90	0.0742	2,580		2,580	1,068	3,648
	Convention and Entertainment	54.40	0.2387	8,304		8,304	3,437	11,741
	HPD - Police Records	93.40	0.4098	14,257		14,257	5,901	20,158
	HPD- Inspector General	10.30	0.0452	1,572		1,572	651	2,223
	General Services Department	274.20	1.2031	41,855		41,855	17,324	59,179
	HEC	264.60	1.1810	40,390		40,390	16,718	57,108

City Of Houston, Texas
Full Cost Allocation Plan
Schedule 4 - Detail Activity Allocations
For Department Mayor's Office

Activity - City Admin.

Receiving Department	Allocation Units	Allocation Percentage	Gross Allocation	Direct Billed	Allocation Step1	Allocation Step2	Total Allocation
Police	6,895.40	30.2557	1,052,548		1,052,548	435,661	1,488,209
Fire	4,381.20	19.2236	668,770		668,770	276,810	945,580
Municipal Court Judicial	49.40	0.2168	7,541		7,541	3,121	10,662
PWE - All Other	816.00	3.5804	124,559		124,559	51,556	176,115
Solid Waste Management	655.00	2.8740	99,983		99,983	41,384	141,367
Housing and Community Devp.	138.20	0.6064	21,096		21,096	8,732	29,828
Library	506.80	2.2237	77,361		77,361	32,020	109,381
Parks & Recreation	922.80	4.0490	140,861		140,861	58,304	199,165
Health & Human Services	1,051.30	4.6128	160,476		160,476	66,423	226,899
Fin-Econ. Divt	8.00	0.0351	1,221		1,221	505	1,726
ARA Ins. Mgmt.	3.80	0.0167	580		580	240	820
ARA Exec Svcs	15.90	0.0698	2,427		2,427	1,005	3,432
ARA-Other	29.00	0.1272	4,427		4,427	1,832	6,259
Planning & Development	80.70	0.3541	12,318		12,318	5,099	17,417
CIP S/R Planning	7.10	0.0312	1,084		1,084	449	1,533
CIP Sal Rec RE	29.10	0.1277	4,442		4,442	1,839	6,281
CIP S/R Engrg	102.20	0.4484	15,600		15,600	6,457	22,057
CIP S/R Constr.	113.30	0.4971	17,295		17,295	7,158	24,453
CIP S/R Eng/Const	3.90	0.0171	595		595	246	841
CIP S/R GeodEnv.	10.70	0.0469	1,633		1,633	676	2,309
CIP S/R Other	19.20	0.0842	2,931		2,931	1,213	4,144
CIP S/R GSD	30.20	0.1325	4,610		4,610	1,908	6,518
Prop & Gas Legal	17.00	0.0746	2,595		2,595	1,074	3,669
PWE - Fleet Management	151.40	0.6643	23,111		23,111	9,566	32,677
Wkr Comp - HR	48.90	0.2146	7,464		7,464	3,090	10,554
Wkr Comp Legal	4.90	0.0215	748		748	310	1,058
PWE-Sign Adm	41.00	0.1799	6,258		6,258	2,590	8,848
PWE-Bldg Insp.	428.90	1.8819	65,470		65,470	27,099	92,569
PWE - Stormwater Fund	422.80	1.8551	64,538		64,538	26,713	91,251
CABLE TV	8.30	0.0364	1,267		1,267	524	1,791
PWE - Houston Transtar	6.50	0.0285	992		992	411	1,403
Houston Airport System (HAS)	1,587.20	6.9642	242,279		242,279	100,282	342,561

MAXIMUS
WE CAN DO WHAT YOU WANT THE FIRST TIME

All Monetary Values Are \$ Dollars
MAXCars © 2009 MAXIMUS, INC.
Report Output Prepared By Agency

City Of Houston, Texas
Full Cost Allocation Plan
Schedule 4 - Detail Activity Allocations
For Department Mayor's Office

Activity - City Admin.

Receiving Department	Allocation Units	Allocation Percentage	Gross Allocation	Direct Billed	Allocation Step1	Allocation Step2	Total Allocation
PWE - Water & Sewer System	2,034.10	8.9251	310,496		310,496	128,517	439,013
Conv and Ent Optrs	124.30	0.5454	18,974		18,974	7,853	26,827
Health Benefits Fund	16.60	0.0728	2,534		2,534	1,049	3,583
SubTotal	22,790.70	100.0000	3,478,894		3,478,894	1,408,099	4,886,993
TOTAL	22,790.70	100.0000	3,478,894		3,478,894	1,408,099	4,886,993

Allocation Basis: Total full time equivalent positions for all funds

Allocation Source: FTE summary - Ms. Zhou



City Of Houston, Texas
Full Cost Allocation Plan
Schedule 5 - Allocation Summary
For Department Mayor's Office

Receiving Department	Total	City Admin.
Fin-Dir. Office	687	687
Fin-OMB	2,412	2,412
Fin-Debt Svc	534	534
Fin-Genl. Acctg	1,694	1,694
Fin-Auditing	458	458
Fin-Grants	611	611
Fin-Tax&Rev. Acctg.	763	763
ARA Director's Office	840	840
ARA Admin Svcs	3,511	3,511
ARA Strategic Purchasing	7,174	7,174
ARA 3-1-1	13,479	13,479
ARA Central Payroll	2,763	2,763
ARA Regulatory Services	5,862	5,862
IT - Director	2,809	2,809
IT - Admin & Applications	6,747	6,747
IT - Infrastructure	13,036	13,036
Affirmative Action	4,946	4,946
Mayor's Office	8,624	8,624
Human Resources Dept.	9,453	9,453
Legal Department	38,892	38,892
City Secretary	2,395	2,395
City Council	15,410	15,410
City Controller's Office	16,123	16,123
Municipal Court	61,856	61,856
Health Administration	26,784	26,784
Planning & Development	4,273	4,273
CIP Sal Rec P/W/ Adm	3,648	3,648
Convention and Entertainment	11,741	11,741
HPD - Police Records	20,158	20,158
HPD- Inspector General	2,223	2,223
General Services Department	59,179	59,179
HEC	57,108	57,108
Police	1,488,209	1,488,209
Fire	945,580	945,580
Municipal Court Judicial	10,662	10,662



All Monetary Values Are \$ Dollars
MAXCars © 2009 MAXIMUS, INC.
Report Output Prepared By Agency

City Of Houston, Texas
Full Cost Allocation Plan
Schedule 5 - Allocation Summary
For Department Mayor's Office

Receiving Department	Total	City Admin.
PWE - All Other	176,115	176,115
Solid Waste Management	141,367	141,367
Housing and Community	29,828	29,828
Library	109,381	109,381
Parks & Recreation	199,165	199,165
Health & Human Services	226,899	226,899
Fin-Econ. Dvpt	1,726	1,726
ARA Ins. Mgmt.	820	820
ARA Exec Svcs	3,432	3,432
ARA-Other	6,259	6,259
Planning & Development	17,417	17,417
CIP S/R Planning	1,533	1,533
CIP Sal Rec RE	6,281	6,281
CIP S/R Engrg	22,057	22,057
CIP S/R Constr.	24,453	24,453
CIP S/R Eng/Const	841	841
CIP S/R GeoEnv.	2,309	2,309
CIP S/R Other	4,144	4,144
CIP S/R GSD	6,518	6,518
Prop & Cas Legal	3,669	3,669
PWE - Fleet Management	32,677	32,677
Wkr Comp - HR	10,554	10,554
Wkr Comp Legal	1,058	1,058
PWE-Sign Adm	8,848	8,848
PWE-Bldg Insp.	92,569	92,569
PWE - Stormwater Fund	91,251	91,251
CABLE TV	1,791	1,791
PWE - Houston Transtar	1,403	1,403
Houston Airport System	342,561	342,561
PWE - Water & Sewer	439,013	439,013
Conv and Ent Optns	26,827	26,827
Health Benefits Fund	3,583	3,583



All Monetary Values Are \$ Dollars
MAXCARS © 2009 MAXIMUS, INC.
Report Output Prepared By Agency

City Of Houston, Texas
Full Cost Allocation Plan
Schedule .5 - Allocation Summary
For Department Mayor's Office

Receiving Department	Total	City Admin.
Direct Billed	0	0
Total	<u>4,886,993</u>	<u>4,886,993</u>



All Monetary Values Are \$ Dollars
 MAXCARS © 2009 MAXIMUS, INC.
 Report Output Prepared By Agency

SCHEDULE 23.1
FY 2010 FULL COST PLAN

CITY OF HOUSTON, TEXAS
FY 2010 FULL COST ALLOCATION PLAN
HUMAN RESOURCES DEPARTMENT
NATURE AND EXTENT OF SERVICES

The Human Resources Department provides citywide personnel services and support. This includes recruitment/selections, health benefits, workers' compensation, safety, wage and salary administration, employee relations and assistance, training, and records administration. The costs are allocated as follows:

- **Selection** - Costs associated with recruiting and selecting employees for positions have been allocated based upon the total number of selections per department.
- **Personnel Services** - Costs associated with the overall policy direction on human resource management issues, personnel classification issues, wage and salary administration, records administration, and employee relations have been allocated based upon the number of full time equivalent positions.
- **Testing for Classified Employees** - Costs associated with designing and administering tests for selection and promotion of classified positions have been allocated based upon the number of classified full time equivalent positions.
- **Training** - Costs associated with designing and conducting training sessions have been allocated based upon the number of employees trained.

City Of Houston, Texas
Full Cost Allocation Plan
Schedule 2 - Costs To Be Allocated
For Department Human Resources Dept.

	1st Allocation	2nd Allocation	Sub-Total	Total
Expenditures Per Financial Statement:				
Transfer	2,469,819			2,469,819
Total Deductions:	(10,825)			(10,825)
Equipment Usage Charge	14,095		14,095	
Citywide General Government	135,389	13,336	148,725	
Fin-OMB	29,013	15,826	44,839	
Fin.-Debt Svc	336	113	449	
Fin-Genl. Acctg	67,019	11,166	78,185	
Fin-Auditing	486	183	669	
Fin-Grants	208	115	323	
Fin.-Tax&Rev. Acctg.	2,005	339	2,344	
ARA Admin Svcs	20,339	950	21,289	
ARA Strategic Purchasing	45,904	1,621	47,525	
ARA 3-1-1	26,290	1,330	27,620	
ARA Central Payroll	2,662	207	2,869	
ARA Regulatory Services	4,036	325	4,361	
IT - Admin & Applications	418,569	17,905	436,474	
IT - Infrastructure	497,345	41,608	538,953	
Affirmative Action	2,121	84	2,205	
Mayor's Office	6,686	2,767	9,453	
Human Resources Dept.		13,576	13,576	
Legal Department		86,194	86,194	
City Secretary		561	561	
City Council		5,689	5,689	
City Controller's Office		122,217	122,217	
Convention and Entertainment		7,122	7,122	
HPD- Inspector General		27,030	27,030	
Total Allocated Additions:	1,272,503	370,264	1,642,767	1,642,767



All Monetary Values Are \$ Dollars
 MAXCARS © 2009 MAXIMUS, INC.
 Report Output Prepared By Agency

City Of Houston, Texas
Full Cost Allocation Plan
Schedule 2 - Costs To Be Allocated
For Department Human Resources Dept.

Total To Be Allocated:

<u>3,731,497</u>	<u>370,264</u>	<u>4,101,761</u>
------------------	----------------	------------------



All Monetary Values Are \$ Dollars
MAXCars © 2009 MAXIMUS, INC.
Report Output Prepared By Agency

City Of Houston, Texas
Full Cost Allocation Plan
Schedule .3 - Costs Allocated By Activity
For Department Human Resources Dept.

	Total	General & Admin	Selection	Personnel Svcs.	Classified Testing
Wages & Benefits					
Salaries & Wages	1,619,045	73,836	596,347	593,632	115,471
Fringe Benefits	581,194	8,610	198,852	255,296	45,741
Other Expense & Cost					
Supplies	46,600	22,932	6,275	14,690	2,674
Contractual Svcs.	212,155	62,734	27,243	109,786	7,435
*Transfer	10,825	10,825	0	0	0
Departmental Totals					
Total Expenditures	2,469,819	178,937	828,717	973,404	171,321
Deductions					
Total Deductions	(10,825)	(10,825)	0	0	0
Functional Cost	2,458,994	168,112	828,717	973,404	171,321
Allocation Step 1					
Inbound- All Others	1,272,503	1,272,503	0	0	0
Reallocate Admin Costs	3,731,497	(1,440,615)	521,137	612,121	107,735
1st Allocation		0	1,349,854	1,585,525	279,056
Allocation Step 2					
Inbound- All Others	370,264	370,264	0	0	0
Reallocate Admin Costs	370,264	(370,264)	133,942	157,326	27,690
2nd Allocation		0	133,942	157,326	27,690
Total For 10008000010000	4,101,761	0	1,483,796	1,742,851	306,746



All Monetary Values Are \$ Dollars
 MAXCARS © 2009 MAXIMUS, INC.
 Report Output Prepared By Agency

* - Indicates Disallowed Expenditure

City Of Houston, Texas
 Full Cost Allocation Plan
 Schedule .3 - Costs Allocated By Activity
 For Department Human Resources Dept.

Training	
Wages & Benefits	
Salaries & Wages	239,759
Fringe Benefits	72,695
Other Expense & Cost	
Supplies	29
Contractual Svcs.	4,957
* Transfer	0
Departmental Totals	
Total Expenditures	317,440
Deductions	
Total Deductions	0
Functional Cost	
Allocation Step 1	317,440
Allocation Step 2	
Inbound- All Others	0
Reallocate Admin Costs	199,622
1st Allocation	517,062
Allocation Step 2	
Inbound- All Others	0
Reallocate Admin Costs	51,306
2nd Allocation	51,306
Total For 10008000010000	568,368
Total Allocated	568,368



City Of Houston, Texas
Full Cost Allocation Plan
Schedule .4 - Detail Activity Allocations
For Department Human Resources Dept.

Activity - Selection	Receiving Department	Allocation Units	Allocation Percentage	Gross Allocation	Direct Billed	Allocation Step1	Allocation Step2	Total Allocation
Fin-Dir: Office		71	0.7678	10,364		10,364		10,364
ARA Director's Office		229	2.4765	33,429		33,429		33,429
IT - Director		77	0.8327	11,240		11,240		11,240
Affirmative Action		12	0.1298	1,752		1,752		1,752
Mayor's Office		21	0.2271	3,066		3,066		3,066
Human Resources Dept.		37	0.4001	5,401		5,401		5,401
Legal Department		96	1.0382	14,014		14,014	1,461	15,475
City Council		77	0.8327	11,240		11,240	1,172	12,412
City Controller's Office		5	0.0541	730		730	76	806
Municipal Court Administration		191	2.0655	27,882		27,882	2,907	30,789
Health Administration		461	4.9854	67,296		67,296	7,017	74,313
Planning & Development Admin		53	0.5732	7,737		7,737	807	8,544
PWE - Administration		1,593	17.2272	232,542		232,542	24,247	256,789
General Services Department		173	1.8709	25,254		25,254	2,633	27,887
HEC		88	0.9517	12,846		12,846	1,339	14,185
Police		2,975	32.1725	434,282		434,282	45,281	479,563
Fire		750	8.1107	109,483		109,483	11,416	120,899
Municipal Court Judicial		5	0.0541	730		730	76	806
Solid Waste Management		644	6.9644	94,010		94,010	9,802	103,812
Housing and Community Devp.		81	0.8760	11,824		11,824	1,233	13,057
Library		224	2.4224	32,699		32,699	3,409	36,108
Parks & Recreation		537	5.8073	78,390		78,390	8,174	86,564
Houston Airport System (HAS)		784	8.4784	114,446		114,446	11,933	126,379
Conv and Ent Optns		63	0.6813	9,197		9,197	959	10,156
SubTotal		9,247	100.0000	1,349,854		1,349,854	133,942	1,483,796
TOTAL		9,247	100.0000	1,349,854		1,349,854	133,942	1,483,796

Allocation Basis: Number of selections per depart.
Allocation Source: Human Resources



All Monetary Values Are \$ Dollars
MAXCARS © 2009 MAXIMUS, INC.
Report Output Prepared By Agency

City Of Houston, Texas
Full Cost Allocation Plan
Schedule .4 - Detail Activity Allocations
For Department Human Resources Dept.

Activity - Personnel Svcs.

Receiving Department	Allocation Units	Allocation Percentage	Gross Allocation	Direct Billed	Allocation Step1	Allocation Step2	Total Allocation
Fin-Dir. Office	4.50	0.0197	313		313		313
Fin-OMB	15.80	0.0693	1,099		1,099		1,099
Fin-Debt Svc	3.50	0.0154	243		243		243
Fin-Genl. Acctg	11.10	0.0487	772		772		772
Fin-Auditing	3.00	0.0132	209		209		209
Fin-Grants	4.00	0.0176	278		278		278
Fin-Tax&Rev. Acctg.	5.00	0.0219	348		348		348
ARA Director's Office	5.50	0.0241	383		383		383
ARA Admin Svcs	23.00	0.1009	1,600		1,600		1,600
ARA Strategic Purchasing	47.00	0.2062	3,270		3,270		3,270
ARA 3-1-1	88.30	0.3874	6,143		6,143		6,143
ARA Central Payroll	18.10	0.0794	1,259		1,259		1,259
ARA Regulatory Services	38.40	0.1685	2,671		2,671		2,671
IT - Director	18.40	0.0807	1,280		1,280		1,280
IT - Admin & Applications	44.20	0.1939	3,075		3,075		3,075
IT - Infrastructure	85.40	0.3747	5,941		5,941		5,941
Affirmative Action	32.40	0.1422	2,254		2,254		2,254
Mayor's Office	56.50	0.2479	3,931		3,931		3,931
Human Resources Dept.	43.80	0.1922	3,047		3,047		3,047
Legal Department	180.20	0.7907	12,536		12,536		12,536
City Secretary	11.10	0.0487	772		772		772
City Council	71.40	0.3133	4,967		4,967		4,967
City Controller's Office	74.70	0.3278	5,197		5,197		5,197
Municipal Court Administration	286.60	1.2575	19,938		19,938		19,938
Health Administration	124.10	0.5445	8,634		8,634		8,634
Planning & Development Adm'n	19.80	0.0869	1,377		1,377		1,377
CIP Sal Rec PWE Adm	16.90	0.0742	1,176		1,176		1,176
Convention and Entertainment	54.40	0.2387	3,785		3,785		3,785
HPD - Police Records	93.40	0.4098	6,498		6,498		6,498
HPD- Inspector General	10.30	0.0452	717		717		717
General Services Department	274.20	1.2031	19,076		19,076		19,076
HEC	264.60	1.1610	18,408		18,408		18,408



All Monetary Values Are \$ Dollars
 MAXCARS © 2009 MAXIMUS, INC.
 Report Output Prepared By Agency

City Of Houston, Texas
Full Cost Allocation Plan

Schedule 4 - Detail Activity Allocations
For Department Human Resources Dept.

Activity - Personnel Svcs.

Receiving Department	Allocation Units	Allocation Percentage	Gross Allocation	Direct Billed	Allocation Step1	Allocation Step2	Total Allocation
Police	6,895.40	30.2557	479,707		479,707	48,768	528,475
Fire	4,381.20	19.2236	304,795		304,795	30,989	335,784
Municipal Court Judicial	49.40	0.2168	3,437		3,437	349	3,786
PWE - All Other	816.00	3.5804	56,768		56,768	5,772	62,540
Solid Waste Management	655.00	2.8740	45,568		45,568	4,633	50,201
Housing and Community Devp.	138.20	0.6064	9,614		9,614	978	10,592
Library	506.80	2.2237	35,258		35,258	3,585	38,843
Parks & Recreation	922.80	4.0490	64,198		64,198	6,527	70,725
Health & Human Services	1,051.30	4.6128	73,138		73,138	7,436	80,574
Fin-Econ. Dvpt	8.00	0.0351	557		557	57	614
ARA Ins. Mgmt.	3.80	0.0167	264		264	27	291
ARA Exec Svcs	15.90	0.0698	1,106		1,106	112	1,218
ARA-Other	29.00	0.1272	2,018		2,018	205	2,223
Planning & Development	80.70	0.3541	5,614		5,614	571	6,185
CIP S/R Planning	7.10	0.0312	494		494	50	544
CIP Sal Rec RE	29.10	0.1277	2,024		2,024	206	2,230
CIP S/R Engrg	102.20	0.4484	7,110		7,110	723	7,833
CIP S/R Constr.	113.30	0.4971	7,882		7,882	801	8,683
CIP S/R Eng/Const	3.90	0.0171	271		271	28	299
CIP S/R GeoEnv.	10.70	0.0469	744		744	76	820
CIP S/R Other	19.20	0.0842	1,336		1,336	136	1,472
CIP S/R GSD	30.20	0.1325	2,101		2,101	214	2,315
Prop & Cas Legal	17.00	0.0746	1,183		1,183	120	1,303
PWE - Fleet Management	151.40	0.6643	10,533		10,533	1,071	11,604
Wkr Comp - HR	48.90	0.2146	3,402		3,402	346	3,748
Wkr Comp Legal	4.90	0.0215	341		341	35	376
PWE-Sign Adm	41.00	0.1799	2,852		2,852	290	3,142
PWE-Bldg Insp.	428.90	1.8819	29,838		29,838	3,034	32,872
PWE - Stormwater Fund	422.80	1.8551	29,414		29,414	2,991	32,405
CABLE TV	8.30	0.0364	577		577	59	636
PWE - Houston Transtar	6.50	0.0285	452		452	46	498
Houston Airport System (HAS)	1,587.20	6.9642	110,420		110,420	11,226	121,646



All Monetary Values Are \$ Dollars
 MAXCARS © 2009 MAXIMUS, INC.
 Report Output Prepared By Agency

City Of Houston, Texas
 Full Cost Allocation Plan

Schedule 4 - Detail Activity Allocations
 For Department Human Resources Dept.

Activity - Personnel Svcs.

Receiving Department	Allocation Units	Allocation Percentage	Gross Allocation	Direct Billed	Allocation Step1	Allocation Step2	Total Allocation
PWE - Water & Sewer System	2,034.10	8.9251	141,510		141,510	14,387	155,897
Conv and Ent Optrs	124.30	0.5454	8,647		8,647	879	9,526
Health Benefits Fund	16.60	0.0728	1,155		1,155	117	1,272
SubTotal	22,790.70	100.0000	1,585,525		1,585,525	157,326	1,742,851
TOTAL	22,790.70	100.0000	1,585,525		1,585,525	157,326	1,742,851

Allocation Basis: Total full time equivalent positions for all funds
 Allocation Source: FTE summary - Ms. Zhou



All Monetary Values Are \$ Dollars
 MAXCARS © 2009 MAXIMUS, INC.
 Report Output Prepared By Agency

City Of Houston, Texas
Full Cost Allocation Plan
Schedule 4 - Detail Activity Allocations
For Department Human Resources Dept.

Activity - Classified Testing

Receiving Department	Allocation Units	Allocation Percentage	Gross Allocation	Direct Billed	Allocation Step1	Allocation Step2	Total Allocation
HPD- Inspector General	0	0.0031	9		9		10
Police	5,596	57.6482	160,870		160,870	15,963	176,833
Fire	4,111	42.3487	118,177		118,177	11,726	129,903
SubTotal	9,707	100.0000	279,056		279,056	27,690	306,746
TOTAL	9,707	100.0000	279,056		279,056	27,690	306,746

Allocation Basis: Number of classified full time equivalent positions
 Allocation Source: Human Resources



City Of Houston, Texas
Full Cost Allocation Plan

Schedule 4 - Detail Activity Allocations
For Department Human Resources Dept.

Receiving Department	Allocation Units	Allocation Percentage	Gross Allocation	Direct Billed	Allocation Step1	Allocation Step2	Total Allocation
Activity - Training							
Fin-Dir: Office	553	2.7697	14,321		14,321		14,321
ARA Director's Office	54	0.2705	1,398		1,398		1,398
IT - Director	159	0.7964	4,118		4,118		4,118
Affirmative Action	75	0.3756	1,942		1,942		1,942
Mayor's Office	63	0.3155	1,632		1,632		1,632
Human Resources Dept.	198	0.9917	5,128		5,128		5,128
Legal Department	58	0.2905	1,502		1,502	158	1,660
City Secretary	1	0.0050	26		26	3	29
City Council	12	0.0601	311		311	33	344
City Controller's Office	103	0.5159	2,667		2,667	280	2,947
Municipal Court Administration	664	3.3257	17,196		17,196	1,806	19,002
Health Administration	1,160	5.8099	30,041		30,041	3,155	33,196
Planning & Development Admin	294	1.4725	7,614		7,614	800	8,414
PWE - Administration	11,110	55.6444	287,715		287,715	30,216	317,931
General Services Department	243	1.2171	6,293		6,293	661	6,954
HEC	264	1.3222	6,837		6,837	718	7,555
Police	1,947	9.7516	50,422		50,422	5,295	55,717
Fire	374	1.8732	9,686		9,686	1,017	10,703
Municipal Court Judicial	8	0.0401	207		207	22	229
Solid Waste Management	348	1.7430	9,012		9,012	946	9,958
Housing and Community Devp.	228	1.1419	5,905		5,905	620	6,525
Library	711	3.5611	18,413		18,413	1,934	20,347
Parks & Recreation	542	2.7146	14,036		14,036	1,474	15,510
Houston Airport System (HAS)	554	2.7747	14,347		14,347	1,507	15,854
Conv and Ent Opns	243	1.2171	6,293		6,293	661	6,954
SubTotal	19,966	100.0000	517,062		517,062	51,306	568,368
TOTAL	19,966	100.0000	517,062		517,062	51,306	568,368

Allocation Basis: Number of employees trained
Allocation Source: Human Resources



All Monetary Values Are \$ Dollars
MAXCARS © 2009 MAXIMUS, INC.
Report Output Prepared By Agency

City Of Houston, Texas
Full Cost Allocation Plan

Schedule .5 - Allocation Summary
For Department Human Resources Dept.

Receiving Department	Total	Selection	Personnel Svcs.	Classified Testing	Training
Fin-Dir. Office	24,998	10,364	313	0	14,321
Fin-OMIB	1,099	0	1,099	0	0
Fin-Debt Svc	243	0	243	0	0
Fin-Genl. Acctg	772	0	772	0	0
Fin-Auditing	209	0	209	0	0
Fin-Grants	278	0	278	0	0
Fin-Tax&Rev. Acctg.	348	0	348	0	0
ARA Director's Office	35,210	33,429	383	0	1,398
ARA Admin Svcs	1,600	0	1,600	0	0
ARA Strategic Purchasing	3,270	0	3,270	0	0
ARA 3-1-1	6,143	0	6,143	0	0
ARA Central Payroll	1,259	0	1,259	0	0
ARA Regulatory Services	2,671	0	2,671	0	0
IT - Director	16,638	11,240	1,280	0	4,118
IT - Admin & Applications	3,075	0	3,075	0	0
IT - Infrastructure	5,941	0	5,941	0	0
Affirmative Action	5,948	1,752	2,254	0	1,942
Mayor's Office	8,629	3,066	3,931	0	1,632
Human Resources Dept.	13,576	5,401	3,047	0	5,128
Legal Department	30,946	15,475	13,811	0	1,660
City Secretary	880	0	851	0	29
City Council	18,228	12,412	5,472	0	344
City Controller's Office	9,478	806	5,725	0	2,947
Municipal Court	71,756	30,789	21,965	0	19,002
Health Administration	117,021	74,313	9,512	0	33,196
Planning & Development	18,475	8,544	1,517	0	8,414
PWE - Administration	574,720	256,789	0	0	317,931
CIP Sal Rec PWE Adm	1,296	0	1,296	0	0
Convention and Entertainment	4,170	0	4,170	0	0
HPD - Police Records	7,159	0	7,159	0	0
HPD- Inspector General	800	0	790	10	0
General Services Department	55,856	27,887	21,015	0	6,954
HEC	42,020	14,185	20,280	0	7,555
Police	1,240,588	479,563	528,475	176,833	55,717
Fire	597,289	120,899	335,784	129,903	10,703



All Monetary Values Are \$ Dollars
MAXCARS © 2009 MAXIMUS, INC.
Report Output Prepared By Agency

City Of Houston, Texas
Full Cost Allocation Plan
Schedule .5 - Allocation Summary
For Department Human Resources Dept.

Receiving Department	Total	Selection	Personnel Svcs.	Classified Testing	Training
Municipal Court Judicial	4,821	806	3,786	0	229
PWE - All Other	62,540	0	62,540	0	0
Solid Waste Management	163,971	103,812	50,201	0	9,958
Housing and Community	30,174	13,057	10,592	0	6,525
Library	95,298	36,108	38,843	0	20,347
Parks & Recreation	172,799	86,564	70,725	0	15,510
Health & Human Services	80,574	0	80,574	0	0
Fin-Econ. Dvpt	614	0	614	0	0
ARA Ins. Mgmt.	291	0	291	0	0
ARA Exec Svcs	1,218	0	1,218	0	0
ARA-Other	2,223	0	2,223	0	0
Planning & Development	6,185	0	6,185	0	0
CIP S/R Planning	544	0	544	0	0
CIP Sal Rec RE	2,230	0	2,230	0	0
CIP S/R Engrg	7,833	0	7,833	0	0
CIP S/R Constr.	8,683	0	8,683	0	0
CIP S/R Eng/Const	299	0	299	0	0
CIP S/R GeoEnv.	820	0	820	0	0
CIP S/R Other	1,472	0	1,472	0	0
CIP S/R GSD	2,315	0	2,315	0	0
Prop & Cas Legal	1,303	0	1,303	0	0
PWE - Fleet Management	11,604	0	11,604	0	0
Wkr Comp - HR	3,748	0	3,748	0	0
Wkr Comp Legal	376	0	376	0	0
PWE-Sign Adm	3,142	0	3,142	0	0
PWE-Bldg Insp.	32,872	0	32,872	0	0
PWE - Stormwater Fund	32,405	0	32,405	0	0
CABLE TV	636	0	636	0	0
PWE - Houston Transtar	498	0	498	0	0
Houston Airport System	263,879	126,379	121,646	0	15,854
PWE - Water & Sewer	155,897	0	155,897	0	0
Conv and Ent Optns	26,636	10,156	9,526	0	6,954
Health Benefits Fund	1,272	0	1,272	0	0



All Monetary Values Are \$ Dollars
MAXCARS © 2009 MAXIMUS, INC.
Report Output Prepared By Agency

City Of Houston, Texas
Full Cost Allocation Plan
Schedule .5 - Allocation Summary
For Department Human Resources Dept.

Receiving Department	Total	Selection	Personnel Svcs.	Classified Testing	Training
Direct Billed	0	0	0	0	0
Total	4,101,761	1,483,796	1,742,851	306,746	568,368



All Monetary Values Are \$ Dollars
 MAXCARS © 2009 MAXIMUS, INC.
 Report Output Prepared By Agency

**SCHEDULE 24.1
FY 2010 FULL COST PLAN**

**CITY OF HOUSTON, TEXAS
FY 2010 FULL COST ALLOCATION PLAN
LEGAL SERVICES
NATURE AND EXTENT OF SERVICES**

The Legal Department provides legal counsel, advice, and representation for the Mayor, City Council, City departments, Council committees, and City boards and commissions. Activities include ordinance and resolution preparation, contract negotiations, utility regulation, civil code drafting and enforcement, personnel damage defense, claims, prosecution of criminal offenses, and real property tax collections and deed restriction enforcement. The Department identifies time spent by individual attorney, case, and department. The number of total actual hours expended for the City departments is the basis for allocation. Public Works and Engineering provides funding for legal representation, and these costs have been allocated directly to Public Works and Engineering.

City Of Houston, Texas
Full Cost Allocation Plan
Schedule 2 - Costs To Be Allocated
For Department Legal Department

Expenditures Per Financial Statement:	1st Allocation	2nd Allocation	Sub-Total	Total
Transfer	(13,777,142)			13,777,142
Interest	(11,923)			(11,923)
Total Deductions:	(12,029)			(12,029)
Building Usage Charge	135,942		135,942	
Equipment Usage Charge	29,038		29,038	
Citywide General Government	597,272	57,257	654,529	
Fin-OMB	6,066	3,309	9,375	
Fin.-Debt Svc	1,881	630	2,511	
Fin-Genl. Acctg	14,965	2,444	17,409	
Fin-Auditing	2,720	1,022	3,742	
Fin-Grants	1,167	646	1,813	
Fin.-Tax&Rev. Acctg.	11,225	1,897	13,122	
ARA Admin Svcs	65,017	3,034	68,051	
ARA Strategic Purchasing	9,819	345	10,164	
ARA 3-1-1	7,059	357	7,416	
ARA Central Payroll	10,952	853	11,805	
ARA Regulatory Services	22,591	1,819	24,410	
IT - Admin & Applications	87,510	3,743	91,253	
IT - Infrastructure	103,978	8,699	112,677	
Affirmative Action	10,912	434	11,346	
Mayor's Office	27,507	11,385	38,892	
Human Resources Dept.	28,052	2,894	30,946	
Legal Department		1,728,671	1,728,671	
City Secretary		3,142	3,142	
City Council		31,844	31,844	
City Controller's Office		30,261	30,261	
Convention and Entertainment		16,321	16,321	
HPD - Police Records		597,233	597,233	
HPD- Inspector General		9,010	9,010	
General Services Department		449,996	449,996	



All Monetary Values Are \$ Dollars
MAXCARS © 2009 MAXIMUS, INC.
Report Output Prepared By Agency

City Of Houston, Texas
Full Cost Allocation Plan
Schedule .2 - Costs To Be Allocated
For Department Legal Department

Total Allocated Additions:	1,173,673	2,967,246	4,140,919	4,140,919
Total To Be Allocated:	14,938,786	2,967,246		17,906,032



All Monetary Values Are \$ Dollars
MAXCARS © 2009 MAXIMUS, INC.
Report Output Prepared By Agency

City Of Houston, Texas
Full Cost Allocation Plan
Schedule .3 - Costs Allocated By Activity
For Department Legal Department

	Total	General & Admin	Legal Svcs	PWE Legal
Wages & Benefits				
Salaries & Wages	9,182,252	0	8,617,570	564,682
Fringe Benefits	3,271,271	0	3,094,268	187,003
Other Expense & Cost				
Supplies	368,838	0	368,838	0
Contractual Svcs	942,752	0	942,668	84
*Transfer	11,923	11,923	0	0
*Interest	106	106	0	0
Departmental Totals				
Total Expenditures	13,777,142	12,029	13,013,344	751,769
Deductions				
Total Deductions	(12,029)	(12,029)	0	0
Functional Cost				
Allocation Step 1	13,765,113	0	13,013,344	751,769
Inbound- All Others	1,173,673	1,173,673	0	0
Reallocate Adm'n Costs	(1,173,673)	(1,173,673)	1,109,574	64,099
1st Allocation	14,938,786	0	14,122,918	815,868
Allocation Step 2				
Inbound- All Others	2,967,246	2,967,246	0	0
Reallocate Adm'n Costs	(2,967,246)	(2,967,246)	2,805,193	162,053
2nd Allocation	2,967,246	0	2,805,193	162,053
Total For 10009000010000 Legal				
Total Allocated	17,906,032	0	16,928,111	977,921



All Monetary Values Are \$ Dollars
MAXCars © 2009 MAXIMUS, INC.
Report Output Prepared By Agency

* - Indicates Disallowed Expenditure
Schedule 24.3

City Of Houston, Texas
Full Cost Allocation Plan
Schedule 4 - Detail Activity Allocations
For Department Legal Department

Receiving Department	Allocation Units	Allocation Percentage	Gross Allocation	Direct Billed	Allocation Step1	Allocation Step2	Total Allocation
Citywide General Government	12	0.0077	1,084	-10,383	-9,299		-9,299
Fin-Dir. Office	6,352	4.0636	573,905		573,905		573,905
ARA Director's Office	632	0.4043	57,101		57,101		57,101
IT - Director	33	0.0211	2,981		2,981		2,981
Affirmative Action	254	0.1625	22,949		22,949		22,949
Mayor's Office	4,700	3.0068	424,646		424,646		424,646
Human Resources Dept.	954	0.6103	86,194		86,194		86,194
Legal Department	19,133	12.2402	1,728,671		1,728,671		1,728,671
City Secretary	85	0.0544	7,680		7,680	1,919	9,599
City Council	2,379	1.5219	214,943		214,943	53,714	268,657
City Controller's Office	472	0.3020	42,645		42,645	10,657	53,302
Municipal Court Administration	363	0.2322	32,797		32,797	8,196	40,993
Health Administration	4,237	2.7106	382,814	-110	382,704	95,664	478,368
Planning & Development Admin	2,883	1.8444	260,480		260,480	65,093	325,573
PWE - Administration	7,681	4.9139	693,980		693,980	173,424	867,404
Convention and Entertainment	843	0.5393	76,165		76,165	19,033	95,198
General Services Department	11,369	7.2732	1,027,192		1,027,192	256,692	1,283,884
HEC	2,425	1.5514	219,099		219,099	54,752	273,851
Police	24,367	15.5886	2,201,564	-193	2,201,371	550,165	2,751,536
Fire	6,111	3.9095	552,130	-4,180	547,950	137,976	685,926
Municipal Court Judicial	46,003	29.4300	4,156,385		4,156,385	1,038,670	5,195,055
Solid Waste Management	1,035	0.6621	93,513	-96	93,417	23,369	116,786
Housing and Community Devp.	1,123	0.7184	101,463		101,463	25,355	126,818
Library	427	0.2732	38,580	-304	38,276	9,641	47,917
Parks & Recreation	1,899	1.2149	171,575		171,575	42,876	214,451
HEC - 9-1-1 Network	57	0.0365	5,150		5,150	1,287	6,437
PWE-Sign Adm	894	0.5719	80,773		80,773	20,185	100,958
PWE-Bldg Insp.	715	0.4574	64,600		64,600	16,143	80,743
PWE - Stormwater Fund	668	0.4273	60,354		60,354	15,082	75,436
TIRZ	945	0.6046	85,381		85,381	21,336	106,717
Houston Airport System (HAS)	2,381	1.5232	215,124		215,124	53,759	268,883
PWE - Water & Sewer System	3,816	2.4413	344,777		344,777	86,159	430,936




All Monetary Values Are \$ Dollars
MAXCars © 2009 MAXIMUS, INC.
Report Output Prepared By Agency

City Of Houston, Texas
Full Cost Allocation Plan
Schedule 4 - Detail Activity Allocations
For Department Legal Department

Activity - Legal Svcs	Receiving Department	Allocation Units	Allocation Percentage	Gross Allocation	Direct Billed	Allocation Step1	Allocation Step2	Total Allocation
	PVE Parking	785	0.5022	70,925		70,925	17,724	88,649
	Other	280	0.1791	25,298		25,298	6,322	31,620
	SubTotal	156,313	100.0000	14,122,918	-15,266	14,107,652	2,805,193	16,912,845
	Direct Billed				15,266	15,266		15,266
	TOTAL	156,313	100.0000	14,122,918		14,122,918	2,805,193	16,928,111

Allocation Basis: Number of Legal staff hours expended per department
 Allocation Source: Legal - Merceron



All Monetary Values Are \$ Dollars
 MAXCARS © 2009 MAXIMUS, INC.
 Report Output Prepared By Agency

City Of Houston, Texas
Full Cost Allocation Plan
Schedule 4 - Detail Activity Allocations
For Department Legal Department

Activity - PWE Legal


Receiving Department	Allocation Units	Allocation Percentage	Gross Allocation	Direct Billed	Allocation Step1	Allocation Step2	Total Allocation
PWE - All Other	100	100.0000	815,868		815,868	162,053	977,921
PWE - Water & Sewer System	0			-340,972	-340,972		-340,972
SubTotal	100	100.0000	815,868	-340,972	474,896	162,053	636,949
Direct Billed				340,972	340,972		340,972
TOTAL	100	100.0000	815,868		815,868	162,053	977,921

Allocation Basis: Direct allocation to PWE All Other
 Allocation Source: N/A



City Of Houston, Texas
 Full Cost Allocation Plan
 Schedule .5 - Allocation Summary
 For Department Legal Department

Receiving Department	Total	Legal Svcs	PWE Legal
Citywide General Government	(9,299)	(9,299)	0
Fin-Dir. Office	573,905	573,905	0
ARA Director's Office	57,101	57,101	0
IT - Director	2,981	2,981	0
Affirmative Action	22,949	22,949	0
Mayor's Office	424,646	424,646	0
Human Resources Dept.	86,194	86,194	0
Legal Department	1,728,671	1,728,671	0
City Secretary	9,599	9,599	0
City Council	268,657	268,657	0
City Controller's Office	53,302	53,302	0
Municipal Court	40,993	40,993	0
Health Administration	478,368	478,368	0
Planning & Development	325,573	325,573	0
PWE - Administration	867,404	867,404	0
Convention and Entertainment	95,198	95,198	0
General Services Department	1,283,884	1,283,884	0
HEC	273,851	273,851	0
Police	2,751,536	2,751,536	0
Fire	685,926	685,926	0
Municipal Court Judicial	5,195,055	5,195,055	0
PWE - All Other	977,921	0	977,921
Solid Waste Management	116,786	116,786	0
Housing and Community	126,818	126,818	0
Library	47,917	47,917	0
Parks & Recreation	214,451	214,451	0
HEC - 9-1-1 Network	6,437	6,437	0
PWE-Sign Adm	100,958	100,958	0
PWE-Bldg Insp.	80,743	80,743	0
PWE - Stormwater Fund	75,436	75,436	0
TIRZ	106,717	106,717	0
Houston Airport System	268,883	268,883	0
PWE - Water & Sewer	89,964	430,936	(340,972)
PWE Parking	88,649	88,649	0
Other	31,620	31,620	0



All Monetary Values Are \$ Dollars
 MAXCARS © 2009 MAXIMUS, INC.
 Report Output Prepared By Agency

**City Of Houston, Texas
 Full Cost Allocation Plan
 Schedule .5 - Allocation Summary
 For Department Legal Department**

Receiving Department	Total	Legal Svcs	PWE Legal
Direct Billed	356,238	15,266	340,972
Total	<u>17,906,032</u>	<u>16,928,111</u>	<u>977,921</u>



All Monetary Values Are \$ Dollars
 MAXCars © 2009 MAXIMUS, INC.
 Report Output Prepared By Agency

**SCHEDULE 25.1
FY 2010 FULL COST PLAN**

**CITY OF HOUSTON, TEXAS
FY 2010 FULL COST ALLOCATION PLAN
CITY SECRETARY'S OFFICE
NATURE AND EXTENT OF SERVICES**

The City Secretary's Office is responsible for recording and keeping records of Council meetings and maintaining all official records. This office also coordinates City Council correspondence, prepares Council Meeting agenda, administers City elections, and receives vendor bid proposals. The costs of these services are allocated based upon total operating expenditures including TRZ.

City Of Houston, Texas
Full Cost Allocation Plan
Schedule .2 - Costs To Be Allocated
For Department City Secretary

Expenditures Per Financial Statement:	1st Allocation	2nd Allocation	Sub-Total	Total
Building Usage Charge	627,043			627,043
Citywide General Government	35,016		35,016	
Fin-OMB	35,780	3,428	39,208	
Fin-Debt Svc	495	270	765	
Fin-Genl. Acctg	86	29	115	
Fin-Auditing	1,134	189	1,323	
Fin-Grants	123	46	169	
Fin.-Tax&Rev. Acctg.	53	29	82	
ARA Admin Svcs	509	86	595	
ARA Strategic Purchasing	150	7	157	
ARA 3-1-1	98	3	101	
ARA Central Payroll	6,412	324	6,736	
ARA Regulatory Services	675	53	728	
IT - Admin & Applications	1,025	83	1,108	
IT - Infrastructure	7,143	306	7,449	
Affirmative Action	8,487	710	9,197	
Mayor's Office	540	21	561	
Human Resources Dept.	1,694	701	2,395	
Legal Department	798	82	880	
City Secretary	7,680	1,919	9,599	
City Council		143	143	
City Controller's Office		1,451	1,451	
General Services Department		2,294	2,294	
Total Allocated Additions:		56,025	56,025	
Total To Be Allocated:	107,898	68,199	176,097	176,097
	734,941	68,199		803,140



City Of Houston, Texas
Full Cost Allocation Plan
Schedule .3 - Costs Allocated By Activity
For Department City Secretary

	Total	General & Admin	City Secretary
Wages & Benefits			
Salaries & Wages	403,752	0	403,752
Fringe Benefits	144,598	0	144,598
Other Expense & Cost			
Supplies	9,180	0	9,180
Contractual Svcs	66,857	0	66,857
Other	2,656	0	2,656
Departmental Totals			
Total Expenditures	627,043	0	627,043
Deductions			
Total Deductions	0	0	0
Functional Cost			
Allocation Step 1	627,043	0	627,043
Inbound- All Others	107,898	107,898	0
Reallocate Admin Costs	(107,898)	0	107,898
1st Allocation	734,941	0	734,941
Allocation Step 2			
Inbound- All Others	68,199	68,199	0
Reallocate Admin Costs	(68,199)	0	68,199
2nd Allocation	68,199	0	68,199
Total For 10007500010000 City	803,140	0	803,140
Total Allocated	803,140	0	803,140

All Monetary Values Are \$ Dollars
MAXCARS © 2009 MAXIMUS, INC.
Report Output Prepared By Agency



* - Indicates Disallowed Expenditure

City Of Houston, Texas
Full Cost Allocation Plan
Schedule 4 - Detail Activity Allocations
For Department City Secretary

Activity - City Secretary	Allocation Units	Allocation Percentage	Gross Allocation	Direct Billed	Allocation Step1	Allocation Step2	Total Allocation
Receiving Department							
Citywide General Government	72,171,439	2.2413	16,472		16,472		16,472
Fin-Dir. Office	742,702	0.0231	170		170		170
Fin-OMB	1,218,225	0.0378	278		278		278
Fin.-Debt Svc	369,899	0.0115	84		84		84
Fin-Genl. Acctg	3,549,887	0.1102	810		810		810
Fin-Auditing	247,006	0.0077	56		56		56
Fin-Grants	194,884	0.0061	44		44		44
Fin.-Tax&Rev. Acctg.	1,154,053	0.0358	263		263		263
ARA Director's Office	1,309,066	0.0407	299		299		299
ARA Admin Svcs	1,922,235	0.0597	439		439		439
ARA Strategic Purchasing	4,156,153	0.1291	949		949		949
ARA City Council Admin	258,329	0.0080	59		59		59
ARA 3-1-1	4,442,002	0.1379	1,014		1,014		1,014
ARA Central Payroll	1,227,437	0.0381	280		280		280
ARA Regulatory Services	2,227,297	0.0692	508		508		508
IT - Director	2,639,936	0.0820	603		603		603
IT - Admin & Applications	10,606,353	0.3294	2,421		2,421		2,421
IT - Infrastructure	26,787,001	0.8319	6,114		6,114		6,114
Affirmative Action	2,132,008	0.0662	487		487		487
Mayor's Office	13,980,269	0.4342	3,191		3,191		3,191
Human Resources Dept.	2,458,994	0.0764	561		561		561
Legal Department	13,765,113	0.4275	3,142		3,142		3,142
City Secretary	627,043	0.0195	143		143		143
City Council	4,888,627	0.1518	1,116		1,116		1,116
City Controller's Office	6,571,831	0.2041	1,500		1,500		1,500
Municipal Court Administration	17,375,718	0.5396	3,966		3,966		3,966
Health Administration	11,283,467	0.3504	2,575		2,575		2,575
Planning & Development Admin	1,736,071	0.0539	396		396		396
CIP Sal Rec PWE Adm	2,069,733	0.0643	472		472		472
HPD - Police Records	3,804,332	0.1181	868		868		868
HPD- Inspector General	2,536,039	0.0788	579		579		579
General Services Department	236,318,403	7.3390	53,937		53,937		53,937

MAXIMUS
ALL MONETARY VALUES ARE \$ DOLLARS
MAXCARS © 2009 MAXIMUS, INC.
Report Output Prepared By Agency

City Of Houston, Texas
Full Cost Allocation Plan
Schedule 4 - Detail Activity Allocations
For Department City Secretary

Activity - City Secretary

Receiving Department	Allocation Units	Allocation Percentage	Gross Allocation	Direct Billed	Allocation Step1	Allocation Step2	Total Allocation
HEC	19,639,781	0.6099	4,483		4,483	439	4,922
Police	692,452,164	21.5040	158,041		158,041	15,471	173,512
Fire	381,245,323	11.8397	87,015		87,015	8,520	95,535
Municipal Court Judicial	4,749,392	0.1475	1,084		1,084	106	1,190
PWE - All Other	87,195,614	2.7079	19,901		19,901	1,949	21,850
Solid Waste Management	73,348,895	2.2779	16,741		16,741	1,639	18,380
Housing and Community Devp.	81,136,989	2.5197	18,519		18,519	1,813	20,332
Library	56,411,693	1.7519	12,875		12,875	1,261	14,136
Parks & Recreation	77,860,039	2.4180	17,771		17,771	1,740	19,511
Health & Human Services	108,906,320	3.3821	24,857		24,857	2,434	27,291
C&E Parking	2,559,617	0.0795	584		584	57	641
Fin-Econ. Dvpt	700,272	0.0217	160		160	16	176
ARA Ins. Mgmt.	10,214,553	0.3172	2,331		2,331	228	2,559
ARA Exec Svcs	3,149,645	0.0978	719		719	70	789
ARA-Other	4,683,150	0.1454	1,069		1,069	105	1,174
Planning & Development	7,690,293	0.2388	1,755		1,755	172	1,927
CIP S/R Planning	712,465	0.0221	163		163	16	179
CIP Sal Rec RE	2,390,415	0.0742	546		546	53	599
CIP S/R Engrg	8,969,504	0.2786	2,047		2,047	200	2,247
CIP S/R Constr.	8,159,376	0.2534	1,862		1,862	182	2,044
CIP S/R Eng/Const	363,325	0.0113	83		83	8	91
CIP S/R Geoenv.	963,625	0.0299	220		220	22	242
CIP S/R Other	2,034,494	0.0632	464		464	45	509
CIP S/R GSD	2,596,229	0.0806	593		593	58	651
Prop & Cas Legal	5,637,519	0.1751	1,287		1,287	126	1,413
PWE - Fleet Management	33,094,808	1.0278	7,554		7,554	740	8,294
W/kr Comp - HR	19,668,352	0.6108	4,489		4,489	440	4,929
W/kr Comp Legal	298,190	0.0093	68		68	7	75
PWE-Sign Adm	2,751,914	0.0855	628		628	61	689
PWE-Bldg Insp.	34,982,903	1.0864	7,984		7,984	782	8,766
PWE - Stormwater Fund	32,709,371	1.0158	7,466		7,466	731	8,197
CABLE TV	1,606,981	0.0499	367		367	36	403



All Monetary Values Are \$ Dollars
MAXCARS © 2009 MAXIMUS, INC.
Report Output Prepared By Agency

City Of Houston, Texas
Full Cost Allocation Plan
Schedule 4 - Detail Activity Allocations
For Department City Secretary

Activity - City Secretary

Receiving Department	Allocation Units	Allocation Percentage	Gross Allocation	Direct Billed	Allocation Step1	Allocation Step2	Total Allocation
PWE - Houston Transtar	2,798,457	0.0869	639		639	63	702
TIRZ	12,509,058	0.3885	2,855		2,855	280	3,135
Houston Airport System (HAS)	297,517,249	9.2395	67,905		67,905	6,649	74,554
PWE - Water & Sewer System	355,871,428	11.0517	81,224		81,224	7,953	89,177
Conv and Ent Optns	56,128,400	1.7431	12,811		12,811	1,254	14,065
PWE Parking	1,003,181	0.0312	229		229	22	251
GSD Parking	545,932	0.0170	125		125	12	137
Health Benefits Fund	268,616,003	8.3420	61,309		61,309	6,003	67,312
Long Term Disability	1,412,965	0.0439	322		322	32	354
SubTotal	3,220,057,436	100.0000	734,941		734,941	68,199	803,140
TOTAL	3,220,057,436	100.0000	734,941		734,941	68,199	803,140

Allocation Basis: Total FY 2008 expenditures including TIRZ

Allocation Source: SAP financial summaries



All Monetary Values Are \$ Dollars
 MAXCARS © 2009 MAXIMUS, INC.
 Report Output Prepared By Agency

City Of Houston, Texas
Full Cost Allocation Plan
Schedule .5 - Allocation Summary
For Department City Secretary

Receiving Department	Total	City Secretary
Citywide General Government	16,472	16,472
Fin-Dir. Office	170	170
Fin-OMB	278	278
Fin.-Debt Svc	84	84
Fin-Genl. Acctg	810	810
Fin-Auditing	56	56
Fin-Grants	44	44
Fin.-Tax&Rev. Acctg.	263	263
ARA Director's Office	299	299
ARA Admn Svcs	439	439
ARA Strategic Purchasing	949	949
ARA City Council Admn	59	59
ARA 3-1-1	1,014	1,014
ARA Central Payroll	280	280
ARA Regulatory Services	508	508
IT - Director	603	603
IT - Admin & Applications	2,421	2,421
IT - Infrastructure	6,114	6,114
Affirmative Action	487	487
Mayor's Office	3,191	3,191
Human Resources Dept.	561	561
Legal Department	3,142	3,142
City Secretary	143	143
City Council	1,225	1,225
City Controller's Office	1,647	1,647
Municipal Court	4,354	4,354
Health Administration	2,827	2,827
Planning & Development	435	435
CIP Sal Rec PWE Adm	518	518
HPPD - Police Records	953	953
HPPD- Inspector General	636	636
General Services Department	59,218	59,218
HEC	4,922	4,922
Police	173,512	173,512
Fire	95,535	95,535



All Monetary Values Are \$ Dollars
 MAXCARS © 2009 MAXIMUS, INC.
 Report Output Prepared By Agency

City Of Houston, Texas
Full Cost Allocation Plan
Schedule .5 - Allocation Summary
For Department City Secretary


Receiving Department	Total	City Secretary
Municipal Court Judicial	1,190	1,190
PWE - All Other	21,850	21,850
Solid Waste Management	18,380	18,380
Housing and Community	20,332	20,332
Library	14,136	14,136
Parks & Recreation	19,511	19,511
Health & Human Services	27,291	27,291
C&E Parking	641	641
Fin-Econ. Dypt	176	176
ARA Ins. Mgmt.	2,559	2,559
ARA Exec Svcs	789	789
ARA-Other	1,174	1,174
Planning & Development	1,927	1,927
CIP S/R Planning	179	179
CIP Sal Rec RE	599	599
CIP S/R Engg	2,247	2,247
CIP S/R Constr.	2,044	2,044
CIP S/R Eng/Const	91	91
CIP S/R GeoeTiv.	242	242
CIP S/R Other	509	509
CIP S/R GSD	651	651
Prop & Cas Legal	1,413	1,413
PWE - Fleet Management	8,294	8,294
Wkr Comp - HR	4,929	4,929
Wkr Comp Legal	75	75
PWE-Sign Adm	689	689
PWE-Bldg Insp.	8,766	8,766
PWE - Stormwater Fund	8,197	8,197
CABLE TV	403	403
PWE - Houston Transtar	702	702
TIRZ	3,135	3,135
Houston Airport System	74,554	74,554
PWE - Water & Sewer	89,177	89,177
Conv and Ent Optns	14,065	14,065
PWE Parking	251	251
GSD Parking	137	137



All Monetary Values Are \$ Dollars
 MAXCARS © 2009 MAXIMUS, INC.
 Report Output Prepared By Agency

City Of Houston, Texas
Full Cost Allocation Plan
Schedule .5 - Allocation Summary
For Department City Secretary

Receiving Department	Total	City Secretary
Health Benefits Fund	67,312	67,312
Long Term Disability	354	354
Direct Billed	0	0
Total	803,140	803,140



All Monetary Values Are \$ Dollars
MAXCars © 2009 MAXIMUS, INC.
Report Output Prepared By Agency

**SCHEDULE 26.1
FY 2010 FULL COST PLAN**

**CITY OF HOUSTON, TEXAS
FY 2010 FULL COST ALLOCATION PLAN
CITY COUNCIL
NATURE AND EXTENT OF SERVICES**

The City Council serves as the legislative body of the City government with the power to enact all ordinances and resolutions. The costs of City Council have been allocated based upon the total operating expenditures for all funds, including TIRZ.

City Of Houston, Texas
Full Cost Allocation Plan
Schedule .2 - Costs To Be Allocated
For Department City Council

Expenditures Per Financial Statement:	1st Allocation	2nd Allocation	Sub-Total	Total
Transfers	(92,000)			4,980,627
Total Deductions:	(92,000)			(92,000)
Building Usage Charge	39,002		39,002	
Citywide General Government	1,826,738		2,000,944	
Fin-OMB	4,364	174,206	6,744	
Fin-Debt Svc	668	2380	892	
Fin-Genl. Acctg	10,000	224	11,670	
Fin-Auditing	966	1,670	1,329	
Fin-Grants	414	363	643	
Fin.-Tax&Rev. Acctg.	3,986	229	4,660	
ARA Admin Svcs	2,147	674	2,247	
ARA Strategic Purchasing	1,784	100	1,847	
ARA City Council Admin	260,291	63	267,456	
ARA 3-1-1	12,785	7,165	13,432	
ARA Central Payroll	4,339	647	4,677	
ARA Regulatory Services	8,023	338	8,669	
IT - Admin & Applications	62,954	646	65,647	
IT - Infrastructure	74,800	2,693	81,058	
Affirmative Action	3,984	6,258	4,142	
Mayor's Office	10,899	158	15,410	
Human Resources Dept.	16,518	4,511	18,228	
Legal Department	214,943	1,710	268,657	
City Secretary	1,116	53,714	1,225	
City Council		109	11,309	
City Controller's Office		11,309	19,987	
Convention and Entertainment		19,987	105,310	
General Services Department		105,310	205,654	



All Monetary Values Are \$ Dollars
MAXCARS © 2009 MAXIMUS, INC.
Report Output Prepared By Agency

City Of Houston, Texas
Full Cost Allocation Plan
Schedule .2 - Costs To Be Allocated
For Department City Council

Total Allocated Additions:	2,560,721	600,118	3,160,839	3,160,839
Total To Be Allocated:	7,449,348	600,118		8,049,466



All Monetary Values Are \$ Dollars
MAXCars © 2009 MAXIMUS, INC.
Report Output Prepared By Agency

City Of Houston, Texas
 Full Cost Allocation Plan
 Schedule .3 - Costs Allocated By Activity
 For Department City Council

	Total	General & Admin	City Council
Wages & Benefits			
Salaries & Wages	3,429,746	0	3,429,746
Fringe Benefits	1,083,541	0	1,083,541
Other Expense & Cost			
Supplies	163,051	0	163,051
Contractual Svcs	181,333	0	181,333
Other	30,956	0	30,956
*Transfers	92,000	92,000	0
Departmental Totals			
Total Expenditures	4,980,627	92,000	4,888,627
Deductions			
Total Deductions	(92,000)	(92,000)	0
Functional Cost	4,888,627	0	4,888,627
Allocation Step 1			
Inbound- All Others	2,560,721	2,560,721	0
Reallocate Admin Costs	7,449,348	(2,560,721)	2,560,721
1st Allocation		0	7,449,348
Allocation Step 2			
Inbound- All Others	600,118	600,118	0
Reallocate Admin Costs	600,118	(600,118)	600,118
2nd Allocation		0	600,118
Total For 10005500010000 City	8,049,466	0	8,049,466
Total Allocated	8,049,466	0	8,049,466



All Monetary Values Are \$ Dollars
 MAXCars © 2009 MAXIMUS, INC.
 Report Output Prepared By Agency

* - Indicates Disallowed Expenditure

City Of Houston, Texas
Full Cost Allocation Plan
Schedule 4 - Detail Activity Allocations
For Department City Council

Receiving Department	Allocation Units	Allocation Percentage	Gross Allocation	Direct Billed	Allocation Step1	Allocation Step2	Total Allocation
Citywide General Government	72,171,439	2.2413	166,963		166,963		166,963
Fin-Dir. Office	742,702	0.0231	1,718		1,718		1,718
Fin-OMB	1,218,225	0.0378	2,818		2,818		2,818
Fin-Debt Svc	369,899	0.0115	856		856		856
Fin-Genl. Acctg	3,549,887	0.1102	8,212		8,212		8,212
Fin-Auditing	247,006	0.0077	571		571		571
Fin-Grants	194,884	0.0061	451		451		451
Fin-Tax&Rev. Acctg.	1,154,053	0.0358	2,670		2,670		2,670
ARA Director's Office	1,309,066	0.0407	3,028		3,028		3,028
ARA Admin Svcs	1,922,235	0.0597	4,447		4,447		4,447
ARA Strategic Purchasing	4,156,153	0.1291	9,615		9,615		9,615
ARA City Council Admin	258,329	0.0080	598		598		598
ARA 3-1-1	4,442,002	0.1379	10,276		10,276		10,276
ARA Central Payroll	1,227,437	0.0381	2,840		2,840		2,840
ARA Regulatory Services	2,227,297	0.0692	5,153		5,153		5,153
IT - Director	2,639,936	0.0820	6,107		6,107		6,107
IT - Admin & Applications	10,606,353	0.3294	24,537		24,537		24,537
IT - Infrastructure	26,787,001	0.8319	61,970		61,970		61,970
Affirmative Action	2,132,008	0.0662	4,932		4,932		4,932
Mayor's Office	13,980,269	0.4342	32,342		32,342		32,342
Human Resources Dept.	2,458,994	0.0764	5,689		5,689		5,689
Legal Department	13,765,113	0.4275	31,844		31,844		31,844
City Secretary	627,043	0.0195	1,451		1,451		1,451
City Council	4,888,627	0.1518	11,309		11,309		11,309
City Controller's Office	6,571,831	0.2041	15,203		15,203		15,203
Municipal Court Administration	17,375,718	0.5396	40,197		40,197		40,197
Health Administration	11,283,467	0.3504	26,103		26,103		26,103
Planning & Development Admin	1,736,071	0.0539	4,016		4,016		4,016
CIP Sal Rec PWE Adm	2,069,733	0.0643	4,788		4,788		4,788
HPD - Police Records	3,804,332	0.1181	8,801		8,801		8,801
HPD- Inspector General	2,536,039	0.0788	5,867		5,867		5,867
General Services Department	236,318,403	7.3390	546,704		546,704		546,704
					46,544		593,248

City Of Houston, Texas
Full Cost Allocation Plan
Schedule 4 - Detail Activity Allocations
For Department City Council

Activity - City Council

Receiving Department	Allocation Units	Allocation Percentage	Gross Allocation	Direct Billed	Allocation Step1	Allocation Step2	Total Allocation
HEC	19,639,781	0.6099	45,435		45,435	3,868	49,303
Police	692,452,164	21.5040	1,601,935		1,601,935	136,382	1,738,317
Fire	381,245,323	11.8397	881,981		881,981	75,088	957,069
Municipal Court Judicial	4,749,392	0.1475	10,987		10,987	935	11,922
PWE - All Other	87,195,614	2.7079	201,720		201,720	17,174	218,894
Solid Waste Management	73,348,895	2.2779	169,687		169,687	14,446	184,133
Housing and Community Devp.	81,136,989	2.5197	187,704		187,704	15,980	203,684
Library	56,411,693	1.7519	130,504		130,504	11,111	141,615
Parks & Recreation	77,860,039	2.4180	180,123		180,123	15,335	195,458
Health & Human Services	108,906,320	3.3821	251,946		251,946	21,450	273,396
C&E Parking	2,559,617	0.0795	5,921		5,921	504	6,425
Fin-Econ. Dvpt	700,272	0.0217	1,620		1,620	138	1,758
ARA Ins. Mgmt.	10,214,553	0.3172	23,631		23,631	2,012	25,643
ARA Exec Svcs	3,149,645	0.0978	7,286		7,286	620	7,906
ARA-Other	4,683,150	0.1454	10,834		10,834	922	11,756
Planning & Development	7,690,293	0.2388	17,791		17,791	1,515	19,306
CIP S/R Planning	712,465	0.0221	1,648		1,648	140	1,788
CIP Sal Rec RE	2,390,415	0.0742	5,530		5,530	471	6,001
CIP S/R Engrg	8,969,504	0.2786	20,750		20,750	1,787	22,537
CIP S/R Constr.	8,159,376	0.2534	18,876		18,876	1,607	20,483
CIP S/R Engr/Const	363,325	0.0113	841		841	72	913
CIP S/R GeoEnv.	963,625	0.0299	2,229		2,229	190	2,419
CIP S/R Other	2,034,494	0.0632	4,707		4,707	401	5,108
CIP S/R GSD	2,596,229	0.0806	6,006		6,006	511	6,517
Prop & Cas Legal	5,637,519	0.1751	13,042		13,042	1,110	14,152
PWE - Fleet Management	33,094,808	1.0278	76,562		76,562	6,518	83,080
W/kr Comp - HR	19,668,352	0.6108	45,501		45,501	3,874	49,375
W/kr Comp Legal	298,190	0.0093	690		690	59	749
PWE-Sign Adm	2,751,914	0.0855	6,366		6,366	542	6,908
PWE-Bldg Insp.	34,982,903	1.0864	80,930		80,930	6,890	87,820
PWE - Stormwater Fund	32,709,371	1.0158	75,671		75,671	6,442	82,113
CABLE TV	1,606,981	0.0499	3,718		3,718	317	4,035



All Monetary Values Are \$ Dollars
MAXCARS © 2009 MAXIMUS, INC.
Report Output Prepared By Agency

City Of Houston, Texas
Full Cost Allocation Plan
Schedule 4 - Detail Activity Allocations
For Department City Council

Receiving Department	Allocation Units	Allocation Percentage	Gross Allocation	Direct Billed	Allocation Step1	Allocation Step2	Total Allocation
PWE - Houston Transtar	2,798,457	0.0869	6,474		6,474	551	7,025
TIRZ	12,509,058	0.3885	28,939		28,939	2,464	31,403
Houston Airport System (HAS)	297,517,249	9.2395	688,283		688,283	58,597	746,880
PWE - Water & Sewer System	355,871,428	11.0517	823,280		823,280	70,091	893,371
Conv and Ent Opns	56,128,400	1.7431	129,849		129,849	11,055	140,904
PWE Parking	1,003,181	0.0312	2,321		2,321	198	2,519
GSD Parking	545,932	0.0170	1,263		1,263	108	1,371
Health Benefits Fund	268,616,003	8.3420	621,422		621,422	52,905	674,327
Long Term Disability	1,412,965	0.0439	3,269		3,269	278	3,547
SubTotal	3,220,057,436	100.0000	7,449,348		7,449,348	600,118	8,049,466
TOTAL	3,220,057,436	100.0000	7,449,348		7,449,348	600,118	8,049,466


Allocation Basis: Total FY 2008 expenditures including TIRZ
Allocation Source: SAP financial summaries



All Monetary Values Are \$ Dollars
MAXCARS © 2009 MAXIMUS, INC.
Report Output Prepared By Agency

City Of Houston, Texas
Full Cost Allocation Plan
Schedule 5 - Allocation Summary
For Department City Council

Receiving Department	Total	City Council
Citywide General Government	166,963	166,963
Fin-Dir. Office	1,718	1,718
Fin-OMB	2,818	2,818
Fin-Debt Svc	856	856
Fin-Genl. Acctg	8,212	8,212
Fin-Auditing	571	571
Fin-Grants	451	451
Fin-Tax&Rev. Acctg.	2,670	2,670
ARA Director's Office	3,028	3,028
ARA Admin Svcs	4,447	4,447
ARA Strategic Purchasing	9,615	9,615
ARA City Council Admin	598	598
ARA 3-1-1	10,276	10,276
ARA Central Payroll	2,840	2,840
ARA Regulatory Services	5,153	5,153
IT - Director	6,107	6,107
IT - Admin & Applications	24,537	24,537
IT - Infrastructure	61,970	61,970
Affirmative Action	4,932	4,932
Mayor's Office	32,342	32,342
Human Resources Dept.	5,689	5,689
Legal Department	31,844	31,844
City Secretary	1,451	1,451
City Council	11,309	11,309
City Controller's Office	16,497	16,497
Municipal Court	43,619	43,619
Health Administration	28,325	28,325
Planning & Development	4,358	4,358
CIP Sal Rec PVE Adm	5,196	5,196
HPD - Police Records	9,550	9,550
HPD- Inspector General	6,366	6,366
General Services Department	593,248	593,248
HEC	49,303	49,303
Police	1,738,317	1,738,317
Fire	957,069	957,069



All Monetary Values Are \$ Dollars
 MAXCARS © 2009 MAXIMUS, INC.
 Report Output Prepared By Agency

City Of Houston, Texas
Full Cost Allocation Plan
Schedule -5 - Allocation Summary
For Department City Council

Receiving Department	Total	City Council
Municipal Court Judicial	11,922	11,922
PWE - All Other	218,894	218,894
Solid Waste Management	184,133	184,133
Housing and Community	203,684	203,684
Library	141,615	141,615
Parks & Recreation	195,458	195,458
Health & Human Services	273,396	273,396
O&E Parking	6,425	6,425
Fin-Econ. Dvpt	1,758	1,758
ARA Ins. Mgmt	25,643	25,643
ARA Exec Svcs	7,906	7,906
ARA-Other	11,756	11,756
Planning & Development	19,306	19,306
CIP S/R Planning	1,788	1,788
CIP Sal Rec RE	6,001	6,001
CIP S/R Engrg	22,517	22,517
CIP S/R Constr.	20,483	20,483
CIP S/R Eng/Const	913	913
CIP S/R Geoenv.	2,419	2,419
CIP S/R Other	5,108	5,108
CIP S/R GSD	6,517	6,517
Prop & Cas Legal	14,152	14,152
PWE - Fleet Management	83,080	83,080
Wkr Comp - HR	49,375	49,375
Wkr Comp Legal	749	749
PWE-Sign Adm	6,908	6,908
PWE-Bldg Insp.	87,820	87,820
PWE - Stormwater Fund	82,113	82,113
CABLE TV	4,035	4,035
PWE - Houston Transtar	7,025	7,025
TIRZ	31,403	31,403
Houston Airport System	746,880	746,880
PWE - Water & Sewer	893,371	893,371
Conv and Ent Optns	140,904	140,904
PWE Parking	2,519	2,519
GSD Parking	1,371	1,371



All Monetary Values Are \$ Dollars
 MAXCars © 2009 MAXIMUS, INC.
 Report Output Prepared By Agency

City Of Houston, Texas
Full Cost Allocation Plan
Schedule .5 - Allocation Summary
For Department City Council

Receiving Department	Total	City Council
Health Benefits Fund	674,327	674,327
Long Term Disability	3,547	3,547
Direct Billed	0	0
Total	8,049,466	8,049,466



All Monetary Values Are \$ Dollars
 MAXCARS © 2009 MAXIMUS, INC.
 Report Output Prepared By Agency

**SCHEDULE 27.1
FY 2010 FULL COST PLAN**

**CITY OF HOUSTON, TEXAS
FY 2010 FULL COST ALLOCATION PLAN
CONTROLLER'S OFFICE
NATURE AND EXTENT OF SERVICES**

The Office of the City Controller fulfills the fiscal responsibilities through seven divisions: Executive, Financial Reporting, Audit, Treasury, Operations and Technical Services, Information Systems, and Administration. The City Controller's Office oversees the debt obligation and disbursement of City funds, provides timely and accurate financial reporting and accounting, manages the City's cash and investments, manages the servicing and retirement of the City's debt and performs audits/reviews of City programs and activities. The transactions used for allocation include all cash receipt, payroll, purchasing, and adjusting journal entry transaction types. The activities of the City Controller's Office have been identified and allocated as follows:

- **Controller's Financial Services** – Costs of providing the CITY OF HOUSTON, TEXAS with the independent audit and financial reporting services have been allocated based on the total number of revenue and expenditure transactions per department.
- **Treasury** – Costs of the City Controller's treasury activities have been allocated based on all fund's total operating expenditures.

City Of Houston, Texas
Full Cost Allocation Plan
Schedule .2 - Costs To Be Allocated
For Department City Controller's Office

Expenditures Per Financial Statement:	1st Allocation	2nd Allocation	Sub-Total	Total
Building Usage Charge	6,596,032		103,728	6,596,032
Equipment Usage Charge	103,728		653	
Citywide General Government	653		400,900	
Fin-OMIB	365,809	35,091	12,575	
Fin-Debt Svc	8,137	4,438	1,199	
Fin-Genl. Acctg	898	301	21,808	
Fin-Auditing	18,688	3,120	1,793	
Fin-Grants	1,303	490	865	
Fin-Tax&Rev. Acctg.	557	308	6,288	
ARA Admin Svcs	5,379	909	41,793	
ARA Strategic Purchasing	39,930	1,863	6,595	
ARA 3-1-1	6,370	225	2,296	
ARA Central Payroll	2,185	111	11,697	
ARA Regulatory Services	4,540	354	122,415	
IT - Admin & Applications	10,825	872	151,156	
IT - Infrastructure	117,393	5,022	5,244	
Affirmative Action	139,486	11,670	16,123	
Mayor's Office	5,043	201	9,478	
Human Resources Dept.	11,403	4,720	53,302	
Legal Department	8,594	884	1,647	
City Secretary	42,645	10,657	16,497	
City Council	1,500	147	36,368	
City Controller's Office	15,203	1,294	15,263	
Convention and Entertainment		36,368	316,959	
General Services Department		15,263		
Total Allocated Additions:	910,269	451,267	1,361,536	1,361,536
Total To Be Allocated:	7,506,301	451,267		7,957,568



All Monetary Values Are \$ Dollars
MAXCARS © 2009 MAXIMUS, INC.
Report Output Prepared By Agency

City Of Houston, Texas
Full Cost Allocation Plan
Schedule .3 - Costs Allocated By Activity
For Department City Controller's Office

	Total	General & Admin	Financial Svcs	Treasury
Wages & Benefits				
Salaries & Wages	4,192,735	819,367	2,831,369	541,999
Fringe Benefits	1,399,657	276,695	971,982	150,980
Other Expense & Cost				
Supplies	140,338	104,515	34,992	831
Contractual Svcs	863,302	177,203	587,447	98,652
Departmental Totals				
Total Expenditures	6,596,032	1,377,780	4,425,790	792,462
Deductions				
Total Deductions	0	0	0	0
Functional Cost	6,596,032	1,377,780	4,425,790	792,462
Allocation Step 1				
Inbound- All Others	910,269	910,269	0	0
Reallocate Admin Costs	7,506,301	(2,288,049)	1,940,577	347,472
1st Allocation		0	6,366,367	1,139,934
Allocation Step 2				
Inbound- All Others	451,267	451,267	0	0
Reallocate Admin Costs	451,267	(451,267)	382,736	68,531
2nd Allocation		0	382,736	68,531
Total For 10006000010000 City				
Total Allocated	7,957,568	0	6,749,103	1,208,465



All Monetary Values Are \$ Dollars
MAXCARS © 2009 MAXIMUS, INC.
Report Output Prepared By Agency

* - Indicates Disallowed Expenditure

City Of Houston, Texas
Full Cost Allocation Plan
Schedule 4 - Detail Activity Allocations
For Department City Controller's Office

Activity - Financial Svcs	Receiving Department	Allocation Units	Allocation Percentage	Gross Allocation	Direct Billed	Allocation Step1	Allocation Step2	Total Allocation
	Citywide General Government	1,269,996	31.5585	2,009,142		2,009,142		2,009,142
	Fin-Dir. Office	1,380	0.0343	2,183		2,183		2,183
	Fin-OMB	313	0.0078	495		495		495
	Fin.-Debt Svc	1,169	0.0290	1,849		1,849		1,849
	Fin-Genl. Acctg	1,165	0.0290	1,843		1,843		1,843
	Fin-Auditing	127	0.0032	201		201		201
	Fin-Grants	364	0.0090	576		576		576
	Fin.-Tax&Rev. Acctg.	1,324	0.0329	2,095		2,095		2,095
	ARA Director's Office	2,826	0.0702	4,471		4,471		4,471
	ARA Admin Svcs	2,147	0.0534	3,397		3,397		3,397
	ARA Strategic Purchasing	1,144	0.0284	1,810		1,810		1,810
	ARA City Council Admin	408	0.0101	645		645		645
	ARA 3-1-1	1,169	0.0290	1,849		1,849		1,849
	ARA Central Payroll	3,937	0.0978	6,228		6,228		6,228
	ARA Regulatory Services	6,011	0.1494	9,509		9,509		9,509
	IT - Director	16,224	0.4032	25,666		25,666		25,666
	IT - Admin & Applications	3,895	0.0968	6,162		6,162		6,162
	IT - Infrastructure	33,241	0.8260	52,587		52,587		52,587
	Affirmative Action	3,304	0.0821	5,227		5,227		5,227
	Mayor's Office	19,827	0.4927	31,366		31,366		31,366
	Human Resources Dept.	76,702	1.9060	121,343		121,343		121,343
	Legal Department	16,036	0.3985	25,369		25,369		25,369
	City Secretary	1,309	0.0325	2,071		2,071		2,071
	City Council	11,536	0.2867	18,250		18,250		18,250
	City Controller's Office	21,512	0.5346	34,032		34,032		34,032
	Municipal Court Administration	62,447	1.5518	98,792		98,792		98,792
	Health Administration	48,578	1.2071	76,851		76,851		76,851
	Planning & Development Admin	1,265	0.0314	2,001		2,001		2,001
	PWE - Administration	341,137	8.4771	539,681		539,681	51,665	591,346
	CIP Sal Rec PWE Adm	6,901	0.1715	10,917		10,917	1,045	11,962
	HPD - Police Records	1,967	0.0489	3,112		3,112	298	3,410
	HPD- Inspector General	1,356	0.0337	2,145		2,145	205	2,350


City Of Houston, Texas
Full Cost Allocation Plan
Schedule 4 - Detail Activity Allocations
For Department City Controller's Office

Activity - Financial Svcs	Allocation Units	Allocation Percentage	Gross Allocation	Direct Billed	Allocation Step1	Allocation Step2	Total Allocation
Receiving Department	44,869	1.1150	70,983		70,983	6,795	77,778
General Services Department							
HEC	3,637	0.0904	5,754		5,754	551	6,305
Police	277,513	6.8960	439,027		439,027	42,029	481,056
Fire	398,122	9.8931	629,831		629,831	60,292	690,123
Municipal Court Judicial	5,386	0.1338	8,521		8,521	816	9,337
Solid Waste Management	67,187	1.6696	106,290		106,290	10,175	116,465
Housing and Community Devp.	36,053	0.8959	57,036		57,036	5,460	62,496
Library	64,380	1.5998	101,850		101,850	9,750	111,600
Parks & Recreation	147,110	3.6556	232,729		232,729	22,280	255,009
Health & Human Services	148,623	3.6932	235,122		235,122	22,509	257,631
C&E Parking	6,232	0.1549	9,859		9,859	944	10,803
Fin-Econ. Dvpt	185	0.0046	293		293	28	321
ARA Ins. Mgmt.	947	0.0235	1,498		1,498	143	1,641
ARA Exec Svcs	879	0.0218	1,391		1,391	133	1,524
ARA-Other	20,186	0.5016	31,934		31,934	3,057	34,991
Planning & Development	13,937	0.3463	22,048		22,048	2,111	24,159
CIP S/R Planning	846	0.0210	1,338		1,338	128	1,466
CIP Sal Rec RE	20,427	0.5076	32,316		32,316	3,094	35,410
CIP S/R Engrg	37,797	0.9392	59,795		59,795	5,724	65,519
CIP S/R Constr.	23,275	0.5784	36,821		36,821	3,525	40,346
CIP S/R Eng/Const	465	0.0116	736		736	70	806
CIP S/R Geoenv.	4,059	0.1009	6,421		6,421	615	7,036
CIP S/R GSD	6,707	0.1667	10,611		10,611	1,016	11,627
Prop & Cas Legal	3,314	0.0824	5,243		5,243	502	5,745
PWE - Fleet Management	23,823	0.5920	37,688		37,688	3,608	41,296
Wlkr Comp - HR	20,611	0.5122	32,607		32,607	3,122	35,729
Wlkr Comp Legal	998	0.0248	1,579		1,579	151	1,730
HEC Director	737	0.0183	1,166		1,166	112	1,278
HEC - IT	3,237	0.0804	5,121		5,121	490	5,611
HEC - 9-1-1 Network	1,952	0.0485	3,088		3,088	296	3,384
HEC - Police Call Takers	2,930	0.0728	4,635		4,635	444	5,079
PWE-Sign Adm	5,676	0.1410	8,979		8,979	860	9,839

City Of Houston, Texas
Full Cost Allocation Plan
Schedule 4 - Detail Activity Allocations
For Department City Controller's Office

Receiving Department	Allocation Units	Allocation Percentage	Gross Allocation	Direct Billed	Allocation Step1	Allocation Step2	Total Allocation
PWE-Bldg Insp.	32,246	0.8013	51,013		51,013	4,884	55,897
PWE - Stormwater Fund	22,297	0.5541	35,274		35,274	3,377	38,651
CABLE TV	3,197	0.0794	5,058		5,058	484	5,542
PWE - Houston Transtar	4,857	0.1207	7,684		7,684	736	8,420
TIRZ	732	0.0182	1,158		1,158	111	1,269
Houston Airport System (HAS)	201,780	5.0141	319,217		319,217	30,559	349,776
PWE - Water & Sewer System	244,789	6.0829	387,258		387,258	37,073	424,331
Conv and Ent Optns	37,015	0.9198	58,558		58,558	5,606	64,164
PWE Parking	1,399	0.0348	2,213		2,213	212	2,425
GSD Parking	40	0.0010	63		63	6	69
Health Benefits Fund	123,069	3.0582	194,696		194,696	18,639	213,335
SubTotal	4,024,238	100.0000	6,366,367		6,366,367	382,736	6,749,103
TOTAL	4,024,238	100.0000	6,366,367		6,366,367	382,736	6,749,103

Allocation Basis: Total number of revenue & expenditure transactions per dept.
Allocation Source: Information Technology



All Monetary Values Are \$ Dollars
MAXCARS © 2009 MAXIMUS, INC.
Report Output Prepared By Agency

City Of Houston, Texas
Full Cost Allocation Plan

Schedule 4 - Detail Activity Allocations
For Department City Controller's Office

Activity - Treasury

Receiving Department	Allocation Units	Allocation Percentage	Gross Allocation	Direct Billed	Allocation Step1	Allocation Step2	Total Allocation
Citywide General Government	72,171,439	2.2501	25,649		25,649		25,649
Fin-Dir. Office	742,702	0.0232	264		264		264
Fin-OMB	1,218,225	0.0380	433		433		433
Fin-Debt Svc	369,899	0.0115	131		131		131
Fin-Genl. Acctg	3,549,887	0.1107	1,262		1,262		1,262
Fin-Auditing	247,006	0.0077	88		88		88
Fin-Grants	194,884	0.0061	69		69		69
Fin-Tax&Rev. Acctg.	1,154,053	0.0360	410		410		410
ARA Director's Office	1,309,066	0.0408	465		465		465
ARA Admin Svcs	1,922,235	0.0599	683		683		683
ARA Strategic Purchasing	4,156,153	0.1296	1,477		1,477		1,477
ARA City Council Admin	258,329	0.0081	92		92		92
ARA 3-1-1	4,442,002	0.1385	1,579		1,579		1,579
ARA Central Payroll	1,227,437	0.0383	436		436		436
ARA Regulatory Services	2,227,297	0.0694	792		792		792
IT - Director	2,639,936	0.0823	938		938		938
IT - Admin & Applications	10,606,353	0.3307	3,769		3,769		3,769
IT - Infrastructure	26,787,001	0.8351	9,520		9,520		9,520
Affirmative Action	2,132,008	0.0665	758		758		758
Mayor's Office	13,980,269	0.4359	4,968		4,968		4,968
Human Resources Dept.	2,458,994	0.0767	874		874		874
Legal Department	13,765,113	0.4291	4,892		4,892		4,892
City Secretary	627,043	0.0195	223		223		223
City Council	4,888,627	0.1524	1,737		1,737		1,737
City Controller's Office	6,571,831	0.2049	2,336		2,336		2,336
Municipal Court Administration	17,375,718	0.5417	6,175		6,175		6,175
Health Administration	11,283,467	0.3518	4,010		4,010		4,010
Planning & Development Admin	1,756,071	0.0541	617		617		617
CIP Sal Rec PWE Adm	2,069,733	0.0645	736		736		736
HPD - Police Records	3,804,332	0.1186	1,352		1,352		1,352
HPD- Inspector General	2,536,039	0.0791	901		901		901
General Services Department	236,318,403	7.3676	83,986		83,986	5,349	89,335

City Of Houston, Texas
Full Cost Allocation Plan

Schedule 4 - Detail Activity Allocations
For Department City Controller's Office

Activity - Treasury

Receiving Department	Allocation Units	Allocation Percentage	Gross Allocation	Direct Billed	Allocation Step1	Allocation Step2	Total Allocation
HEC	19,631,771	0.6121	6,977		6,977	444	7,421
Police	692,452,164	21.5880	246,089		246,089	15,674	261,763
Fire	381,245,323	11.8859	135,492		135,492	8,629	144,121
Municipal Court Judicial	4,749,392	0.1481	1,688		1,688	107	1,795
PWE - All Other	87,195,614	2.7185	30,989		30,989	1,974	32,963
Solid Waste Management	73,348,895	2.2868	26,068		26,068	1,660	27,728
Housing and Community Devp.	81,136,989	2.5296	28,835		28,835	1,836	30,671
Library	56,411,693	1.7587	20,048		20,048	1,277	21,325
Parks & Recreation	77,860,039	2.4274	27,671		27,671	1,762	29,433
Health & Human Services	108,906,320	3.3953	38,704		38,704	2,465	41,169
C&E Parking	2,559,617	0.0798	910		910	58	968
Fin-Econ. Dvpt	700,272	0.0218	249		249	16	265
ARA Ins. Mgmt.	10,214,553	0.3185	3,630		3,630	231	3,861
ARA Exec Svcs	3,149,645	0.0982	1,119		1,119	71	1,190
ARA-Other	4,683,150	0.1460	1,664		1,664	106	1,770
Planning & Development	7,690,293	0.2398	2,733		2,733	174	2,907
CIP S/R Planning	712,465	0.0222	253		253	16	269
CIP Sal Rec RE	2,390,415	0.0745	850		850	54	904
CIP S/R Engrg	8,969,504	0.2796	3,188		3,188	203	3,391
CIP S/R Constr.	8,159,376	0.2544	2,900		2,900	185	3,085
CIP S/R Eng/Const	363,325	0.0113	129		129	8	137
CIP S/R Geoenv.	963,625	0.0300	342		342	22	364
CIP S/R Other	2,034,494	0.0634	723		723	46	769
CIP S/R GSD	2,596,229	0.0809	923		923	59	982
Prop & Cas Legal	5,637,519	0.1758	2,004		2,004	128	2,132
PWE - Fleet Management	33,094,808	1.0318	11,762		11,762	749	12,511
Wkr Comp - HR	19,668,352	0.6132	6,990		6,990	445	7,435
Wkr Comp Legal	298,190	0.0093	106		106	7	113
PWE-Sign Adm	2,751,914	0.0858	978		978	62	1,040
PWE-Bldg Insp.	34,982,903	1.0906	12,433		12,433	792	13,225
PWE - Stormwater Fund	32,709,371	1.0198	11,625		11,625	740	12,365
CABLE TV	1,606,981	0.0501	571		571	36	607

City Of Houston, Texas
Full Cost Allocation Plan
Schedule 4 - Detail Activity Allocations
For Department City Controller's Office

Activity - Treasury

Receiving Department	Allocation Units	Allocation Percentage	Gross Allocation	Direct Billed	Allocation Step1	Allocation Step2	Total Allocation
PWE - Houston Transtar	2,798,457	0.0872	995		995	63	1,058
Houston Airport System (HAS)	297,517,249	9.2756	105,735		105,735	6,734	112,469
PWE - Water & Sewer System	355,871,428	11.0948	126,474		126,474	8,055	134,529
Conv and Ent Opins	56,128,400	1.7499	19,948		19,948	1,270	21,218
PWE Parking	1,003,181	0.0313	357		357	23	380
GSD Parking	545,932	0.0170	194		194	12	206
Health Benefits Fund	268,616,003	8.3745	95,464		95,464	6,080	101,544
Long Term Disability	1,412,965	0.0441	502		502	32	534
SubTotal	3,207,540,368	100.0000	1,139,934		1,139,934	68,531	1,208,465
TOTAL	3,207,540,368	100.0000	1,139,934		1,139,934	68,531	1,208,465

Allocation Basis: Total FY 2008 actual expenditures
 Allocation Source: Financial summaries - Regina Dickson



All Monetary Values Are \$ Dollars
 MAXCARS © 2009 MAXIMUS, INC.
 Report Output Prepared By Agency

City Of Houston, Texas
Full Cost Allocation Plan
Schedule .5 - Allocation Summary
For Department City Controller's Office


Receiving Department	Total	Financial Svcs	Treasury
Citywide General Government	2,034,791	2,009,142	25,649
Fin-Dir. Office	2,447	2,183	264
Fin-OMB	928	495	433
Fin.-Debt Svc	1,980	1,849	131
Fin-Genl. Acctg	3,105	1,843	1,262
Fin-Auditing	289	201	88
Fin-Grants	645	576	69
Fin.-Tax&Rev. Acctg.	2,505	2,095	410
ARA Director's Office	4,936	4,471	465
ARA Admn Svcs	4,080	3,397	683
ARA Strategic Purchasing	3,287	1,810	1,477
ARA City Council Admin	737	645	92
ARA 3-1-1	3,428	1,849	1,579
ARA Central Payroll	6,664	6,228	436
ARA Regulatory Services	10,301	9,509	792
IT - Director	26,604	25,666	938
IT - Admin & Applications	9,931	6,162	3,769
IT - Infrastructure	62,107	52,587	9,520
Affirmative Action	5,985	5,227	758
Mayor's Office	36,334	31,366	4,968
Human Resources Dept.	122,217	121,343	874
Legal Department	30,261	25,369	4,892
City Secretary	2,294	2,071	223
City Council	19,987	18,250	1,737
City Controller's Office	36,368	34,032	2,336
Municipal Court	114,817	108,249	6,568
Health Administration	88,473	84,208	4,265
Planning & Development	2,849	2,193	656
PWE - Administration	591,346	591,346	0
CIP Sal Rec PWE Adm	12,745	11,962	783
HPD - Police Records	4,848	3,410	1,438
HPD- Inspector General	3,308	2,350	958
General Services Department	167,113	77,778	89,335
HEC	13,726	6,305	7,421
Police	742,819	481,056	261,763



All Monetary Values Are \$ Dollars
 MAXCars © 2009 MAXIMUS, INC.
 Report Output Prepared By Agency

City Of Houston, Texas
Full Cost Allocation Plan
Schedule .5 - Allocation Summary
For Department City Controller's Office

Receiving Department	Total	Financial Svcs	Treasury
Fire	834,244	690,123	144,121
Municipal Court Judicial	11,132	9,337	1,795
PWE - All Other	32,963	0	32,963
Solid Waste Management	144,193	116,465	27,728
Housing and Community	93,167	62,496	30,671
Library	132,925	111,600	21,325
Parks & Recreation	284,442	255,009	29,433
Health & Human Services	298,800	257,631	41,169
C&E Parking	11,771	10,803	968
Fin-Econ. Dvpt	586	321	265
ARA Ins. Mgmt.	5,502	1,641	3,861
ARA Exec Svcs	2,714	1,524	1,190
ARA-Other	36,761	34,991	1,770
Planning & Development	27,066	24,159	2,907
CIP S/R Planning	1,735	1,466	269
CIP Sal Rec RE	36,314	35,410	904
CIP S/R Engtg	68,910	65,519	3,391
CIP S/R Constr.	43,431	40,346	3,085
CIP S/R Eng/Const	943	806	137
CIP S/R Geoenv.	7,400	7,036	364
CIP S/R Other	769	0	769
CIP S/R GSD	12,609	11,627	982
Prop & Cas Legal	7,877	5,745	2,132
PWE - Fleet Management	53,807	41,296	12,511
Wkr Comp - HR	43,164	35,729	7,435
Wkr Comp Legal	1,843	1,730	113
HEC Director	1,278	1,278	0
HEC - IT	5,611	5,611	0
HEC - 9-1-1 Network	3,384	3,384	0
HEC - Police Call Takers	5,079	5,079	0
PWE-Sign Adm	10,879	9,839	1,040
PWE-Bldg Insp.	69,122	55,897	13,225
PWE - Stormwater Fund	51,016	38,651	12,365
CABLE TV	6,149	5,542	607
PWE - Houston Transtar	9,478	8,420	1,058
TIRZ	1,269	1,269	0



All Monetary Values Are \$ Dollars
MAXCARS © 2009 MAXIMUS, INC.
Report Output Prepared By Agency

City Of Houston, Texas
Full Cost Allocation Plan
Schedule 5 - Allocation Summary
For Department City Controller's Office

Receiving Department	Total	Financial Svcs	Treasury
Houston Airport System	462,245	349,776	112,469
PWE - Water & Sewer	558,860	424,331	134,529
Conv and Ent Opns	85,382	64,164	21,218
PWE Parking	2,805	2,425	380
GSD Parking	275	69	206
Health Benefits Fund	314,879	213,335	101,544
Long Term Disability	534	0	534
Direct Billed	0	0	0
Total	7,957,568	6,749,103	1,208,465



All Monetary Values Are \$ Dollars
 MAXCARS © 2009 MAXIMUS, INC.
 Report Output Prepared By Agency

**SCHEDULE 28.1
FY 2010 FULL COST PLAN**

**CITY OF HOUSTON, TEXAS
FY 2010 FULL COST ALLOCATION PLAN
MUNICIPAL COURTS - ADMINISTRATION
NATURE AND EXTENT OF SERVICES**

The Municipal Courts - Administration Department performs the duties required in the due process of misdemeanor violations of state law and local ordinances. The activities include filing complaints, preparing court dockets, recording and tracking court proceedings, collecting fines and fees, posting bonds, processing bond forfeitures, issuing and serving subpoenas and warrants. The costs are allocated directly to Municipal Courts - Justice.

City Of Houston, Texas
Full Cost Allocation Plan
Schedule 2 - Costs To Be Allocated
For Department Municipal Court Administration

Expenditures Per Financial Statement:	1st Allocation	2nd Allocation	Sub-Total	Total
Principal retirement	(16,018)			16,436,181
Fund Transfer	(106,898)			
Total Deductions:	(122,916)			(122,916)
Building Usage Charge	81,691		81,691	
Equipment Usage Charge	3,777		3,777	
Citywide General Government	855,674	82,161	937,835	
Fin-OMB	28,621	12,884	41,505	
Fin.-Debt Svc	2,374	795	3,169	
Fin-Genl. Acctg	54,295	9,060	63,355	
Fin-Auditing	3,223	1,211	4,434	
Fin-Grants	1,473	815	2,288	
Fin.-Tax&Rev. Acctg.	13,302	2,248	15,550	
ARA Admin Svcs	3,797	178	3,975	
ARA Strategic Purchasing	19,600	689	20,289	
ARA 3-1-1	2,535,698	128,242	2,663,940	
ARA Central Payroll	17,418	1,357	18,775	
ARA Regulatory Services	26,773	2,156	28,929	
IT - Admin & Applications	79,241	4,424	83,665	
IT - Infrastructure	37,023	4,331	41,354	
Affirmative Action	14,647	582	15,229	
Mayor's Office	43,748	18,108	61,856	
Human Resources Dept.	65,016	6,740	71,756	
Legal Department	32,797	8,196	40,993	
City Secretary	3,966	388	4,354	
City Council	40,197	3,422	43,619	
City Controller's Office	104,967	9,850	114,817	
HPD- Inspector General		27,030	27,030	
General Services Department		324,904	324,904	



City Of Houston, Texas
Full Cost Allocation Plan
Schedule 2 - Costs To Be Allocated
For Department Municipal Court Administration

Total Allocated Additions:	4,064,318	649,771	4,714,089	4,714,089
Total To Be Allocated:	20,377,583	649,771		21,027,354



All Monetary Values Are \$ Dollars
MAXCars © 2009 MAXIMUS, INC.
Report Output Prepared By Agency

City Of Houston, Texas
 Full Cost Allocation Plan
 Schedule .3 - Costs Allocated By Activity
 For Department Municipal Court Administration

	Total	General & Admin	Services
Wages & Benefits			
Salaries & Wages	8,813,956	0	8,813,956
Fringe Benefits	3,809,182	0	3,809,182
Other Expense & Cost			
Supplies	226,436	0	226,436
Contractual svcs	3,433,495	0	3,433,495
Small equipment	30,196	0	30,196
* Principal retirement	16,018	16,018	0
* Fund Transfer	106,898	106,898	0
Departmental Totals			
Total Expenditures	16,436,181	122,916	16,313,265
Deductions			
Total Deductions	(122,916)	(122,916)	0
Functional Cost			
Allocation Step 1	16,313,265	0	16,313,265
Inbound- All Others	4,064,318	4,064,318	0
Reallocate Admin Costs	(4,064,318)	(4,064,318)	0
1st Allocation	20,377,583	0	20,377,583
Allocation Step 2			
Inbound- All Others	649,771	649,771	0
Reallocate Admin Costs	(649,771)	(649,771)	0
2nd Allocation	649,771	0	649,771
Total For 10001600010000			
Total Allocated	21,027,354	0	21,027,354



All Monetary Values Are \$ Dollars
 MAXCARS © 2009 MAXIMUS, INC.
 Report Output Prepared By Agency

* - Indicates Disallowed Expenditure

Schedule 4 - Detail Activity Allocations
 For Department Municipal Court Administrations

Activity - Services

Receiving Department	Allocation Units	Allocation Percentage	Gross Allocation	Direct Billed	Allocation Step1	Allocation Step2	Total Allocation
Municipal Court Judicial	100	100.0000	20,377,583		20,377,583	649,771	21,027,354
SubTotal	100	100.0000	20,377,583		20,377,583	649,771	21,027,354
TOTAL	100	100.0000	20,377,583		20,377,583	649,771	21,027,354

Allocation Basis: Direct allocation to Municipal Courts Judicial
 Allocation Source: N/A



City Of Houston, Texas
 Full Cost Allocation Plan
 Schedule 5 - Allocation Summary
 For Department Municipal Court Administration

Receiving Department	Total	Services
Municipal Court Judicial	21,027,354	21,027,354
Direct Billed	0	0
Total	21,027,354	21,027,354



All Monetary Values Are \$ Dollars
 MAXCARS © 2009 MAXIMUS, INC.
 Report Output Prepared By Agency

**SCHEDULE 29.1
FY 2010 FULL COST PLAN**

**CITY OF HOUSTON, TEXAS
FY 2010 FULL COST ALLOCATION PLAN
HEALTH AND HUMAN SERVICES DEPARTMENT - ADMINISTRATION
NATURE AND EXTENT OF SERVICES**

The Health and Human Services Department promotes and protects the general health and well-being of the citizens of Houston through the administration of programs and activities in accordance with applicable laws and regulations of the State of Texas and the City. The costs of the Health and Human Services Department Administration are directly allocated to Health and Human Services.



City Of Houston, Texas
Full Cost Allocation Plan
Schedule 2 - Costs To Be Allocated
For Department Health Administration

Expenditures Per Financial Statement:	1st Allocation	2nd Allocation	Sub-Total	Total
Capital Outlay	(28,474)			11,666,350
Transfers	(382,883)			
Total Deductions:	(411,357)			(411,357)
Equipment Usage Charge	318,940		318,940	
Citywide General Government	500,098	48,113	548,211	
Fin-OMB	18,375	10,023	28,398	
Fin.-Debt Svc	1,542	516	2,058	
Fin-Genl. Acctg	53,080	8,289	61,369	
Fin-Auditing	2,229	838	3,067	
Fin-Grants	957	530	1,487	
Fin.-Tax&Rev. Acctg:	9,201	1,555	10,756	
ARA Admin Svcs	18,169	850	19,019	
ARA Strategic Purchasing	56,446	1,993	58,439	
ARA 3-1-1	116,584	5,896	122,480	
ARA Central Payroll	7,542	588	8,130	
ARA Regulatory Services	18,518	1,491	20,009	
IT - Admin & Applications	265,094	11,340	276,434	
IT - Infrastructure	314,986	26,350	341,336	
Affirmative Action	8,597	343	8,940	
Mayor's Office	18,943	7,841	26,784	
Human Resources Dept.	105,971	11,050	117,021	
Legal Department	382,704	95,664	478,368	
City Secretary	2,575	252	2,827	
City Council	26,103	2,222	28,325	
City Controller's Office	80,861	7,612	88,473	
Convention and Entertainment		23,801	23,801	
HPD- Inspector General		99,109	99,109	
General Services Department		9,185,831	9,185,831	



All Monetary Values Are \$ Dollars
MAXCARS © 2009 MAXIMUS, INC.
Report Output Prepared By Agency

City Of Houston, Texas
Full Cost Allocation Plan
Schedule 2 - Costs To Be Allocated
For Department Health Administration

Total Allocated Additions:	2,327,515	9,552,097	11,879,612	11,879,612
Total To Be Allocated:	13,582,508	9,552,097		23,134,605



All Monetary Values Are \$ Dollars
MAXCARS © 2009 MAXIMUS, INC.
Report Output Prepared By Agency

City Of Houston, Texas
Full Cost Allocation Plan
Schedule .3 - Costs Allocated By Activity
For Department Health Administration

	Total	General & Admin	Dept. Admin.
Wages & Benefits			
Salaries & Wages	4,776,307	0	4,776,307
Fringe Benefits	1,888,043	0	1,888,043
Other Expense & Cost			
Supplies	675,459	0	675,459
Contractual Services	3,706,796	0	3,706,796
Other	208,388	0	208,388
*Capital Outlay	28,474	28,474	0
*Transfers	382,883	382,883	0
Departmental Totals			
Total Expenditures	11,666,350	411,357	11,254,993
Deductions			
Total Deductions	(411,357)	(411,357)	0
Functional Cost			
Allocation Step 1	11,254,993	0	11,254,993
Allocation Step 2			
Inbound- All Others	2,327,515	2,327,515	0
Reallocate Admin Costs	13,582,508	(2,327,515)	2,327,515
1st Allocation		0	13,582,508
Allocation Step 2			
Inbound- All Others	9,552,097	9,552,097	0
Reallocate Admin Costs	9,552,097	(9,552,097)	9,552,097
2nd Allocation		0	9,552,097
Total For 10003800010000	23,134,605	0	23,134,605
Total Allocated	23,134,605	0	23,134,605



* - Indicates Disallowed Expenditure

City Of Houston, Texas
 Full Cost Allocation Plan

Schedule .4 - Detail Activity Allocations
 For Department Health Administration

Activity - Dept. Admin.

Receiving Department	Allocation Units	Allocation Percentage	Gross Allocation	Direct Billed	Allocation Step1	Allocation Step2	Total Allocation
Health & Human Services	100	100.0000	13,582,508		13,582,508	9,552,097	23,134,605
SubTotal	100	100.0000	13,582,508		13,582,508	9,552,097	23,134,605
TOTAL	100	100.0000	13,582,508		13,582,508	9,552,097	23,134,605

Allocation Basis: Direct allocation to Health & Human Services

Allocation Source: N/A



City Of Houston, Texas
Full Cost Allocation Plan
Schedule .5 - Allocation Summary
For Department Health Administration

Receiving Department	Total	Dept. Admin.
Health & Human Services	23,134,605	23,134,605
Direct Billed	0	0
Total	23,134,605	23,134,605



All Monetary Values Are \$ Dollars
 MAXCars © 2009 MAXIMUS, INC.
 Report Output Prepared By Agency

**SCHEDULE 30.1
FY 2010 FULL COST PLAN**

**CITY OF HOUSTON, TEXAS
FY 2010 FULL COST ALLOCATION PLAN
PLANNING AND DEVELOPMENT - ADMINISTRATION
NATURE AND EXTENT OF SERVICES**

The Planning and Development Department is responsible for comprehensive, strategic and long-range planning, development and maintenance of the citywide Geographic Information System (GIS) and processing subdivision and development plats. The costs of the Planning and Development Administration are directly allocated to the Planning and Development Department.

City Of Houston, Texas
Full Cost Allocation Plan
Schedule 2 - Costs To Be Allocated
For Department Planning & Development Admin

Expenditures Per Financial Statement:	1st Allocation	2nd Allocation	Sub-Total	Total
Transfers	9,432,893			9,432,893
Capital Outlay	(103,367)			(103,367)
Total Deductions:	(109,896)			(109,896)
Equipment Usage Charge	2,878		2,878	
Citywide General Government	71,760	6,877	78,637	
Fin-OMB	479	261	740	
Fin.-Debt Svc	237	79	316	
Fin-Genl. Acctg	1,261	203	1,464	
Fin-Auditing	343	129	472	
Fin-Grants	147	81	228	
Fin.-Tax&Rev. Acctg.	1,416	239	1,655	
ARA Admin Svcs	516	25	541	
ARA Strategic Purchasing	576	20	596	
ARA 3-1-1	24,625	1,245	25,870	
ARA Central Payroll	1,203	94	1,297	
ARA Regulatory Services	2,849	229	3,078	
IT - Admin & Applications	1,606	90	1,696	
IT - Infrastructure	2,239	207	2,446	
Affirmative Action	1,333	53	1,386	
Mayor's Office	3,022	1,251	4,273	
Human Resources Dept.	16,728	1,747	18,475	
Legal Department	260,480	65,093	325,573	
City Secretary	396	39	435	
City Council	4,016	342	4,358	
City Controller's Office	2,618	231	2,849	
Total Allocated Additions:	400,728	78,535	479,263	479,263
Total To Be Allocated:	9,723,725	78,535		9,802,260



All Monetary Values Are \$ Dollars
MAXCARS © 2009 MAXIMUS, INC.
Report Output Prepared By Agency

City Of Houston, Texas
Full Cost Allocation Plan
Schedule .3 - Costs Allocated By Activity
For Department Planning & Development Admin

	Total	General & Admin	Dept Admin	Operations
Wages & Benefits				
Salaries & Wages	5,384,067	0	1,107,676	4,276,391
Fringe Benefits	1,809,662	0	391,444	1,418,218
Other Expense & Cost				
Supplies	82,260	0	30,542	51,718
Contractual Svcs	1,968,512	0	206,409	1,762,103
Other	78,496	0	50,960	27,536
*Transfers	103,367	103,367	0	0
*Capital Outlay	6,529	6,529	0	0
Departmental Totals				
Total Expenditures	9,432,893	109,896	1,787,031	7,535,966
Deductions				
Total Deductions	(109,896)	(109,896)	0	0
Functional Cost	9,322,997	0	1,787,031	7,535,966
Allocation Step 1				
Inbound- All Others	400,728	400,728	0	0
Reallocate Admin Costs	(7,859,882)	(400,728)	76,812	323,916
Unallocated Costs	1,863,843	0	0	(7,859,882)
1st Allocation				
Allocation Step 2				
Inbound- All Others	78,535	78,535	0	0
Reallocate Admin Costs	(63,481)	(78,535)	15,054	63,481
Unallocated Costs	15,054	0	0	(63,481)
2nd Allocation				
Total For 100070000010000	1,878,897	0	1,878,897	0
Total Allocated	1,878,897	0	1,878,897	0



All Monetary Values Are \$ Dollars
MAXCars © 2009 MAXIMUS, INC.
Report Output Prepared By Agency

* - Indicates Disallowed Expenditure

City Of Houston, Texas
 Full Cost Allocation Plan

Schedule 4 - Detail Activity Allocations
 For Department Planning & Development Admin

Activity - Dept Admin

Receiving Department	Allocation Units	Allocation Percentage	Gross Allocation	Direct Billed	Allocation Step1	Allocation Step2	Total Allocation
Planning & Development	100	100.0000	1,863,843		1,863,843	15,054	1,878,897
SubTotal	100	100.0000	1,863,843		1,863,843	15,054	1,878,897
TOTAL	100	100.0000	1,863,843		1,863,843	15,054	1,878,897

Allocation Basis: Direct allocation to Planning & Development

Allocation Source: N/A



City Of Houston, Texas
 Full Cost Allocation Plan
 Schedule .5 - Allocation Summary
 For Department Planning & Development Admin

Receiving Department	Total	Dept Admin
Planning & Development	1,878,897	1,878,897
Direct Billed	0	0
Total	1,878,897	1,878,897



All Monetary Values Are \$ Dollars
 MAXCars © 2009 MAXIMUS, INC.
 Report Output Prepared By Agency

**SCHEDULE 31.1
FY 2010 FULL COST PLAN**

**CITY OF HOUSTON, TEXAS
FY 2010 FULL COST ALLOCATION PLAN
PUBLIC WORKS & ENGINEERING - ADMINISTRATION
NATURE AND EXTENT OF SERVICES**

The responsibilities of the Public Works and Engineering department are distributed among six departments: Engineering and Construction Division, Planning and Development Services Division, Public Utilities, Resource Management, Right-of-Way and Fleet Maintenance Division, and Traffic and Transportation. The direct costs of Public Works & Engineering Director are not within the General Fund and are not allocated in this Plan. Only the indirect costs that have been allocated to Public Works & Engineering are being allocated. In order to calculate and allocate in more diverse and equitable manner, fifty percent of the total departmental costs are to be allocated based on departmental total expenditures and the remaining fifty percent of costs will be allocated based on the number of full time equivalent positions in the departments administered by the Public Works & Engineering Administration. Incoming General Fund equipment usage is allocated to PWE Other (General Fund).

City Of Houston, Texas
Full Cost Allocation Plan
Schedule .2 - Costs To Be Allocated
For Department PWE - Administration

Expenditures Per Financial Statement:	1st Allocation	2nd Allocation	Sub-Total	Total
Citywide General Government	0			0
Fin-OMB	39,239	5,463	44,702	
Fin-Genl. Acctg	129,037	70,386	199,423	
ARA Admin Svcs	295,704	49,392	345,096	
ARA Strategic Purchasing	112,703	5,256	117,959	
ARA 3-1-1	611,739	21,659	633,398	
IT - Admin & Applications	914,151	46,233	960,384	
IT - Infrastructure	432,880	24,165	457,045	
Human Resources Dept.	603,926	55,842	659,768	
Legal Department	520,257	54,463	574,720	
City Controller's Office	693,980	173,424	867,404	
Convention and Entertainment	539,681	51,665	591,346	
HPD - Police Records		15,216	15,216	
HPD- Inspector General		411,951	411,951	
Total Allocated Additions:	4,893,297	1,597,790	6,491,087	6,491,087
Total To Be Allocated:	4,893,297	1,597,790		6,491,087



All Monetary Values Are \$ Dollars
 MAXCars © 2009 MAXIMUS, INC.
 Report Output Prepared By Agency

City Of Houston, Texas
Full Cost Allocation Plan
Schedule .3 - Costs Allocated By Activity
For Department PWE - Administration

	Total	General & Admin	Adm - Exp.	Adm - FTE
Wages & Benefits				
Salaries & Wages	0	0	0	0
Fringe Benefits	0	0	0	0
Departmental Totals				
Total Expenditures	0	0	0	0
Deductions				
Total Deductions	0	0	0	0
Functional Cost				
Allocation Step 1	0	0	0	0
Allocation Step 2				
Inbound- 10006500020000 ARA Strategic	611,739	0	611,739	0
Inbound- 10008000010000 Human	520,257	0	0	520,257
Inbound- All Others	3,761,301	0	1,880,650	1,880,651
1st Allocation	4,893,297	0	2,492,389	2,400,908
Allocation Step 2				
Inbound- 10006500020000 ARA Strategic	21,659	0	21,659	0
Inbound- 10008000010000 Human	54,463	0	0	54,463
Inbound- 86004200010000 Convention and	15,216	0	0	15,216
Inbound- All Others	1,506,452	0	753,226	753,226
2nd Allocation	1,597,790	0	774,885	822,905
Total For 100020000010001 PWE	6,491,087	0	3,267,274	3,223,813
Total Allocated	6,491,087	0	3,267,274	3,223,813



All Monetary Values Are \$ Dollars
 MAXCars © 2009 MAXIMUS, INC.
 Report Output Prepared By Agency

* - Indicates Disallowed Expenditure

City Of Houston, Texas
Full Cost Allocation Plan

Schedule 4 - Detail Activity Allocations
For Department PWE - Administration

Activity/ - Adm - Exp.

Receiving Department	Allocation Units	Allocation Percentage	Gross Allocation	Direct Billed	Allocation Step1	Allocation Step2	Total Allocation
CIP Sal Rec PWE Adm	2,069,733	0.3593	8,955		8,955	2,784	11,739
PWE - All Other	87,195,614	15.1363	377,255		377,255	117,289	494,544
CIP S/R Planning	712,465	0.1237	3,083		3,083	958	4,041
CIP Sal Rec RE	2,390,415	0.4150	10,342		10,342	3,215	13,557
CIP S/R Engrg	8,969,504	1.5570	38,807		38,807	12,065	50,872
CIP S/R Constr.	8,159,376	1.4164	35,302		35,302	10,975	46,277
CIP S/R Eng/Const	363,325	0.0631	1,572		1,572	489	2,061
CIP S/R Geoenv.	963,625	0.1673	4,169		4,169	1,296	5,465
CIP S/R Other	2,034,494	0.3532	8,802		8,802	2,737	11,539
PWE - Fleet Management	33,094,808	5.7449	143,186		143,186	44,517	187,703
PWE-Sign Adm	2,751,914	0.4777	11,906		11,906	3,702	15,608
PWE-Bldg Insp.	34,982,903	6.0727	151,355		151,355	47,056	198,411
PWE - Stormwater Fund	32,709,371	5.6780	141,518		141,518	43,998	185,516
PWE - Houston Translar	2,798,457	0.4858	12,108		12,108	3,764	15,872
PWE - Water & Sewer System	355,871,428	61.7755	1,539,689	-2,732,576	-1,192,887	478,691	-714,196
PWE Parking	1,003,181	0.1741	4,340		4,340	1,349	5,689
SubTotal	576,070,613	100.0000	2,492,389	-2,732,576	-240,187	774,885	534,698
Direct Billed				2,732,576	2,732,576		2,732,576
TOTAL	576,070,613	100.0000	2,492,389		2,492,389	774,885	3,267,274

Allocation Basis: PWE Department's FY 2008 operating expenditures
Allocation Source: Financial summary reports



All Monetary Values Are \$ Dollars
MAXCARS © 2009 MAXIMUS, INC.
Report Output Prepared By Agency

City Of Houston, Texas
Full Cost Allocation Plan

Schedule 4 - Detail Activity Allocations
For Department PWE - Administration

Activity - Adm - FTE

Receiving Department	Allocation Units	Allocation Percentage	Gross Allocation	Direct Billed	Allocation Step1	Allocation Step2	Total Allocation
CIP Sal Rec PWE Adm	16	0.3992	9,585		9,585	3,285	12,870
PWE - All Other	816	19.2757	462,793		462,793	158,621	621,414
CIP S/R Planning	7	0.1677	4,027		4,027	1,380	5,407
CIP Sal Rec RE	29	0.6874	16,504		16,504	5,657	22,161
CIP S/R Engrg	102	2.4142	57,963		57,963	19,867	77,830
CIP S/R Constr.	113	2.6764	64,258		64,258	22,024	86,282
CIP S/R Eng/Const	3	0.0921	2,212		2,212	758	2,970
CIP S/R Geoeny.	10	0.2528	6,068		6,068	2,080	8,148
CIP S/R Other	19	0.4535	10,889		10,889	3,732	14,621
CIP S/R GSD	30	0.7134	17,128		17,128	5,871	22,999
PWE - Fleet Management	151	3.5764	85,866		85,866	29,430	115,296
PWE-Sign Adm	41	0.9685	23,253		23,253	7,970	31,223
PWE-Bldg Insp.	428	10.1316	243,250		243,250	83,373	326,623
PWE - Stormwater Fund	422	9.9875	239,790		239,790	82,187	321,977
PWE - Houston Transtar	6	0.1535	3,686		3,686	1,264	4,950
PWE - Water & Sewer System	2,034	48.0501	1,153,636	-2,732,576	-1,578,940	395,406	-1,183,534
SubTotal	4,233	100.0000	2,400,908	-2,732,576	-331,668	822,905	491,237
Direct Billed				2,732,576	2,732,576		2,732,576
TOTAL	4,233	100.0000	2,400,908		2,400,908	822,905	3,223,813

Allocation Basis: Number of full time equivalent positions administered by PWE Director
Allocation Source: PWE



All Monetary Values Are \$ Dollars
MAXCARS © 2009 MAXIMUS, INC.
Report Output Prepared By Agency

City Of Houston, Texas
Full Cost Allocation Plan
Schedule 5 - Allocation Summary
For Department PWE - Administration

Receiving Department	Total	Adm - Exp.	Adm - FTE
CIP Sal Rec PWE Adm	24,609	11,739	12,870
PWE - All Other	1,115,958	494,544	621,414
CIP S/R Planning	9,448	4,041	5,407
CIP Sal Rec RE	35,718	13,557	22,161
CIP S/R Engrg	128,702	50,872	77,830
CIP S/R Constr.	132,559	46,277	86,282
CIP S/R Eng/Const	5,031	2,061	2,970
CIP S/R Geoenv.	13,613	5,465	8,148
CIP S/R Other	26,160	11,539	14,621
CIP S/R GSD	22,999	0	22,999
PWE - Fleet Management	302,999	187,703	115,296
PWE-Sign Adm	46,831	15,608	31,223
PWE-Bldg Insp.	525,034	198,411	326,623
PWE - Stormwater Fund	507,493	185,516	321,977
PWE - Houston Transtar	20,822	15,872	4,950
PWE - Water & Sewer	(1,897,730)	(714,196)	(1,183,534)
PWE Parking	5,689	5,689	0
Direct Billed	5,465,152	2,732,576	2,732,576
Total	6,491,087	3,267,274	3,223,813



All Monetary Values Are \$ Dollars
MAXCARS © 2009 MAXIMUS, INC.
Report Output Prepared By Agency

**SCHEDULE 32.1
FY 2010 FULL COST PLAN**

**CITY OF HOUSTON, TEXAS
FY 2010 FULL COST ALLOCATION PLAN
CIP SALARY RECOVERY - PWE ADMINISTRATION
NATURE AND EXTENT OF SERVICES**

The CIP Salary Recovery Fund was established to account for consulting-type services performed by City employees related to Capital Improvement Projects. The administration of the Public Works and Engineering Department provides support services to the engineering and construction divisions which implement the City's Capital Improvement Plan (CIP) by providing engineering and construction management services. Divisional costs are not funded within the General Fund. Therefore, the direct departmental administrative costs have not been included in the plan for allocation. Only the indirect costs attributable to activities have been allocated based on the number of full time equivalent positions in the departments benefiting from the division's services.

City Of Houston, Texas
Full Cost Allocation Plan
Schedule .2 - Costs To Be Allocated
For Department CIP Sal Rec PWE Adm

Expenditures Per Financial Statement:	1st Allocation	2nd Allocation	Sub-Total	Total
Citywide General Government	0			0
Fin-OMB	794	111	905	
Fin.-Debt Svc	2,610	1,424	4,034	
Fin-Genl. Acctg	283	95	378	
Fin-Grants	5,982	1,000	6,982	
ARA Strategic Purchasing	175	97	272	
ARA Central Payroll	2,064	73	2,137	
IT - Admin & Applications	1,027	80	1,107	
IT - Infrastructure	8,757	488	9,245	
Affirmative Action	12,217	1,130	13,347	
Mayor's Office	1,490	60	1,550	
Human Resources Dept.	2,580	1,068	3,648	
City Secretary	1,176	120	1,296	
City Council	472	46	518	
City Controller's Office	4,788	408	5,196	
PWE - Administration	11,653	1,092	12,745	
CIP Sal Rec PWE Adm	18,540	6,069	24,609	
Total Allocated Additions:	74,608	17,152	91,760	
Total To Be Allocated:	74,608	17,152	91,760	91,760



All Monetary Values Are \$ Dollars
 MAXCars © 2009 MAXIMUS, INC.
 Report Output Prepared By Agency

City Of Houston, Texas
Full Cost Allocation Plan
Schedule .3 - Costs Allocated By Activity
For Department CIP Sal Rec PWE Adm

Departmental Totals	Total	General & Admin	Admin. Svcs.
Total Expenditures	0	0	0
Deductions			
Total Deductions	0	0	0
Functional Cost			
Allocation Step 1			
Inbound- All Others	74,608	0	74,608
1st Allocation	74,608	0	74,608
Allocation Step 2			
Inbound- All Others	17,152	0	17,152
2nd Allocation	17,152	0	17,152
Total For 10012000070001 CIP			
Total Allocated	91,760	0	91,760



All Monetary Values Are \$ Dollars
 MAXCARS © 2009 MAXIMUS, INC.
 Report Output Prepared By Agency

* - Indicates Disallowed Expenditure

City Of Houston, Texas
Full Cost Allocation Plan
Schedule 4 - Detail Activity Allocations
For Department CIP Sal Rec PWE Adm

Receiving Department	Allocation Units	Allocation Percentage	Gross Allocation	Direct Billed	Allocation Step1	Allocation Step2	Total Allocation
CIP Sal Rec PWE Adm	16	5.0812	3,791		3,791		3,791
CIP S/R Planning	7	2.1347	1,593		1,593	386	1,979
CIP Sal Rec RE	29	8.7492	6,528		6,528	1,581	8,109
CIP S/R Engrg	102	30.7276	22,925		22,925	5,553	28,478
CIP S/R Constr.	113	34.0649	25,415		25,415	6,155	31,570
CIP S/R Eng/Const	3	1.1726	875		875	212	1,087
CIP S/R GeoenV.	10	3.2171	2,400		2,400	581	2,981
CIP S/R Other	19	5.7727	4,307		4,307	1,043	5,350
CIP S/R GSD	30	9.0800	6,774		6,774	1,641	8,415
SubTotal	332	100.0000	74,608		74,608	17,152	91,760
TOTAL	332	100.0000	74,608		74,608	17,152	91,760

Allocation Basis: Number of full time equivalent positions administered in CIP Sal. Rec.
 Allocation Source: Human Resources



All Monetary Values Are \$ Dollars
 MAXCARS © 2009 MAXIMUS, INC.
 Report Output Prepared By Agency

City Of Houston, Texas
Full Cost Allocation Plan
Schedule .5 - Allocation Summary
For Department CIP Sal Rec PWE Adm

Receiving Department	Total	Admin. Svcs.
CIP Sal Rec PWE Adm	3,791	3,791
CIP S/R Planning	1,979	1,979
CIP Sal Rec RE	8,109	8,109
CIP S/R Engrg	28,478	28,478
CIP S/R Constr.	31,570	31,570
CIP S/R Engr/Const	1,087	1,087
CIP S/R GeoEnv.	2,981	2,981
CIP S/R Other	5,350	5,350
CIP S/R GSD	8,415	8,415
Direct Billed	0	0
Total	91,760	91,760



All Monetary Values Are \$ Dollars
 MAXCARS © 2009 MAXIMUS, INC.
 Report Output Prepared By Agency

**SCHEDULE 33.1
FY 2010 FULL COST PLAN**

**CITY OF HOUSTON, TEXAS
FY 2010 FULL COST ALLOCATION PLAN
CONVENTION / ENTERTAINMENT FACILITIES - RENTAL
NATURE AND EXTENT OF SERVICES**

The Convention / Entertainment Facilities Department markets, leases and maintains the City's multi-purpose convention and entertainment facilities and underground and surface parking facilities. These facilities are also used by other City departments. The non-realized rent revenue to the Department is treated as "payment" by the Department to the General fund, thus, the Department is credited for the non-realized rent revenue for the cost allocation purpose while the departments that have paid less than the fair market rental value are charged for the balance of the rent.



City Of Houston, Texas
Full Cost Allocation Plan
Schedule .2 - Costs To Be Allocated
For Department Convention and Entertainment

Expenditures Per Financial Statement:	1st Allocation	2nd Allocation	Sub-Total	Total
Citywide General Government	0			0
ARA Admin Svcs	4,633	442	5,075	
ARA Strategic Purchasing	5		5	
ARA Central Payroll	28,915	1,023	29,938	
Affirmative Action	3,306	258	3,564	
Mayor's Office	803	31	834	
Human Resources Dept:	8,304	3,437	11,741	
Legal Department	3,785	385	4,170	
Total Allocated Additions:	76,165	19,033	95,198	
Facility rental	125,916	24,609	150,525	150,525
Total Departmental Cost Adjustments:	351,546			351,546
Total To Be Allocated:	477,462	24,609		502,071



City Of Houston, Texas
Full Cost Allocation Plan
Schedule .3 - Costs Allocated By Activity
For Department Convention and Entertainment

	Total	General & Admin	Rental Services
Wages & Benefits			
Salaries & Wages	0	0	0
Fringe Benefits	0	0	0
Departmental Totals			
Total Expenditures	0	0	0
Deductions			
Total Deductions	0	0	0
Cost Adjustments			
Facility rental	351,546	0	351,546
Functional Cost			
Allocation Step 1	351,546	0	351,546
Inbound- All Others	125,916	125,916	0
Reallocate Admin Costs	(477,462)	(125,916)	125,916
1st Allocation	477,462	0	477,462
Allocation Step 2			
Inbound- All Others	24,609	24,609	0
Reallocate Admin Costs	(24,609)	(24,609)	0
2nd Allocation	24,609	0	24,609
Total For 86004200010000	502,071	0	502,071
Total Allocated	502,071	0	502,071



All Monetary Values Are \$ Dollars
 MAXCars © 2009 MAXIMUS, INC.
 Report Output Prepared By Agency

* - Indicates Disallowed Expenditure

City Of Houston, Texas
Full Cost Allocation Plan

Schedule .4 - Detail Activity Allocations
For Department Convention and Entertainment

Receiving Department	Allocation Units	Allocation Percentage	Gross Allocation	Direct Billed	Allocation Step1	Allocation Step2	Total Allocation
Activity - Rental Services							
Fin-Dir. Office	5,619	1.5984	7,632		7,632		7,632
IT - Director	565	0.1607	767		767		767
Affirmative Action	19,395	5.5171	26,342		26,342		26,342
Mayor's Office	125,530	35.7080	170,493		170,493		170,493
Human Resources Dept.	5,244	1.4917	7,122		7,122		7,122
Legal Department	12,017	3.4183	16,321		16,321		16,321
City Council	77,538	22.0563	105,310		105,310		105,310
City Controller's Office	11,238	3.1967	15,263		15,263		15,263
Health Administration	17,524	4.9848	23,801		23,801		23,801
PWE - Administration	11,203	3.1868	15,216		15,216		15,216
General Services Department	27,329	7.7739	37,118		37,118	10,241	47,359
Police	1,863	0.5299	2,530		2,530	698	3,228
Fire	14,067	4.0015	19,105		19,105	5,271	24,376
Housing and Community Devp.	18,962	5.3939	25,754		25,754	7,105	32,859
Library	2,190	0.6230	2,974		2,974	821	3,795
Houston Airport System (HAS)	1,262	0.3590	1,714		1,714	473	2,187
SubTotal	351,546	100.0000	477,462		477,462	24,609	502,071
TOTAL	351,546	100.0000	477,462		477,462	24,609	502,071

Allocation Basis: Fair market facility rental value per dept.
 Allocation Source: Convention and Entertainment Dept.



All Monetary Values Are \$ Dollars
 MAXCARS © 2009 MAXIMUS, INC.
 Report Output Prepared By Agency

City Of Houston, Texas
Full Cost Allocation Plan
Schedule .5 - Allocation Summary
For Department Convention and Entertainment

Receiving Department	Total	Rental Services
Fir-Dir. Office	7,632	7,632
IT - Director	767	767
Affirmative Action	26,342	26,342
Mayor's Office	170,493	170,493
Human Resources Dept.	7,122	7,122
Legal Department	16,321	16,321
City Council	105,310	105,310
City Controller's Office	15,263	15,263
Health Administration	23,801	23,801
PWE - Administration	15,216	15,216
General Services Department	47,359	47,359
Police	3,228	3,228
Fire	24,376	24,376
Housing and Community	32,859	32,859
Library	3,795	3,795
Houston Airport System	2,187	2,187
Direct Billed	0	0
Total	502,071	502,071



All Monetary Values Are \$ Dollars
 MAXCars © 2009 MAXIMUS, INC.
 Report Output Prepared By Agency

**SCHEDULE 34.1
FY 2010 FULL COST PLAN**

**CITY OF HOUSTON, TEXAS
FY 2010 FULL COST ALLOCATION PLAN
POLICE - RECORDS
NATURE AND EXTENT OF SERVICES**

The Records Division of the Police Department provides Records Management services to other City departments as well as the Police Department. The costs of providing records to other City departments have been allocated based on the number of reports provided to each department. All other police services costs provided internally within the Records Division have been allocated directly to the Houston Police Department.

City Of Houston, Texas
Full Cost Allocation Plan
Schedule 2 - Costs To Be Allocated
For Department HPD - Police Records

Expenditures Per Financial Statement:	1st Allocation	2nd Allocation	Sub-Total	Total
Equipment Usage Charge	4,588		4,588	
Citywide General Government	294,087	28,105	322,192	
Fin-OMB	744	406	1,150	
Fin-Dept Svc	520	174	694	
Fin-Genl. Acctg	1,910	307	2,217	
Fin-Auditing	752	282	1,034	
Fin-Grants	323	179	502	
Fin-Tax&Rev. Acctg.	3,102	524	3,626	
ARA Admin Svcs	1,574	73	1,647	
ARA Strategic Purchasing	72	3	75	
ARA Central Payroll	5,676	442	6,118	
ARA Regulatory Services	6,244	503	6,747	
IT - Admin & Applications	2,496	140	2,636	
IT - Infrastructure	3,483	322	3,805	
Affirmative Action	3,659	145	3,804	
Mayor's Office	14,257	5,901	20,158	
Human Resources Dept.	6,498	661	7,159	
City Secretary	868	85	953	
City Council	8,801	749	9,550	
City Controller's Office	4,464	384	4,848	
Total Allocated Additions:	364,118	39,385	403,503	403,503
Total To Be Allocated:	3,103,238	39,385		3,142,623



All Monetary Values Are \$ Dollars
MAXCars © 2009 MAXIMUS, INC.
Report Output Prepared By Agency

City Of Houston, Texas
Full Cost Allocation Plan
Schedule .3 - Costs Allocated By Activity
For Department HPD - Police Records

	Total	General & Admin	Records Mgmt	Police Services
Wages & Benefits				
Salaries & Wages	2,675,273	0	1,926,197	749,076
Fringe Benefits	973,715	0	701,075	272,640
Other Expense & Cost				
Supplies	15,969	0	11,498	4,471
Contractual Svcs	139,375	0	100,350	39,025
Deduct Direct Charges	(1,065,212)	0	0	(1,065,212)
Departmental Totals				
Total Expenditures	2,739,120	0	2,739,120	0
Deductions				
Total Deductions	0	0	0	0
Functional Cost	2,739,120	0	2,739,120	0
Allocation Step 1				
Inbound- All Others	364,118	364,118	0	0
Reallocate Admin Costs	(364,118)	(364,118)	364,118	0
1st Allocation	3,103,238	0	3,103,238	0
Allocation Step 2				
Inbound- All Others	39,385	39,385	0	0
Reallocate Admin Costs	(39,385)	(39,385)	39,385	0
2nd Allocation	39,385	0	39,385	0
Total For 10001000010063 HPD	3,142,623	0	3,142,623	0
Total Allocated	3,142,623	0	3,142,623	0



All Monetary Values Are \$ Dollars
 MAXCARS © 2009 MAXIMUS, INC.
 Report Output Prepared By Agency

* - Indicates Disallowed Expenditure

City Of Houston, Texas
Full Cost Allocation Plan
Schedule .4 - Detail Activity Allocations
For Department HPD - Police Records

Activity - Records Mgmt

Receiving Department	Allocation Units	Allocation Percentage	Gross Allocation	Direct Billed	Allocation Step1	Allocation Step2	Total Allocation
Legal Department	3,117	19.2455	597,233		597,233		597,233
PWE - Administration	2,150	13.2749	411,951		411,951		411,951
Fire	10	0.0617	1,916		1,916	36	1,952
Housing and Community Devp.	35	0.2161	6,706		6,706	126	6,832
Library	5	0.0309	958		958	18	976
Parks & Recreation	2	0.0123	383		383	7	390
Other	10,877	67.1586	2,084,091		2,084,091	39,198	2,123,289
SubTotal	16,196	100.0000	3,103,238		3,103,238	39,385	3,142,623
TOTAL	16,196	100.0000	3,103,238		3,103,238	39,385	3,142,623

Allocation Basis: Number of reports issued per dept.
 Allocation Source: Police Department report



All Monetary Values Are \$ Dollars
 MAXCARS © 2009 MAXIMUS, INC.
 Report Output Prepared By Agency

City Of Houston, Texas
Full Cost Allocation Plan
Schedule 5 - Allocation Summary
For Department HPD - Police Records

Receiving Department	Total	Records Mgmt
Legal Department	597,233	597,233
PWE - Administration	411,951	411,951
Fire	1,952	1,952
Housing and Community	6,832	6,832
Library	976	976
Parks & Recreation	390	390
Other	2,123,289	2,123,289
Direct Billed	0	0
Total	3,142,623	3,142,623



All Monetary Values Are \$ Dollars
 MAXCARS © 2009 MAXIMUS, INC.
 Report Output Prepared By Agency

**SCHEDULE 35.1
FY 2009 FULL COST PLAN**

**CITY OF HOUSTON, TEXAS
FY 2009 FULL COST ALLOCATION PLAN
POLICE - OFFICE OF THE INSPECTOR GENERAL
NATURE AND EXTENT OF SERVICES**

The Office of the Inspector General of the Police Department investigates allegations of misconduct of City employees. The cost of services provided to other City departments has been allocated based on the number of complaints investigated for each department.

City Of Houston, Texas
Full Cost Allocation Plan
Schedule .2 - Costs To Be Allocated
For Department HPD- Inspector General

Expenditures Per Financial Statement:	1st Allocation	2nd Allocation	Sub-Total	Total
Equipment Usage Charge	2,536,038			2,536,038
Citywide General Government	16,421		16,421	
Fin-OMB	40,348	3,902	44,250	
Fin.-Debt Svc	513	280	793	
Fin-Genl. Acctg	346	116	462	
Fin-Auditing	1,830	271	2,101	
Fin-Grants	501	188	689	
Fin.-Tax&Rev. Acctg.	215	119	334	
ARA Admin Svcs	2,068	350	2,418	
ARA Strategic Purchasing	1,131	53	1,184	
ARA Central Payroll	105	4	109	
ARA Regulatory Services	626	49	675	
IT - Admin & Applications	4,162	335	4,497	
IT - Infrastructure	1,721	96	1,817	
Affirmative Action	2,400	222	2,622	
Mayor's Office	1,673	67	1,740	
Human Resources Dept.	1,572	651	2,223	
City Secretary	726	74	800	
City Council	579	57	636	
City Controller's Office	5,867	499	6,366	
	3,046	262	3,308	
Total Allocated Additions:	85,850	7,595	93,445	93,445
Total To Be Allocated:	2,621,888	7,595		2,629,483



All Monetary Values Are \$ Dollars
 MAXCARS © 2009 MAXIMUS, INC.
 Report Output Prepared By Agency

City Of Houston, Texas
Full Cost Allocation Plan
Schedule .3 - Costs Allocated By Activity
For Department HPD- Inspector General

	Total	General & Admin	Services
Wages & Benefits			
Salaries & Wages	1,916,523	0	1,916,523
Fringe Benefits	553,178	0	553,178
Other Expense & Cost			
Supplies	65,227	0	65,227
Contractual Svcs	1,110	0	1,110
Departmental Totals			
Total Expenditures	2,536,038	0	2,536,038
Deductions			
Total Deductions	0	0	0
Functional Cost			
Allocation Step 1			
Inbound- All Others	35,850	85,850	0
Reallocate Admin Costs	()	(85,850)	85,850
1st Allocation	2,621,888	0	2,621,888
Allocation Step 2			
Inbound- All Others	7,595	7,595	0
Reallocate Admin Costs	()	(7,595)	7,595
2nd Allocation	7,595	0	7,595
Total For 100010000010009 HPD-			
Total Allocated	2,629,483	0	2,629,483



All Monetary Values Are \$ Dollars
 MAXXCars © 2009 MAXIMUS, INC.
 Report Output Prepared By Agency

City Of Houston, Texas
Full Cost Allocation Plan
Schedule .4 - Detail Activity Allocations
For Department HPD- Inspector General

Activity - Services	Receiving Department	Allocation Units	Allocation Percentage	Gross Allocation	Direct Billed	Allocation Step1	Allocation Step2	Total Allocation
Fin-Dir. Office		4	1.3746	36,040		36,040		36,040
Human Resources Dept.		3	1.0309	27,030		27,030		27,030
Legal Department		1	0.3436	9,010		9,010		9,010
Municipal Court Administration		3	1.0309	27,030		27,030		27,030
Health Administration		11	3.7801	99,109		99,109		99,109
PWE - Administration		68	23.3677	612,675		612,675		612,675
General Services Department		2	0.6873	18,020		18,020	76	18,096
HEC		3	1.0309	27,030		27,030	113	27,143
Fire		125	42.9554	1,126,238		1,126,238	4,724	1,130,962
Solid Waste Management		14	4.8110	126,139		126,139	529	126,668
Housing and Community Devp.		5	1.7182	45,050		45,050	189	45,239
Library		3	1.0309	27,030		27,030	113	27,143
Parks & Recreation		17	5.8419	153,169		153,169	642	153,811
Houston Airport System (HAS)		23	7.9038	207,228		207,228	869	208,097
Conv and Ert Optns		3	1.0309	27,030		27,030	113	27,143
Other		6	2.0619	54,060		54,060	227	54,287
SubTotal		291	100.0000	2,621,888		2,621,888	7,595	2,629,483
TOTAL		291	100.0000	2,621,888		2,621,888	7,595	2,629,483

Allocation Basis: Number of complaints investigated
 Allocation Source: HPD - Office of the Inspector General



City Of Houston, Texas
Full Cost Allocation Plan
Schedule .5 - Allocation Summary
For Department HPD - Inspector General

Receiving Department	Total	Services
Fin-Dir. Office	36,040	36,040
Human Resources Dept.	27,030	27,030
Legal Department	9,010	9,010
Municipal Court	27,030	27,030
Health Administration	99,109	99,109
PWE - Administration	612,675	612,675
General Services Department	18,096	18,096
HEC	27,143	27,143
Fire	1,130,962	1,130,962
Solid Waste Management	126,668	126,668
Housing and Community	45,239	45,239
Library	27,143	27,143
Parks & Recreation	153,811	153,811
Houston Airport System	208,097	208,097
Conv and Ent Opts	27,143	27,143
Other	54,287	54,287
Direct Billed	0	0
Total	2,629,483	2,629,483



All Monetary Values Are \$ Dollars
 MAXCARS © 2009 MAXIMUS, INC.
 Report Output Prepared By Agency

SCHEDULE 36.1
FY 2010 FULL COST PLAN

CITY OF HOUSTON, TEXAS
FY 2010 FULL COST ALLOCATION PLAN
GENERAL SERVICES DEPARTMENT
NATURE AND EXTENT OF SERVICES

The General Services Department is comprised of Administrative Services, Property Management, and Design and Construction. The Administrative Services Division supports the core divisions through administering, managing and monitoring the department's finances and energy resources. In addition, this division handles office space lease negotiations city-wide. The Energy Management Division of Administrative Services provides citywide electricity procurement services to include implementing comprehensive energy conservation measures, promoting energy awareness programs and practices and managing the City's energy contracts. Property Management provides comprehensive operations and maintenance and security for City buildings. The Design and Construction Division manages the design, construction and renovation of projects included in the City's adopted five-year Capital Improvement Plan for all City departments, except for Aviation. The identified activities and basis used for cost allocation are as follows:

- **Admin/Design Construction** – Costs related to administration and design construction have been allocated based upon Administrative and Design Construction expense per departments served.
- **Building Services** – Costs related to building costs have been allocated based upon the allocated costs of those services to each department supported.
- **Utilities** – Utility costs have been allocated based upon the amount of utility costs expended by departments served.

City Of Houston, Texas
Full Cost Allocation Plan
Schedule 2 - Costs To Be Allocated
For Department General Services Department


Expenditures Per Financial Statement:	1st Allocation	2nd Allocation	Sub-Total	Total
Capital Outlay	45,383,779			45,383,779
Transfers	(14,261)			(14,261)
Debt Service	(149,417)			(149,417)
	(502,173)			(502,173)
Total Deductions:	(665,851)			(665,851)
Building Usage Charge	56,126		56,126	
Equipment Usage Charge	199,695		199,695	
Citywide General Government	949,733		1,041,317	
Fin-OMB	18,972	9,258	26,230	
Fin-Debt Svc	32,286	10,815	43,101	
Fin-Genl. Acctg	45,813	7,288	53,101	
Fin-Auditing	8,838	3,321	12,159	
Fin-Grants	20,035	11,090	31,125	
Fin.-Tax&Rev. Acctg.	36,476	6,165	42,641	
ARA Admin Svcs	20,061	938	20,999	
ARA Strategic Purchasing	54,964	1,938	56,902	
ARA 3-1-1	2,925	148	3,073	
ARA Central Payroll	16,664	1,298	17,962	
ARA Regulatory Services	73,413	5,911	79,324	
IT - Admin & Applications	244,853	10,474	255,327	
IT - Infrastructure	290,936	24,339	315,275	
Affirmative Action	145,752	5,832	151,584	
Mayor's Office	41,855	17,324	59,179	
Human Resources Dept.	50,623	5,233	55,856	
Legal Department	1,027,192	256,692	1,283,884	
City Secretary	53,937	5,281	59,218	
City Council	546,704	46,544	593,248	
City Controller's Office	154,969	12,144	167,113	
Convention and Entertainment	37,118	10,241	47,359	
HPD- Inspector General	18,020	76	18,096	
General Services Department		1,113,462	1,113,462	



All Monetary Values Are \$ Dollars
MAXCars © 2009 MAXIMUS, INC.
Report Output Prepared By Agency

City Of Houston, Texas
Full Cost Allocation Plan
Schedule 2 - Costs To Be Allocated
For Department General Services Department

Total Allocated Additions:	4,145,960	1,657,396	5,803,356	5,803,356
Total To Be Allocated:	48,863,888	1,657,396		50,521,284



All Monetary Values Are \$ Dollars
MAXCARS © 2009 MAXIMUS, INC.
Report Output Prepared By Agency

City Of Houston, Texas
Full Cost Allocation Plan
Schedule .3 - Costs Allocated By Activity
For Department General Services Department

	Total	General & Admin	Adm/Design Constr.	Building Svcs	Utilities
Wages & Benefits					
Salaries & Wages	9,084,276	0	2,425,854	6,658,422	0
Fringe Benefits	3,530,414	0	802,074	2,728,340	0
Other Expense & Cost					
Supplies	2,021,201	0	74,295	1,946,906	0
Contractual Svcs	21,197,999	0	1,987,798	19,210,201	0
Utilities	8,846,851	0	0	0	8,846,851
Other	37,187	0	21,553	15,634	0
*Capital Outlay	14,261	0	0	0	0
*Transfers	149,417	0	0	0	0
*Debt Service	502,173	0	0	0	0
Departmental Totals					
Total Expenditures	45,383,779	665,851	5,311,574	30,559,503	8,846,851
Deductions					
Total Deductions	(665,851)	(665,851)	0	0	0
Functional Cost					
Allocation Step 1	44,717,928	0	5,311,574	30,559,503	8,846,851
Inbound- All Others	4,145,960	4,145,960	0	0	0
Reallocate Adm'n Costs		(4,145,960)	492,457	2,833,279	820,224
1st Allocation	48,863,888	0	5,804,031	33,392,782	9,667,075
Allocation Step 2					
Inbound- All Others	1,657,396	1,657,396	0	0	0
Reallocate Adm'n Costs		(1,657,396)	196,865	1,132,637	327,894
2nd Allocation	1,657,396	0	196,865	1,132,637	327,894
Total For 10022500010000	50,521,284	0	6,000,896	34,525,419	9,994,969



All Monetary Values Are \$ Dollars
 MAXCARS © 2009 MAXIMUS, INC.
 Report Output Prepared By Agency

* - Indicates Disallowed Expenditure

City Of Houston, Texas
 Full Cost Allocation Plan

Schedule 4 - Detail Activity Allocations
 For Department General Services Departments

Activity - Adm/Design Constr.

Receiving Department	Allocation Units	Allocation Percentage	Gross Allocation	Direct Billed	Allocation Step1	Allocation Step2	Total Allocation
Citywide General Government	402,478	16.4928	957,248		957,248		957,248
Health Administration	16,673	0.6832	39,655		39,655		39,655
Police	325,351	13.3323	773,810		773,810		805,500
Fire	235,448	9.6482	559,986		559,986		582,919
PWE - All Other	53,835	2.2061	128,040		128,040		133,284
Solid Waste Management	129,079	5.2894	307,000		307,000		319,572
Library	421,425	17.2692	1,002,311		1,002,311		1,043,358
Parks & Recreation	674,919	27.6570	1,605,217		1,605,217		1,670,955
PWE - Water & Sewer System	181,116	7.4218	430,764		430,764		448,405
SubTotal	2,440,324	100.0000	5,804,031		5,804,031		6,000,896
TOTAL	2,440,324	100.0000	5,804,031		5,804,031	196,865	6,000,896

Allocation Basis: General Services Dept. expense per dept. served
 Allocation Source: General Services Dept. FY07 RCA



All Monetary Values Are \$ Dollars
 MAXCARS © 2009 MAXIMUS, INC.
 Report Output Prepared By Agency

City Of Houston, Texas
Full Cost Allocation Plan

Schedule 4 - Detail Activity Allocations
For Department General Services Departments

Activity - Building Svcs

Receiving Department	Allocation Units	Allocation Percentage	Gross Allocation	Direct Billed	Allocation Step 1	Allocation Step 2	Total Allocation
ARA Director's Office	247,180	0.7604	253,930		253,930		253,930
IT - Director	187,020	0.5754	192,127		192,127		192,127
Mayor's Office	553,123	1.7016	568,228		568,228		568,228
Legal Department	373,133	1.1479	383,322		383,322		383,322
City Secretary	46,455	0.1429	47,724		47,724		47,724
City Council	170,526	0.5246	175,183		175,183		175,183
City Controller's Office	262,820	0.8085	269,997		269,997		269,997
Municipal Court Administration	241,568	0.7432	248,165		248,165		248,165
Health Administration	6,663,786	20.5007	6,845,762		6,845,762		6,845,762
General Services Department	851,848	2.6207	875,110		875,110		875,110
HEC	311,427	0.9581	319,932		319,932	15,398	335,330
Police	11,287,794	34.7262	11,596,043		11,596,043	558,109	12,154,152
Fire	5,324,918	16.3818	5,470,332		5,470,332	263,283	5,733,615
Municipal Court Judicial	140,830	0.4333	144,676		144,676	6,963	151,639
Library	5,564,823	17.1198	5,716,788		5,716,788	275,145	5,991,933
PWE - Water & Sewer System	0			-455,421	-455,421		-455,421
Other	277,875	0.8549	285,463		285,463	13,739	299,202
SubTotal	32,505,126	100.0000	33,392,782	-455,421	32,937,361	1,132,637	34,069,988
Direct Billed				455,421			455,421
TOTAL	32,505,126	100.0000	33,392,782		33,392,782	1,132,637	34,525,419

Allocation Basis: General Services Department expenditures per dept. served
Allocation Source: General Services Dept.



City Of Houston, Texas
Full Cost Allocation Plan

Schedule 4 - Detail Activity Allocations
For Department General Services Departments

Activity - Utilities

Receiving Department	Allocation Units	Allocation Percentage	Gross Allocation	Direct Billed	Allocation Step1	Allocation Step2	Total Allocation
ARA Director's Office	37,418	0.4569	44,168		44,168		44,168
IT - Director	37,382	0.4565	44,126		44,126		44,126
Mayor's Office	86,855	1.0605	102,524		102,524		102,524
Legal Department	56,484	0.6897	66,674		66,674		66,674
City Secretary	7,032	0.0859	8,301		8,301		8,301
City Council	25,814	0.3152	30,471		30,471		30,471
City Controller's Office	39,785	0.4858	46,962		46,962		46,962
Municipal Court Administration	65,011	0.7938	76,739		76,739		76,739
Health Administration	1,948,835	23.7964	2,300,414		2,300,414		2,300,414
General Services Department	201,924	2.4656	238,352		238,352		238,352
HEC	58,605	0.7156	69,178		69,178	3,381	72,559
Police	3,029,950	36.9974	3,576,569		3,576,569	174,817	3,751,386
Fire	1,392,646	17.0050	1,643,886		1,643,886	80,351	1,724,237
Municipal Court Judicial	37,900	0.4628	44,737		44,737	2,187	46,924
Library	1,163,985	14.2129	1,373,974		1,373,974	67,158	1,441,132
SubTotal	8,189,626	100.0000	9,667,075		9,667,075	327,894	9,994,969
TOTAL	8,189,626	100.0000	9,667,075		9,667,075	327,894	9,994,969

Allocation Basis: Dollar amount of utility cost
Allocation Source: General Services Depart.



City Of Houston, Texas
Full Cost Allocation Plan
Schedule 5 - Allocation Summary
For Department General Services Department

Receiving Department	Total	Adm/Design Constr.	Building Svcs	Utilities
Citywide General Government	957,248	957,248	0	0
ARA Director's Office	298,098	0	253,930	44,168
IT - Director	236,253	0	192,127	44,126
Mayor's Office	670,752	0	568,228	102,524
Legal Department	449,996	0	383,322	66,674
City Secretary	56,025	0	47,724	8,301
City Council	205,654	0	175,183	30,471
City Controller's Office	316,959	0	269,997	46,962
Municipal Court	324,904	0	248,165	76,739
Health Administration	9,185,831	39,655	6,845,762	2,300,414
General Services Department	1,113,462	0	875,110	238,352
HEC	407,889	0	335,330	72,559
Police	16,711,038	805,500	12,154,152	3,751,386
Fire	8,040,771	582,919	5,733,615	1,724,237
Municipal Court Judicial	198,563	0	151,639	46,924
PVE - All Other	133,284	133,284	0	0
Solid Waste Management	319,572	319,572	0	0
Library	8,476,423	1,043,358	5,991,933	1,441,132
Parks & Recreation	1,670,955	1,670,955	0	0
PVE - Water & Sewer	(7,016)	448,405	(455,421)	0
Other	299,202	0	299,202	0
Direct Billed	455,421	0	455,421	0
Total	50,521,284	6,000,896	34,525,419	9,994,969



All Monetary Values Are \$ Dollars
MAXCARS © 2009 MAXIMUS, INC.
Report Output Prepared By Agency

**SCHEDULE 37.1
FY 2010 FULL COST PLAN**

**CITY OF HOUSTON, TEXAS
FY 2010 FULL COST ALLOCATION PLAN
HOUSTON EMERGENCY CENTER
NATURE AND EXTENT OF SERVICES**

The Houston Emergency Center provides centralized emergency communication and response services for the Houston Police and Fire Department and Harris County, Texas. This section of the plan is utilized to allocate incoming costs for the Houston Emergency Center to better cost their services to benefiting departments within the City and for Harris County, Texas.



City Of Houston, Texas
Full Cost Allocation Plan
Schedule 2 - Costs To Be Allocated
For Department HEC

Expenditures Per Financial Statement:	1st Allocation	2nd Allocation	Sub-Total	Total
Equipment Usage Charge	0		2,062	0
Citywide General Government	2,062		476	
Fin-OMB	418	58	2,126	
Fin.-Debt Svc	1,376	750	3,580	
Fin-Genl. Acctg	2,682	898	3,816	
Fin-Grants	3,276	540	2,585	
ARA Admin Svcs	1,664	921	759	
ARA Strategic Purchasing	725	34	1,830	
ARA 3-1-1	1,768	62	4,434	
ARA Central Payroll	4,221	213	17,334	
IT - Admin & Applications	16,081	1,253	4,873	
IT - Infrastructure	4,615	258	2,408	
Affirmative Action	2,156	252	16,300	
Mayor's Office	15,676	624	57,108	
Human Resources Dept.	40,390	16,718	42,020	
Legal Department	38,091	3,929	273,851	
City Secretary	219,099	54,752	4,922	
City Council	4,483	439	49,303	
City Controller's Office	45,435	3,868	13,726	
HPD- Inspector General	12,731	995	27,143	
General Services Department	27,030	113	407,889	
	389,110	18,779	938,545	
Total Allocated Additions:	833,089	105,456	938,545	938,545
Total To Be Allocated:	833,089	105,456	938,545	938,545



All Monetary Values Are \$ Dollars
MAXCARS © 2009 MAXIMUS, INC.
Report Output Prepared By Agency

City Of Houston, Texas
Full Cost Allocation Plan
Schedule .3 - Costs Allocated By Activity
For Department HEC

Departmental Totals	Total	General & Admin	General Svcs	Legal - 911	Legal - Other
Total Expenditures	0	0	0	0	0
Deductions	0	0	0	0	0
Total Deductions	0	0	0	0	0
Functional Cost	0	0	0	0	0
Allocation Step 1					
Inbound-10001000000002 Equipment Usage	2,062	0	0	0	0
Inbound-10001000010009 HPD- Inspector	27,030	0	0	0	0
Inbound-10005000010000 Mayor's Office	40,390	0	0	0	0
Inbound-10005100010000 Affirmative Action	15,676	0	0	0	0
Inbound-10005500010000 City Council	45,435	0	0	0	0
Inbound-10006000010000 City Controller's	12,731	0	0	0	0
Inbound-10006400030000 Fin.-Debt Svc	2,682	0	0	0	0
Inbound-10006400040000 Fin-OMB	1,376	0	0	0	0
Inbound-10006400050001 Fin-Genl. Acctg.	3,276	0	0	0	0
Inbound-10006400050003 Fin-Grants	1,664	0	0	0	0
Inbound-10006500020000 ARA Strategic	1,768	0	0	0	0
Inbound-10006500070001 ARA Central	16,081	0	0	0	0
Inbound-10006500070002 ARA Admin Svcs	725	0	0	0	0
Inbound-10006500080003 ARA 3-1-1	4,221	0	0	0	0
Inbound-10006800020000 IT - Admin &	4,615	0	0	0	0
Inbound-10006800030000 IT - Infrastructure	2,156	0	0	0	0
Inbound-10007500010000 City Secretary	4,483	0	0	0	0
Inbound-10008000010000 Human	38,091	0	0	0	0
Inbound-10009000010000 Legal Department	219,099	0	0	131,459	87,640
Inbound-10009900010000 Citywide General	418	0	0	0	0
Inbound-10022500010000 General Services	389,110	0	389,110	0	0
1st Allocation	833,089	0	389,110	131,459	87,640
Allocation Step 2					
Inbound-10001000010009 HPD- Inspector	113	0	0	0	0
Inbound-10005000010000 Mayor's Office	16,718	0	0	0	0
Inbound-10005100010000 Affirmative Action	624	0	0	0	0
Inbound-10005500010000 City Council	3,866	0	0	0	0
Inbound-10006000010000 City Controller's	995	0	0	0	0
Inbound-10006400030000 Fin.-Debt Svc	898	0	0	0	0
Inbound-10006400040000 Fin-OMB	750	0	0	0	0
Inbound-10006400050001 Fin-Genl. Acctg.	540	0	0	0	0



All Monetary Values Are \$ Dollars
 MAXCARS @ 2009 MAXIMUS, INC.
 Report Output Prepared By Agency

* - Indicates Disallowed Expenditure

City Of Houston, Texas
Full Cost Allocation Plan
Schedule .3 - Costs Allocated By Activity
For Department HEC

	Total	General & Admin	General Svcs	Legal - 911	Legal - Other
Inbound- 10006400050003 Fin-Grants	921	0	0	0	0
Inbound- 10006500020000 ARA Strategic	62	0	0	0	0
Inbound- 10006500070001 ARA Central	1,253	0	0	0	0
Inbound- 10006500070002 ARA Admin Svcs	34	0	0	0	0
Inbound- 10006500080003 ARA 3-1-1	213	0	0	0	0
Inbound- 10006800020000 IT - Admin &	256	0	0	0	0
Inbound- 10007500010000 IT - Infrastructure	252	0	0	0	0
Inbound- 10007500010000 City Secretary	439	0	0	0	0
Inbound- 10008000010000 Human	3,929	0	0	0	0
Inbound- 10009000010000 Legal Department	54,752	0	0	32,851	21,901
Inbound- 10009900010000 Citywide General	58	0	0	0	0
Inbound- 10022500010000 General Services	18,779	0	18,779	0	0
2nd Allocation	105,456	0	18,779	32,851	21,901
Total For 22051500010000 HEC					
Total Allocated	938,545	0	407,889	164,310	109,541



City Of Houston, Texas
Full Cost Allocation Plan
Schedule .3 - Costs Allocated By Activity
For Department HEC

Departmental Totals	Equipt Usage	Citywide Gen Govt	ARA Admin Svcs	ARA 3-1-1	ARA Strat Purch
Total Expenditures	0	0	0	0	0
Deductions					
Total Deductions	0	0	0	0	0
Functional Cost	0	0	0	0	0
Allocation Step 1					
Inbound- 1000100000002 Equipment Usage	2,062	0	0	0	0
Inbound- 10001000010009 HPD- Inspector	0	0	0	0	0
Inbound- 10005000010000 Mayor's Office	0	0	0	0	0
Inbound- 10005100010000 Affirmative Action	0	0	0	0	0
Inbound- 10005500010000 City Council	0	0	0	0	0
Inbound- 10006000010000 City Controller's	0	0	0	0	0
Inbound- 10006400030000 Fin.-Debt Svc	0	0	0	0	0
Inbound- 10006400040000 Fin.-OMB	0	0	0	0	0
Inbound- 10006400050001 Fin.-Genl. Acctg	0	0	0	0	0
Inbound- 10006400050003 Fin.-Grants	0	0	0	0	0
Inbound- 10006500020000 ARA Strategic	0	0	0	0	0
Inbound- 10006500070001 ARA Central	0	0	0	0	0
Inbound- 10006500070002 ARA Admin Svcs	0	0	725	0	1,768
Inbound- 10006500080003 ARA 3-1-1	0	0	0	0	0
Inbound- 10006800020000 IT - Admin &	0	0	0	4,221	0
Inbound- 10006800030000 IT - Infrastructure	0	0	0	0	0
Inbound- 10007500010000 City Secretary	0	0	0	0	0
Inbound- 10008000010000 Human	0	0	0	0	0
Inbound- 10009000010000 Legal Department	0	0	0	0	0
Inbound- 10009900010000 Citywide General	0	418	0	0	0
Inbound- 10022500010000 General Services	0	0	0	0	0
1st Allocation	2,062	418	725	4,221	1,768
Allocation Step 2					
Inbound- 10001000010009 HPD- Inspector	0	0	0	0	0
Inbound- 10005000010000 Mayor's Office	0	0	0	0	0
Inbound- 10005100010000 Affirmative Action	0	0	0	0	0
Inbound- 10005500010000 City Council	0	0	0	0	0
Inbound- 10006000010000 City Controller's	0	0	0	0	0
Inbound- 10006400030000 Fin.-Debt Svc	0	0	0	0	0
Inbound- 10006400040000 Fin.-OMB	0	0	0	0	0
Inbound- 10006400050001 Fin.-Genl. Acctg	0	0	0	0	0



All Monetary Values Are \$ Dollars
 MAXCARS © 2009 MAXIMUS, INC.
 Report Output Prepared By Agency

City Of Houston, Texas
Full Cost Allocation Plan
Schedule .3 - Costs Allocated By Activity
For Department HEC

	Equipmt Usage	Citywide Gen Govt	ARA Admin Svcs	ARA 3-1-1	ARA Strat Purch
Inbound- 10006400050003 Fin-Grants	0	0	0	0	0
Inbound- 10006500020000 ARA Strategic	0	0	0	0	62
Inbound- 10006500070001 ARA Central	0	0	0	0	0
Inbound- 10006500070002 ARA Admin Svcs	0	0	34	0	0
Inbound- 10006500080003 ARA 3-1-1	0	0	0	213	0
Inbound- 10006800020000 IT - Admn &	0	0	0	0	0
Inbound- 10006800030000 IT - Infrastructure	0	0	0	0	0
Inbound- 10007500010000 City Secretary	0	0	0	0	0
Inbound- 10008000010000 Human	0	0	0	0	0
Inbound- 10009000010000 Legal Department	0	0	0	0	0
Inbound- 10009900010000 Citywide General	0	58	0	0	0
Inbound- 10022500010000 General Services	0	0	0	0	0
2nd Allocation:	0	58	34	213	62
Total For 22051500010000 HEC					
Total Allocated	2,062	476	759	4,434	1,830



All Monetary Values Are \$ Dollars
 MAXCars © 2009 MAXIMUS, INC.
 Report Output Prepared By Agency

City Of Houston, Texas
Full Cost Allocation Plan
Schedule .3 - Costs Allocated By Activity
For Department HEC

Departmental Totals	Fin. Grants	Fin. - Genl Acctg.	Fin Office of Bgt	ARA-Clt Payroll	IT-Adm & App
<u>Total Expenditures</u>	0	0	0	0	0
<u>Deductions</u>					
<u>Total Deductions</u>	0	0	0	0	0
Functional Cost	0	0	0	0	0
Allocation Step 1					
Inbound- 10001000000002 Equipment Usage	0	0	0	0	0
Inbound- 10001000010009 HPD- Inspector	0	0	0	0	0
Inbound- 10005000010000 Mayor's Office	0	0	0	0	0
Inbound- 10005100010000 Affirmative Action	0	0	0	0	0
Inbound- 10005500010000 City Council	0	0	0	0	0
Inbound- 10006000010000 City Controller's	0	0	0	0	0
Inbound- 10006400030000 Fin.-Debt Svc	0	0	0	0	0
Inbound- 10006400040000 Fin.-OMB	0	0	0	0	0
Inbound- 10006400050001 Fin-Genl. Acctg	0	3,276	1,376	0	0
Inbound- 10006400050003 Fin-Grants	1,664	0	0	0	0
Inbound- 10006500020000 ARA Strategic	0	0	0	0	0
Inbound- 10006500070001 ARA Central	0	0	0	0	0
Inbound- 10006500070002 ARA Admin Svcs	0	0	0	16,081	0
Inbound- 10006500080003 ARA 3-1-1	0	0	0	0	0
Inbound- 10006800020000 IT - Admin &	0	0	0	0	0
Inbound- 10006800030000 IT - Infrastructure	0	0	0	0	0
Inbound- 10007500010000 City Secretary	0	0	0	0	0
Inbound- 10008000010000 Human	0	0	0	0	0
Inbound- 10009000010000 Legal Department	0	0	0	0	0
Inbound- 10009900010000 Citywide General	0	0	0	0	0
Inbound- 10022500010000 General Services	0	0	0	0	0
1st Allocation	1,664	3,276	1,376	16,081	4,615
Allocation Step 2					
Inbound- 10001000010009 HPD- Inspector	0	0	0	0	0
Inbound- 10005000010000 Mayor's Office	0	0	0	0	0
Inbound- 10005100010000 Affirmative Action	0	0	0	0	0
Inbound- 10005500010000 City Council	0	0	0	0	0
Inbound- 10006000010000 City Controller's	0	0	0	0	0
Inbound- 10006400030000 Fin.-Debt Svc	0	0	0	0	0
Inbound- 10006400040000 Fin.-OMB	0	0	750	0	0
Inbound- 10006400050001 Fin-Genl. Acctg	0	540	0	0	0



All Monetary Values Are \$ Dollars
 MAXCARS © 2009 MAXIMUS, INC.
 Report Output Prepared By Agency

City Of Houston, Texas
Full Cost Allocation Plan
Schedule .3 - Costs Allocated By Activity
For Department HEC

	Fin. Grants	Fin. - Genl Acctg.	Fin Office of Egt	ARA-Ctrl Payroll	IT-Adm & App
Inbound- 10006400050003 Fir-Grants	921	0	0	0	0
Inbound- 10006500020000 ARA Strategic	0	0	0	0	0
Inbound- 10006500070001 ARA Central	0	0	0	1,253	0
Inbound- 10006500070002 ARA Admin Svcs	0	0	0	0	0
Inbound- 10006500080003 ARA 3-1-1	0	0	0	0	0
Inbound- 10006800020000 IT - Admin &	0	0	0	0	258
Inbound- 10006800030000 IT - Infrastructure	0	0	0	0	0
Inbound- 10007500010000 City Secretary	0	0	0	0	0
Inbound- 10008000010000 Human	0	0	0	0	0
Inbound- 10009000010000 Legal Department	0	0	0	0	0
Inbound- 10009900010000 Citywide General	0	0	0	0	0
Inbound- 10022500010000 General Services	0	0	0	0	0
2nd Allocation	921	540	750	1,253	258
Total For 22051500010000 HEC					
Total Allocated	2,585	3,816	2,126	17,334	4,873



City Of Houston, Texas
Full Cost Allocation Plan
Schedule .3 - Costs Allocated By Activity
For Department HEC

Departmental Totals	IT-Infrastructure	Affirmative Action	Mayor's Office	Human Resources	City Secretary
Total Expenditures	0	0	0	0	0
Deductions					
Total Deductions	0	0	0	0	0
Functional Cost	0	0	0	0	0
Allocation Step 1					
Inbound- 10001000000002 Equipment Usage	0	0	0	0	0
Inbound- 10001000010009 HPD- Inspector	0	0	0	0	0
Inbound- 10005000010000 Mayor's Office	0	0	40,390	0	0
Inbound- 10005100010000 Affirmative Action	0	15,676	0	0	0
Inbound- 10005500010000 City Council	0	0	0	0	0
Inbound- 10006000010000 City Controller's	0	0	0	0	0
Inbound- 10006400030000 Fin.-Debt Svc	0	0	0	0	0
Inbound- 10006400040000 Fin.-OMB	0	0	0	0	0
Inbound- 10006400050001 Fin.-Genl. Acctg	0	0	0	0	0
Inbound- 10006400050003 Fin.-Grants	0	0	0	0	0
Inbound- 10006500020000 ARA Strategic	0	0	0	0	0
Inbound- 10006500070001 ARA Central	0	0	0	0	0
Inbound- 10006500070002 ARA Admin Svcs	0	0	0	0	0
Inbound- 10006500080003 ARA 3-1-1	0	0	0	0	0
Inbound- 10006800020000 IT - Admin &	0	0	0	0	0
Inbound- 10006800030000 IT - Infrastructure	2,156	0	0	0	0
Inbound- 10007500010000 City Secretary	0	0	0	0	0
Inbound- 10008000010000 Human	0	0	0	38,091	4,483
Inbound- 10009000010000 Legal Department	0	0	0	0	0
Inbound- 10009900010000 Citywide General	0	0	0	0	0
Inbound- 10022500010000 General Services	0	0	0	0	0
1st Allocation	2,156	15,676	40,390	38,091	4,483
Allocation Step 2					
Inbound- 10001000010009 HPD- Inspector	0	0	0	0	0
Inbound- 10005000010000 Mayor's Office	0	0	16,718	0	0
Inbound- 10005100010000 Affirmative Action	0	624	0	0	0
Inbound- 10005500010000 City Council	0	0	0	0	0
Inbound- 10006000010000 City Controller's	0	0	0	0	0
Inbound- 10006400030000 Fin.-Debt Svc	0	0	0	0	0
Inbound- 10006400040000 Fin.-OMB	0	0	0	0	0
Inbound- 10006400050001 Fin.-Genl. Acctg	0	0	0	0	0

All Monetary Values Are \$ Dollars
 MAXCARS © 2009 MAXIMUS, INC.
 Report Output Prepared By Agency



City Of Houston, Texas
Full Cost Allocation Plan
Schedule .3 - Costs Allocated By Activity
For Department HEC

	IT-Infrastructure	Affirmative Action	Mayor's Office	Human Resources	City Secretary
Inbound- 10006400050003 Fin-Grants	0	0	0	0	0
Inbound- 10006500020000 ARA Strategic	0	0	0	0	0
Inbound- 10006500070001 ARA Central	0	0	0	0	0
Inbound- 10006500070002 ARA Admin Svcs	0	0	0	0	0
Inbound- 10006500080003 ARA 3-1-1	0	0	0	0	0
Inbound- 10006800020000 IT - Admin &	0	0	0	0	0
Inbound- 10006800030000 IT - Infrastructure	252	0	0	0	0
Inbound- 10007500010000 City Secretary	0	0	0	0	439
Inbound- 10008000010000 Human	0	0	0	3,929	0
Inbound- 10009000010000 Legal Department	0	0	0	0	0
Inbound- 10009900010000 Citywide General	0	0	0	0	0
Inbound- 10022500010000 General Services	0	0	0	0	0
2nd Allocation	252	624	16,718	3,929	439
Total For 22051500010000 HEC					
Total Allocated	2,408	16,300	57,108	42,020	4,922



All Monetary Values Are \$ Dollars
 MAXCARS © 2009 MAXIMUS, INC.
 Report Output Prepared By Agency

City Of Houston, Texas
Full Cost Allocation Plan
Schedule .3 - Costs Allocated By Activity
For Department HEC

Departmental Totals	City Council	City Controller	HPD-Insp Gen	Fin-Debt Svc
Total Expenditures	0	0	0	0
Deductions				
Total Deductions	0	0	0	0
Functional Cost	0	0	0	0
Allocation Step 1				
Inbound- 10001000000002 Equipment Usage	0	0	0	0
Inbound- 10001000010009 HPD- Inspector	0	0	27,030	0
Inbound- 10005000010000 Mayor's Office	0	0	0	0
Inbound- 10005100010000 Affirmative Action	0	0	0	0
Inbound- 10005500010000 City Council	45,435	0	0	0
Inbound- 10006000010000 City Controller's	0	12,731	0	0
Inbound- 10006400030000 Fin.-Debt Svc	0	0	0	2,682
Inbound- 10006400040000 Fin.-OMB	0	0	0	0
Inbound- 10006400050001 Fin.-Genl. Acctg	0	0	0	0
Inbound- 10006400050003 Fin.-Grants	0	0	0	0
Inbound- 10006500020000 ARA Strategic	0	0	0	0
Inbound- 10006500070001 ARA Central	0	0	0	0
Inbound- 10006500070002 ARA Admin Svcs	0	0	0	0
Inbound- 10006500080003 ARA 3-1-1	0	0	0	0
Inbound- 10006800020000 IT - Admin &	0	0	0	0
Inbound- 10006800030000 IT - Infrastructure	0	0	0	0
Inbound- 10007500010000 City Secretary	0	0	0	0
Inbound- 10009000010000 Human	0	0	0	0
Inbound- 10009000010000 Legal Department	0	0	0	0
Inbound- 10009900010000 Citywide General	0	0	0	0
Inbound- 10022500010000 General Services	0	0	0	0
1st Allocation	45,435	12,731	27,030	2,682
Allocation Step 2				
Inbound- 10001000010009 HPD- Inspector	0	0	113	0
Inbound- 10005000010000 Mayor's Office	0	0	0	0
Inbound- 10005100010000 Affirmative Action	0	0	0	0
Inbound- 10005500010000 City Council	3,868	0	0	0
Inbound- 10006000010000 City Controller's	0	995	0	0
Inbound- 10006400030000 Fin.-Debt Svc	0	0	0	898
Inbound- 10006400040000 Fin.-OMB	0	0	0	0
Inbound- 10006400050001 Fin.-Genl. Acctg	0	0	0	0



All Monetary Values Are \$ Dollars
 MAXCARS @ 2009 MAXIMUS, INC.
 Report Output Prepared By Agency

City Of Houston, Texas
Full Cost Allocation Plan
Schedule .3 - Costs Allocated By Activity
For Department HEC

	City Council	City Controller	HPD-Insp Gen	Fin-Debt Svc
Inbound- 10006400050003 Fin-Grants	0	0	0	0
Inbound- 10006500020000 ARA Strategic	0	0	0	0
Inbound- 10006500070001 ARA Central	0	0	0	0
Inbound- 10006500070002 ARA Admin Svcs	0	0	0	0
Inbound- 10006500080003 ARA 3-1-1	0	0	0	0
Inbound- 10006800020000 IT - Admin &	0	0	0	0
Inbound- 10006800030000 IT - Infrastructure	0	0	0	0
Inbound- 10007500010000 City Secretary	0	0	0	0
Inbound- 10008000010000 Human	0	0	0	0
Inbound- 10009000010000 Legal Department	0	0	0	0
Inbound- 10009900010000 Citywide General	0	0	0	0
Inbound- 10022500010000 General Services	0	0	0	0
2nd Allocation	3,868	995	113	898
Total For 22051500010000 HEC				
Total Allocated	49,303	13,726	27,143	3,580



City Of Houston, Texas
Full Cost Allocation Plan
Schedule .4 - Detail Activity Allocations
For Department HEC

Receiving Department	Allocation Units	Allocation Percentage	Gross Allocation	Direct Billed	Allocation Step1	Allocation Step2	Total Allocation
Activity - General Svcs							
HEC - IT	28,269	21.4159	83,331		83,331	4,022	87,353
HEC - 9-1-1 Network	41,591	31.5083	122,602		122,602	5,916	128,518
HEC-HFD	14,178	10.7409	41,794		41,794	2,017	43,811
HEC-Harris Co.	6,171	4.6750	18,191		18,191	878	19,069
HEC-Geni Svcs Dept	13,552	10.2667	39,949		39,949	1,928	41,877
HEC-Homeland Sec	2,977	2.2553	8,776		8,776	424	9,200
HEC - Office of Emrgy Mgt	10,726	8.1258	31,618		31,618	1,526	33,144
HEC - HPD	14,536	11.0121	42,849		42,849	2,068	44,917
SubTotal	132,000	100.0000	389,110		389,110	18,779	407,889
TOTAL	132,000	100.0000	389,110		389,110	18,779	407,889

Allocation Basis: Square footage of occupants in HEC building
 Allocation Source: GSD



All Monetary Values Are \$ Dollars
 MAXCARS © 2009 MAXIMUS, INC.
 Report Output Prepared By Agency

City Of Houston, Texas
 Full Cost Allocation Plan

Schedule 4 - Detail Activity Allocations
 For Department HEC

Activity - Legal - 911

Receiving Department:

	Allocation Units	Allocation Percentage	Gross Allocation	Direct Billed	Allocation Step1	Allocation Step2	Total Allocation
HEC - 9-1-1 Network	100	100.0000	131,459		131,459	32,851	164,310
SubTotal	100	100.0000	131,459		131,459	32,851	164,310
TOTAL	100	100.0000	131,459		131,459	32,851	164,310

Allocation Basis: Direct allocation to HEC 9-1-1 Network

Allocation Source: N/A



All Monetary Values Are \$ Dollars
 MAXCARS © 2009 MAXIMUS, INC.
 Report Output Prepared By Agency

City Of Houston, Texas
Full Cost Allocation Plan
Schedule .4 - Detail Activity Allocations
For Department HEC

Receiving Department	Allocation Units	Allocation Percentage	Gross Allocation	Direct Billed	Allocation Step1	Allocation Step2	Total Allocation
HEC Director	3	3.3795	2,962		2,962	740	3,702
HEC - IT	29	25.5633	22,404		22,404	5,599	28,003
HEC - Police Call Takers	82	71.0572	62,274		62,274	15,562	77,836
SubTotal	115	100.0000	87,640		87,640	21,901	109,541
TOTAL	115	100.0000	87,640		87,640	21,901	109,541

Allocation Basis: Number of full time equivalent positions for HEC excl 9-1-1 Network
 Allocation Source: SAP personnel report



All Monetary Values Are \$ Dollars
 MAXCARS © 2009 MAXIMUS, INC.
 Report Output Prepared By Agency

City Of Houston, Texas
Full Cost Allocation Plan
Schedule 4 - Detail Activity Allocations
For Department HEC

Activity - Equip: Usage	Allocation Units	Allocation Percentage	Gross Allocation	Direct Billed	Allocation Step1	Allocation Step2	Total Allocation
Receiving Department							
HEC Director	489,532	2.4936	51		51		51
HEC - IT	5,965,464	30.3868	627		627		627
HEC - 9-1-1 Network	8,995,418	45.8207	945		945		945
HEC - Police Call Takers	4,181,356	21.2989	439		439		439
SubTotal	19,631,770	100.0000	2,062		2,062		2,062
TOTAL	19,631,770	100.0000	2,062		2,062		2,062

Allocation Basis: Total Expenditures of HEC departments
 Allocation Source: FY 2008 Financial data reports - R. Dickson



ALL Monetary Values Are \$ Dollars
 MAXCars © 2009 MAXIMUS, INC.
 Report Output Prepared By Agency

City Of Houston, Texas
Full Cost Allocation Plan
Schedule 4 - Detail Activity Allocations
For Department HEC

Activity - Citywide Gen Govt

Receiving Department	Allocation Units	Allocation Percentage	Gross Allocation	Direct Billed	Allocation Step1	Allocation Step2	Total Allocation
HEC Director	489,532	2.4936	10		10	1	11
HEC - IT	5,965,464	30.3868	127		127	18	145
HEC - 9-1-1 Network	8,995,418	45.8207	192		192	27	219
HEC - Police Call Takers	4,181,356	21.2989	89		89	12	101
SubTotal	19,631,770	100.0000	418		418	58	476
TOTAL	19,631,770	100.0000	418		418	58	476

Allocation Basis: Total Expenditures of HEC departments

Allocation Source: FY 2008 Financial data reports - R. Dickson



All Monetary Values Are \$ Dollars
 MAXCARS © 2009 MAXIMUS, INC.
 Report Output Prepared By Agency

City Of Houston, Texas
Full Cost Allocation Plan
Schedule 4 - Detail Activity Allocations
For Department HEC

Receiving Department	Allocation Units	Allocation Percentage	Gross Allocation	Direct Billed	Allocation Step1	Allocation Step2	Total Allocation
Activity - ARA Admin Svcs							
HEC Director	489,532	2.4936	18		18	1	19
HEC - IT	5,965,464	30.3868	220		220	10	230
HEC - 9-1-1 Network	8,995,418	45.8207	333		333	16	349
HEC - Police Call Takers	4,181,356	21.2989	154		154	7	161
SubTotal	19,631,770	100.0000	725		725	34	759
TOTAL	19,631,770	100.0000	725		725	34	759

Allocation Basis: Total Expenditures of HEC departments
 Allocation Source: FY 2008 Financial data reports - R. Dickson



All Monetary Values Are \$ Dollars
 MAXCARS © 2009 MAXIMUS, INC.
 Report Output Prepared By Agency

City Of Houston, Texas
Full Cost Allocation Plan
Schedule .4 - Detail Activity Allocations
For Department HEC

Receiving Department	Allocation Units	Allocation Percentage	Gross Allocation	Direct Billed	Allocation Step1	Allocation Step2	Total Allocation
Activity - ARA 3-1-1							
HEC Director	3	1.4739	62		62	3	65
HEC - IT	29	11.1489	471		471	24	495
HEC - 9-1-1 Network	149	56.3870	2,380		2,380	120	2,500
HEC - Police Call Takers	82	30.9902	1,308		1,308	66	1,374
SubTotal	264	100.0000	4,221		4,221	213	4,434
TOTAL	264	100.0000	4,221		4,221	213	4,434

Allocation Basis: Total number of HEC full time equivalent positions
 Allocation Source: SAP personnel report



All Monetary Values Are \$ Dollars
 MAXCARS © 2009 MAXIMUS, INC.
 Report Output Prepared By Agency

City Of Houston, Texas
Full Cost Allocation Plan
Schedule .4 - Detail Activity Allocations
For Department HEC

Receiving Department	Allocation Units	Allocation Percentage	Gross Allocation	Direct Billed	Allocation Step1	Allocation Step2	Total Allocation
HEC Director	489,532	2.4936	44		44	2	46
HEC - IT	5,965,464	30.3868	537		537	19	556
HEC - 9-1-1 Network	8,995,418	45.8207	810		810	28	838
HEC - Police Call Takers	4,181,356	21.2989	377		377	13	390
SubTotal	19,631,770	100.0000	1,768		1,768	62	1,830
TOTAL	19,631,770	100.0000	1,768		1,768	62	1,830

Allocation Basis: Total Expenditures of HEC departments
 Allocation Source: FY 2008 Financial data reports - R. Dickson



All Monetary Values Are \$ Dollars
 MAXCARS © 2009 MAXIMUS, INC.
 Report Output Prepared By Agency

City Of Houston, Texas
Full Cost Allocation Plan
Schedule 4 - Detail Activity Allocations
For Department HEC

Activity - Fin. Grants	Allocation Units	Allocation Percentage	Gross Allocation	Direct Billed	Allocation Step1	Allocation Step2	Total Allocation
Receiving Department							
HEC Director	489,532	4.6024	77		77	42	119
HEC - IT	5,965,464	56.0857	933		933	517	1,450
HEC - Police Call Takers	4,181,356	39.3119	654		654	362	1,016
SubTotal	10,636,352	100.0000	1,664		1,664	921	2,585
TOTAL	10,636,352	100.0000	1,664		1,664	921	2,585

Allocation Basis: Total expenditures for HEC departments excluding 9-1-1 Network
 Allocation Source: FY 2008 Financial data reports



All Monetary Values Are \$ Dollars
 MAXCARS © 2009 MAXIMUS, INC.
 Report Output Prepared By Agency

City Of Houston, Texas
Full Cost Allocation Plan
Schedule .4 - Detail Activity Allocations
For Department HEC

Activity - Fin. - Genl Acctg.

Receiving Department	Allocation Units	Allocation Percentage	Gross Allocation	Direct Billed	Allocation Step 1	Allocation Step 2	Total Allocation
HEC Director	489,532	2.4936	82		82	13	95
HEC - IT	5,965,464	30.3868	995		995	164	1,159
HEC - 9-1-1 Network	8,995,418	45.8207	1,501		1,501	248	1,749
HEC - Police Call Takers	4,181,356	21.2989	698		698	115	813
SubTotal	19,631,770	100.0000	3,276		3,276	540	3,816
TOTAL	19,631,770	100.0000	3,276		3,276	540	3,816

Allocation Basis: Total Expenditures of HEC departments

Allocation Source: FY 2008 Financial data reports - R. Dickson



All Monetary Values Are \$ Dollars
 MAXCars © 2009 MAXIMUS, INC.
 Report Output Prepared By Agency

City Of Houston, Texas
Full Cost Allocation Plan
Schedule 4 - Detail Activity Allocations
For Department HEC

Receiving Department	Allocation Units	Allocation Percentage	Gross Allocation	Direct Billed	Allocation Step1	Allocation Step2	Total Allocation
HEC Director	489,532	2.4936	34		34	19	53
HEC - IT	5,965,464	30.3868	418		418	228	646
HEC - 9-1-1 Network	8,995,418	45.8207	631		631	343	974
HEC - Police Call Takers	4,181,356	21.2989	293		293	160	453
SubTotal	19,631,770	100.0000	1,376		1,376	750	2,126
TOTAL	19,631,770	100.0000	1,376		1,376	750	2,126

Allocation Basis: Total Expenditures of HEC departments
 Allocation Source: FY 2008 Financial data reports - R. Dickson



All Monetary Values Are \$ Dollars
 MAXCARS © 2009 MAXIMUS, INC.
 Report Output Prepared By Agency

City Of Houston, Texas
Full Cost Allocation Plan
Schedule 4 - Detail Activity Allocations
For Department HEC

Receiving Department	Allocation Units	Allocation Percentage	Gross Allocation	Direct Billed	Allocation Step1	Allocation Step2	Total Allocation
HEC Director	489,532	4.6024	740		740	58	798
HEC - IT	5,965,464	56.0857	9,019		9,019	702	9,721
HEC - Police Call Takers	4,181,356	39.3119	6,322		6,322	493	6,815
SubTotal	10,636,352	100.0000	16,081		16,081	1,253	17,334
TOTAL	10,636,352	100.0000	16,081		16,081	1,253	17,334

Allocation Basis: Total expenditures for HEC departments excluding 9-1-1 Network
 Allocation Source: FY 2008 Financial data reports



All Monetary Values Are \$ Dollars
 MAXCARS © 2009 MAXIMUS, INC.
 Report Output Prepared By Agency

City Of Houston, Texas
Full Cost Allocation Plan
Schedule .4 - Detail Activity Allocations
For Department HEC

Receiving Department	Allocation Units	Allocation Percentage	Gross Allocation	Direct Billed	Allocation Step1	Allocation Step2	Total Allocation
HEC Director	489,532	4.6024	212		212	12	224
HEC - IT	5,965,464	56.0857	2,589		2,589	145	2,734
HEC - Police Call Takers	4,181,356	39.3119	1,814		1,814	101	1,915
SubTotal	10,636,352	100.0000	4,615		4,615	258	4,873
TOTAL	10,636,352	100.0000	4,615		4,615	258	4,873

Allocation Basis: Total expenditures for HEC departments excluding 9-1-1 Network
 Allocation Source: FY 2008 Financial data reports



All Monetary Values Are \$ Dollars
 MAXCARS © 2009 MAXIMUS, INC.
 Report Output Prepared By Agency

City Of Houston, Texas
Full Cost Allocation Plan
Schedule 4 - Detail Activity Allocations
For Department HEC

Receiving Department	Allocation Units	Allocation Percentage	Gross Allocation	Direct Billed	Allocation Step1	Allocation Step2	Total Allocation
HEC Director	3	3.3795	73		73	9	82
HEC - IT	29	25.5633	551		551	64	615
HEC - Police Call Takers	82	71.0572	1,532		1,532	179	1,711
SubTotal	115	100.0000	2,156		2,156	252	2,408
TOTAL	115	100.0000	2,156		2,156	252	2,408

Allocation Basis: Number of full time equivalent positions for HEC excl: 9-1-1 Network
 Allocation Source: SAP personnel report



All Monetary Values Are \$ Dollars
 MAXCARS © 2009 MAXIMUS, INC.
 Report Output Prepared By Agency

City Of Houston, Texas
Full Cost Allocation Plan
Schedule .4 - Detail Activity Allocations
For Department HEC

Activity - Affirmative Action	Receiving Department	Allocation Units	Allocation Percentage	Gross Allocation	Direct Billed	Allocation Step1	Allocation Step2	Total Allocation
	HEC Director	3	1.4739	231		231	9	240
	HEC - IT	29	11.1489	1,748		1,748	70	1,818
	HEC - 9-1-1 Network	149	56.3870	8,839		8,839	352	9,191
	HEC - Police Call Takers	82	30.9902	4,858		4,858	193	5,051
	SubTotal	264	100.0000	15,676		15,676	624	16,300
	TOTAL	264	100.0000	15,676		15,676	624	16,300

Allocation Basis: Total number of HEC full time equivalent positions
 Allocation Source: SAP personnel report



All Monetary Values Are \$ Dollars
 MAXCARS © 2009 MAXIMUS, INC.
 Report Output Prepared By Agency

City Of Houston, Texas
Full Cost Allocation Plan
Schedule .4 - Detail Activity Allocations
For Department HEC

Activity - Mayor's Office

Receiving Department	Allocation Units	Allocation Percentage	Gross Allocation	Direct Billed	Allocation Step1	Allocation Step2	Total Allocation
HEC Director	489,532	2.4936	1,007		1,007	417	1,424
HEC - IT	5,965,464	30.3868	12,273		12,273	5,080	17,353
HEC - 9-1-1 Network	8,995,418	45.8207	18,507		18,507	7,660	26,167
HEC - Police Call Takers	4,181,356	21.2989	8,603		8,603	3,561	12,164
SubTotal	19,631,770	100.0000	40,390		40,390	16,718	57,108
TOTAL	19,631,770	100.0000	40,390		40,390	16,718	57,108

Allocation Basis: Total Expenditures of HEC departments

Allocation Source: FY 2008 Financial data reports - R. Dickson



All Monetary Values Are \$ Dollars
 MAXCARS © 2009 MAXIMUS, INC.
 Report Output Prepared By Agency

City Of Houston, Texas
Full Cost Allocation Plan
Schedule .4 - Detail Activity Allocations
For Department HEC

Activity - Human Resources

Receiving Department	Allocation Units	Allocation Percentage	Gross Allocation	Direct Billed	Allocation Step1	Allocation Step2	Total Allocation
HEC Director	3	1.4739	561		561	58	619
HEC - IT	29	11.1489	4,247		4,247	438	4,685
HEC - 9-1-1 Network	149	56.3870	21,479		21,479	2,215	23,694
HEC - Police Call Takers	82	30.9902	11,804		11,804	1,218	13,022
SubTotal	264	100.0000	38,091		38,091	3,929	42,020
TOTAL	264	100.0000	38,091		38,091	3,929	42,020

Allocation Basis: Total number of HEC full time equivalent positions
 Allocation Source: SAP personnel report



All Monetary Values Are \$ Dollars
 MAXCars © 2009 MAXIMUS, INC.
 Report Output Prepared By Agency

City Of Houston, Texas
Full Cost Allocation Plan
Schedule .4 - Detail Activity Allocations
For Department HEC

Activity - City Secretary	Receiving Department	Allocation Units	Allocation Percentage	Gross Allocation	Direct Billed	Allocation Step1	Allocation Step2	Total Allocation
	HEC Director	489,532	2.4936	.112		112	11	123
	HEC - IT	5,965,464	30.3868	1,362		1,362	133	1,495
	HEC - 9-1-1 Network	8,995,418	45.8207	2,054		2,054	201	2,255
	HEC - Police Call Takers	4,181,356	21.2989	955		955	94	1,049
	SubTotal	19,631,770	100.0000	4,483		4,483	439	4,922
	TOTAL	19,631,770	100.0000	4,483		4,483	439	4,922

Allocation Basis: Total Expenditures of HEC departments
 Allocation Source: FY 2008 Financial data reports - R. Dickson



All Monetary Values Are \$ Dollars
 MAXCARS © 2009 MAXIMUS, INC.
 Report Output Prepared By Agency

City Of Houston, Texas
 Full Cost Allocation Plan

Schedule 4 - Detail Activity Allocations
 For Department HEC

Activity - City Council	Receiving Department	Allocation Units	Allocation Percentage	Gross Allocation	Direct Billed	Allocation Step1	Allocation Step2	Total Allocation
	HEC Director	3	1.4739	670		670	57	727
	HEC - IT	29	11.1489	5,066		5,066	431	5,497
	HEC - 9-1-1 Network	149	56.3870	25,619		25,619	2,181	27,800
	HEC - Police Call Takers	82	30.9902	14,080		14,080	1,199	15,279
	SubTotal	264	100.0000	45,435		45,435	3,868	49,303
	TOTAL	264	100.0000	45,435		45,435	3,868	49,303

Allocation Basis: Total number of HEC full time equivalent positions
 Allocation Source: SAP personnel report



All Monetary Values Are \$ Dollars
 MAXCARS © 2009 MAXIMUS, INC.
 Report Output Prepared By Agency

City Of Houston, Texas
Full Cost Allocation Plan
Schedule 4 - Detail Activity Allocations
For Department HEC

Activity - City Controller	Receiving Department	Allocation Units	Allocation Percentage	Gross Allocation	Direct Billed	Allocation Step1	Allocation Step2	Total Allocation
	HEC Director	489,532	2.4936	317		317	25	342
	HEC - IT	5,965,464	30.3868	3,869		3,869	302	4,171
	HEC - 9-1-1 Network	8,995,418	45.8207	5,833		5,833	456	6,289
	HEC - Police Call Takers	4,181,356	21.2989	2,712		2,712	212	2,924
	SubTotal	19,631,770	100.0000	12,731		12,731	995	13,726
	TOTAL	19,631,770	100.0000	12,731		12,731	995	13,726

Allocation Basis: Total Expenditures of HEC departments
 Allocation Source: FY 2008 Financial data reports - R. Dickson



All Monetary Values Are \$ Dollars
 MAXCARS © 2009 MAXIMUS, INC.
 Report Output Prepared By Agency

City Of Houston, Texas
Full Cost Allocation Plan
Schedule 4 - Detail Activity Allocations
For Department HEC

Receiving Department	Allocation Units	Allocation Percentage	Gross Allocation	Direct Billed	Allocation Step1	Allocation Step2	Total Allocation
Activity - HPD-Insp Gen							
HEC Director	3	1.4739	398		398	2	400
HEC - IT	29	11.1489	3,014		3,014	13	3,027
HEC - 9-1-1 Network	149	56.3870	15,241		15,241	63	15,304
HEC - Police Call Takers	82	30.9902	8,377		8,377	35	8,412
SubTotal	264	100.0000	27,030		27,030	113	27,143
TOTAL	264	100.0000	27,030		27,030	113	27,143

Allocation Basis: Total number of HEC full time equivalent positions
 Allocation Source: SAP personnel report



All Monetary Values Are \$ Dollars
 MAXCars © 2009 MAXIMUS, INC.
 Report Output Prepared By Agency

City Of Houston, Texas
Full Cost Allocation Plan
Schedule 4 - Detail Activity Allocations
For Department HEC

Activity - Fin-Debt Svc	Receiving Department	Allocation Units	Allocation Percentage	Gross Allocation	Direct Billed	Allocation Step1	Allocation Step2	Total Allocation
	HEC Director	489,532	2.4936	67		67	22	89
	HEC - IT	5,965,464	30.3868	815		815	273	1,088
	HEC - 9-1-1 Network	8,995,418	45.8207	1,229		1,229	412	1,641
	HEC - Police Call Takers	4,181,356	21.2989	571		571	191	762
	SubTotal	19,631,770	100.0000	2,682		2,682	898	3,580
	TOTAL	19,631,770	100.0000	2,682		2,682	898	3,580

Allocation Basis: Total Expenditures of HEC departments
 Allocation Source: FY 2008 Financial data reports - R. Dickson



All Monetary Values Are \$ Dollars
 MAXCars © 2009 MAXIMUS, INC.
 Report Output Prepared By Agency

City Of Houston, Texas
Full Cost Allocation Plan
Schedule .5 - Allocation Summary
For Department HEC

Receiving Department	Total	General Svcs	Legal - 911	Legal - Other	Equipt Usage	Citywide Gen Govt	ARA Admin Svcs
HEC Director	9,229	0	0	3,702	51	11	19
HEC - IT	172,868	87,353	0	28,003	627	145	230
HEC - 9-1-1 Network	412,743	128,518	164,310	0	945	219	349
HEC - Police Call Takers	151,687	0	0	77,836	439	101	161
HEC-HFD	43,811	43,811	0	0	0	0	0
HEC-Harris Co.	19,069	19,069	0	0	0	0	0
HEC-Genl Svcs Dept	41,877	41,877	0	0	0	0	0
HEC-Homeland Sec	9,200	9,200	0	0	0	0	0
HEC - Office of Emrgy Mgt	33,144	33,144	0	0	0	0	0
HEC - HPD	44,917	44,917	0	0	0	0	0
Direct Billed	0	0	0	0	0	0	0
Total	938,545	407,889	164,310	109,541	2,062	476	759



City Of Houston, Texas
Full Cost Allocation Plan
Schedule .5 - Allocation Summary
For Department HEC

Receiving Department	ARA 3-1-1	ARA Strat Purch	Fin. Grants	Fin. - Genl Acctg.	Fin Office of Bgt	ARA-Ctrl Payroll	IT-Adm & App
HEC Director	65	46	119	95	53	798	224
HEC - IT	495	566	1,450	1,159	646	9,721	2,734
HEC - 9-1-1 Network	2,500	838	0	1,749	974	0	0
HEC - Police Call Takers	1,374	390	1,016	813	453	6,815	1,915
HEC-HFD	0	0	0	0	0	0	0
HEC-Harris Co.	0	0	0	0	0	0	0
HEC-Genl Svcs Dept	0	0	0	0	0	0	0
HEC-Homeland Sec	0	0	0	0	0	0	0
HEC - Office of Emrgy Mgt	0	0	0	0	0	0	0
HEC - HPD	0	0	0	0	0	0	0
Direct Billed	0	0	0	0	0	0	0
Total	4,434	1,830	2,585	3,816	2,126	17,334	4,873



All Monetary Values Are \$ Dollars
MAXCARS © 2009 MAXIMUS, INC.
Report Output Prepared By Agency

City Of Houston, Texas
Full Cost Allocation Plan
Schedule .5 - Allocation Summary
For Department HEC

Receiving Department	IT-Infrastructure	Affirmative Action	Mayor's Office	Human Resources	City Secretary	City Council	City Controller
HEC Director	82	240	1,424	619	123	727	342
HEC - IT	615	1,818	17,353	4,685	1,495	5,497	4,171
HEC - 9-1-1 Network	0	9,191	26,167	23,694	2,255	27,800	6,289
HEC - Police Call Takers	1,711	5,051	12,164	13,022	1,049	15,279	2,924
HEC-HFD	0	0	0	0	0	0	0
HEC-Harris Co.	0	0	0	0	0	0	0
HEC-Genl Svcs Dept	0	0	0	0	0	0	0
HEC-Homeland Sec	0	0	0	0	0	0	0
HEC - Office of Emrgy Mgt	0	0	0	0	0	0	0
HEC - HPD	0	0	0	0	0	0	0
Direct Billed	0	0	0	0	0	0	0
Total	2,408	16,300	57,108	42,020	4,922	49,303	13,726



All Monetary Values Are \$ Dollars
MAXCARS © 2009 MAXIMUS, INC.
Report Output Prepared By Agency

City Of Houston, Texas
 Full Cost Allocation Plan
 Schedule .5 - Allocation Summary
 For Department HEC

Receiving Department	HPD-Insp Gen	Fin-Debt Svc
HEC Director	400	89
HEC - IT	3,027	1,088
HEC - 9-1-1 Network	15,304	1,641
HEC - Police Call Takers	8,412	762
HEC-HFD	0	0
HEC-Harris Co.	0	0
HEC-Genl Svcs Dept	0	0
HEC-Homeland Sec	0	0
HEC - Office of Emrgy Mgt	0	0
HEC - HPD	0	0
Direct Billed	0	0
Total	27,143	3,580



All Monetary Values Are \$ Dollars
 MAXCARS © 2009 MAXIMUS, INC.
 Report Output Prepared By Agency